



## GENESIS POLYCARBONATE ENCLOSURE

### Features and Benefits

- Integra's larger size, polycarbonate enclosure offering
- Light gray in color with high gloss finish
- Featuring Integra's unique "Multi-Max Rail Mounting System®" (an extremely flexible interior mounting system)
- Sturdy, full length piano hinged door
- Extra rigid construction utilizing unique internal Multi-Max frame
- Brass inserts on rear wall of enclosure and on lid for more mounting options
- Brass inserts for securing mounting flanges to rear of enclosure
- Available in four non-metallic latch or three-point latch configurations
- UL/C-UL-50 listed (File # E207562)

The Integra Genesis series represents the beginning of best medium sized non-metallic enclosures available. The unmatched flexibility of the interior of this enclosure combined with off the shelf accessories make the first of the Genesis series enclosures ideal for almost any application.

Mechanical and Thermal Test Spec.	Unit	Genesis Line
Instrumented Dart Impact @ 73° F	in/lb.	565
Falling Ball Impact @ 73° F	UL-746 in/lb.	900
Deflection Temperature @ 264 psi	ASTM D648 Deg. F	270
Modulus of Elasticity	m ASTM D790 ksi	340
Temperature Range	Deg. F	-40 to 265

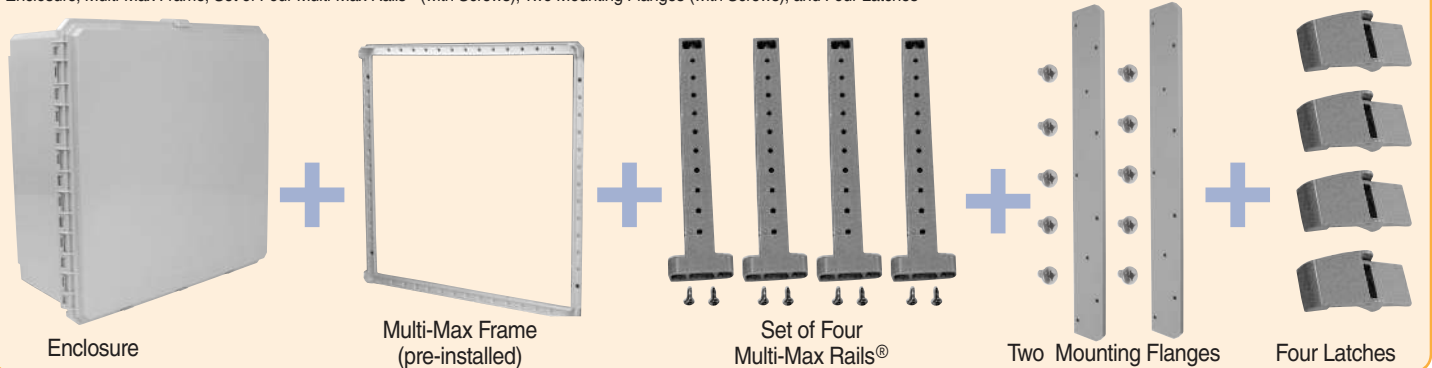
Flammable / UV Ratings Test Spec.	Unit	Genesis Line
Flame Rating - UL	UL 94	- 5VA
Outdoor UV Exposure	UL	- f1

242410 P/N	4X IP66	6P IP68	Hinged Cover	Opaque Cover	Clear Cover	Mounting Flange	Non-Metallic Locking Latch	Multi-Max Rail System®	3-Point Latch	1/4 Turn Latch
G242410	✓	✓	✓	✓		✓	✓	✓		
G242410C	✓	✓	✓		✓	✓	✓	✓		
G242410TPL	✓		✓	✓		✓		✓	✓	
G242410CTPL	✓		✓		✓	✓		✓	✓	
G242410QTL	✓		✓	✓		✓		✓		✓
G242410CQTL	✓		✓		✓	✓		✓		✓
G242410E	✓	✓	✓	✓		✓	✓			
G242410CE	✓	✓	✓		✓	✓	✓			

Part numbers containing -E exclude Multi-Max Frame and Multi-Max Rail System®

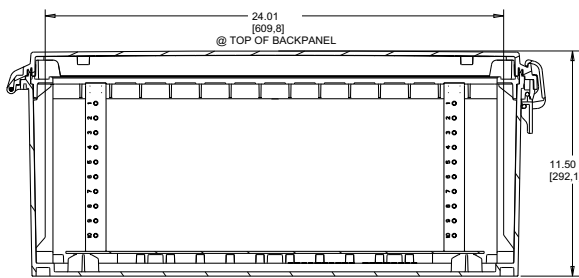
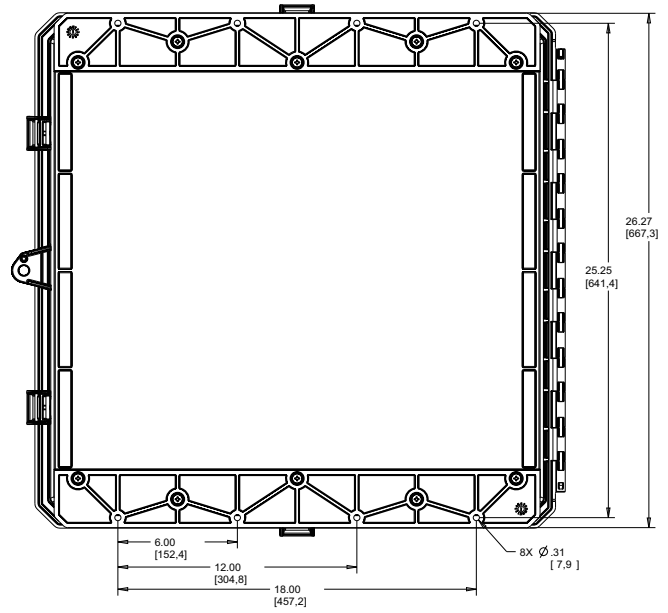
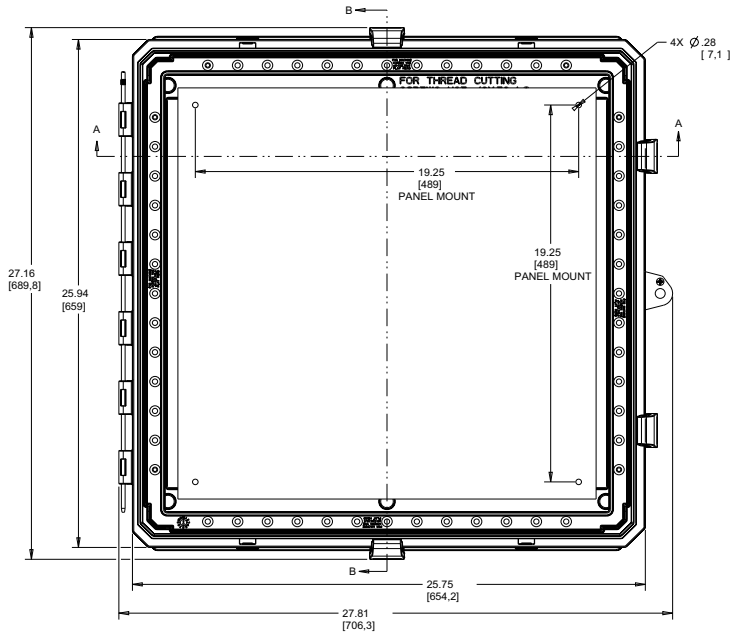
### G242410 includes the following

Enclosure, Multi-Max Frame, Set of Four Multi-Max Rails® (with Screws), Two Mounting Flanges (with Screws), and Four Latches

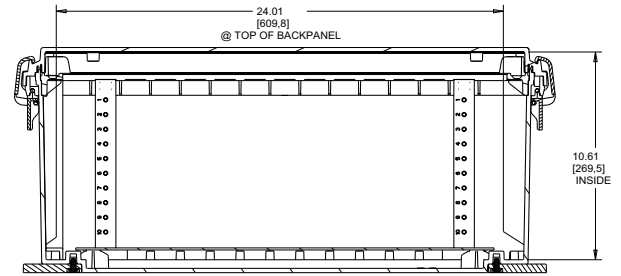




# 24X24X10 GENESIS LINE



SECTION A-A



SECTION B-B

Register online to download this drawing off the Integra website at [www.integraenclosures.com](http://www.integraenclosures.com) | Your company's logo or other information on the lid. Consult factory for details.

## Accessories for 24x24x10 Genesis (For complete accessories, see pages 82-83)




**Multi-Max Rails®**  
**KIT-GMMR10** - Four Multi-Max Rails® with screws included



**Panel Pads**  
**KIT-GPP** - Includes four panel pads and screws



**Pole Mounting Kits**  
**PMKG-224** - 2" pole  
**PMKG-324** - 3" pole  
**PMKG-424** - 4" pole  
**PMKG-1224** - 12" pole



**Door Stop Kit**  
**KIT-DOOR-STOP** - Door Stop Kit for Genesis Enclosures



**Self-Tapping Screws**  
**GSP10** - Self-tapping screws for bosses (10 per pack)




**Swing Out Panel System**  
**ABP2424 GSOPK** - Aluminum swing panel includes ABP24 and GSOPK24  
**SBP2424 GSOPK** - Steel swing panel includes SBP24 and GSOPK24  
**GSOPK24** - 24" hinge, panel pads and screws (panel not included)



**Back and Swing Panels**  
**ABP2424** - Aluminum panel  
**SBP2424** - Steel panel  
**PVCBP2424** - PVC panel



**Fan Shroud Kits**  
**FS-KIT-1** - One shroud with gasket and screws  
**FS-KIT-2** - Two shrouds with gasket and screws



**Multi-Max Frame**  
**GSR2424** - Multi-Max frame support ring