

ED-GW1302S



Highlight

- ◆ Mini PCIe form factor with SPI interfaces
- ◆ Powered by Semtech® SX1302 baseband processor
- ◆ Ultra-low operating temperature without additional heat dissipation needed
- ◆ High sensitivity with Semtech® SX1250 TX/RX front-end; TX power up to 25 dBm @3.3V
- ◆ Supports global license-free frequency band including EU868,CN470, US915, AS923, AU915, KR920 and IN865
- ◆ Certified with CE, FCC

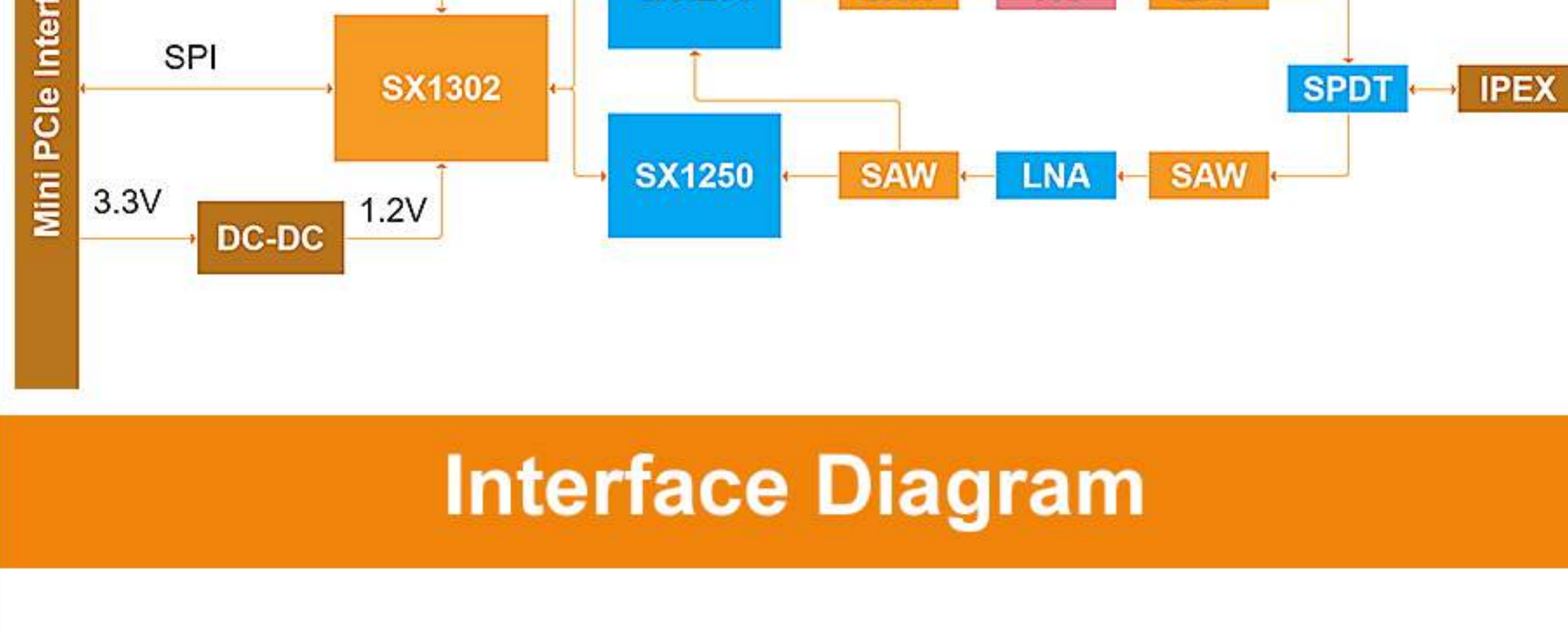
Introduction

ED-GW1302S module is a new generation of LoRaWAN gateway module in mini-PCIe form-factor with SPI interfaces based on Semtech® SX1302 and SX1250. It features extremely low power consumption, outstanding performance with CE, FCC certified.

ED-GW1302S LoRaWAN gateway module support both US915 and EU868 frequency bands, enable you to have a wide-range of LoRaWAN frequency plans options to choose including EU868, US915, AS923, AS920, AU915, KR920, and IN865.

ED-GW1302S is designed for M2M and IoT applications and can be widely applied in LPWAN gateway supported scenarios. It would be a perfect choice for you to significantly reduce the technical difficulties and time-consumption when developing the LoRa gateway devices, including LoRaWAN gateway, miner hotspots, etc.

Block Diagram



Interface Diagram



Pinout

RESERVED	1		2	VCC_3V3
NC	3		4	GND
NC	5		6	NC
NC	7		8	NC
GND	9		10	RESERVED
RESERVED	11		12	RESERVED
RESERVED	13		14	NC
GND	15		16	NC
NC	17		18	GND
PPS	19		20	NC
GND	21		22	NRESET
RESERVED	23		24	VCC_3V3
NC	25		26	GND
GND	27		28	NC
GND	29		30	NC
RESERVED	31		32	NC
NC	33		34	GND
GND	35		36	RESERVED
GND	37		38	RESERVED
VCC_3V3	39		40	GND
VCC_3V3	41		42	RX_ON
GND	43		44	TX_ON
SX_SCK	45		46	CFG_ON
SX_MISO	47		48	NC
SX_MOSI	49		50	GND
SX_CSN	51		52	VCC_3V3

Pinout Interfaces

Power Supply – This module must be supplied through the VCC_3V3 pins by a DC power

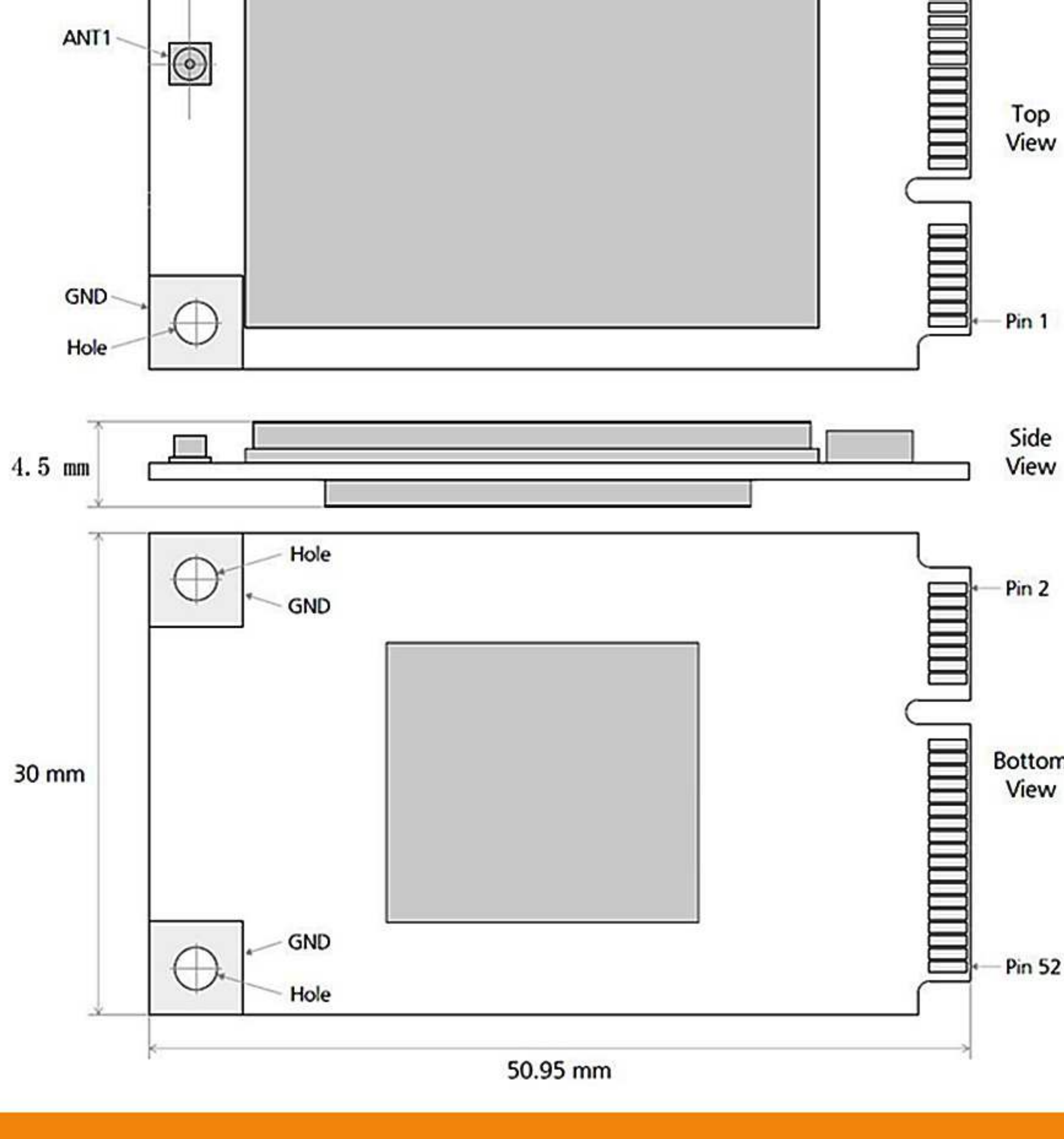
SPI Interfaces – It's SPI slave side and gives access to the configuration registers of SX1302

GPS-PPS – This module includes the GPS_PPS input for received packets time-stamped and Fine timestamp

RESET – It includes the RESET active-high input signal to reset the radio operations as specified by the SX1302 Specification

Antenna RF Interface – The module have one RF interface over a standard UFL connector, The RF port supports both Tx and Rx, providing the antenna interface

Dimension / Unit:mm



Environmental Requirements

Parameter	Min	Type	Max
Operating Temperature	-40° C	25° C	85° C

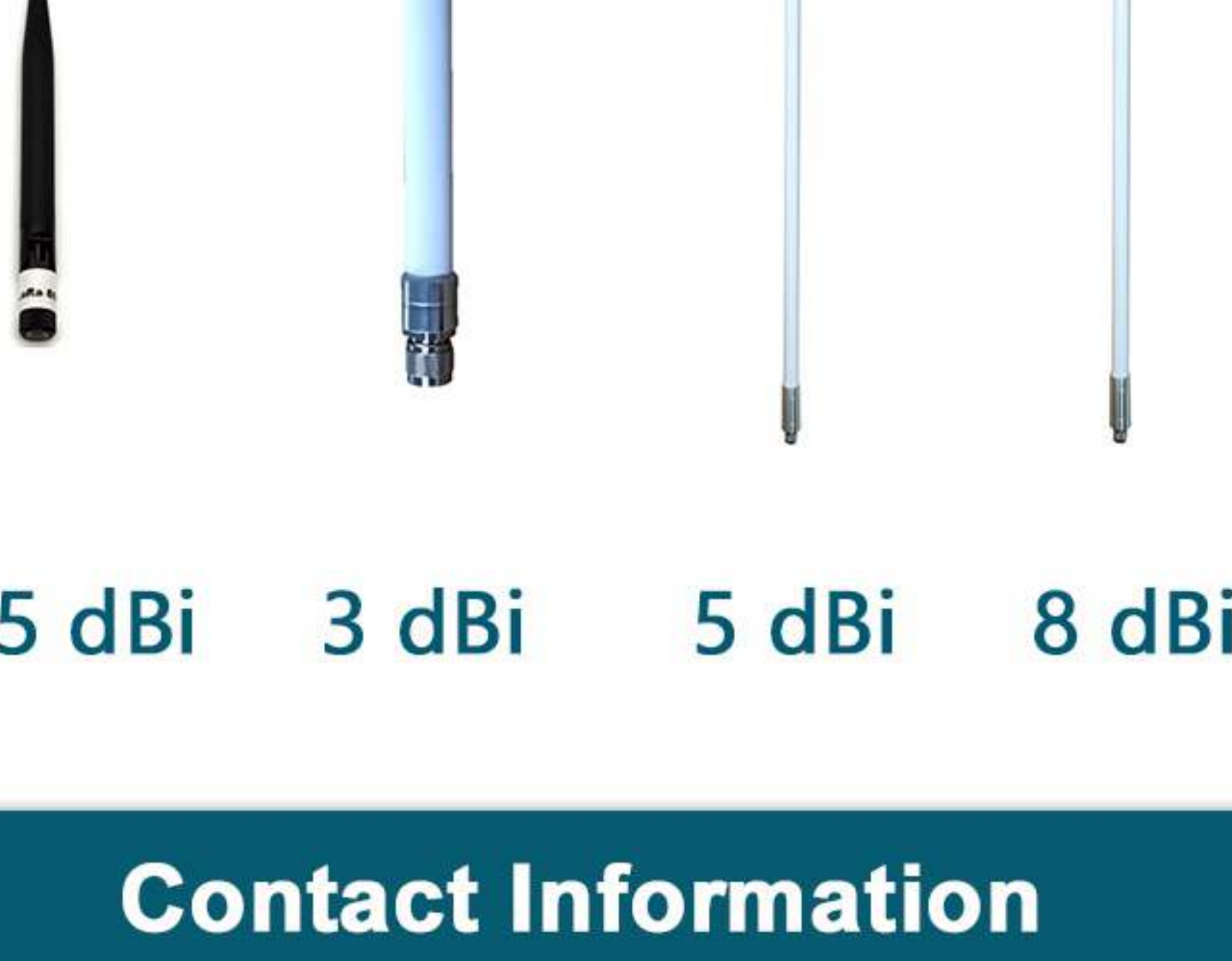
Supporting Frequencies

Region	Frequency(MHz)
Europe	EU868
North America	US915
Asia	AS923
Australia	AU915
Korea	KR920
India	IN865

Ordering Code

Code	Product Description
ED-GW1302S-915M	US915
ED-GW1302S-868M	EU868

Optional Antenna



Contact Information

If you have any technical problems, please contact:

Support:support@edatec.cn

Business related, such as Quotation, Product Customization, please contact:

Sales:sales@edatec.cn

Web:www.edatec.cn

Tel / Mobile / Fax:+86 - 18621560183

