

4

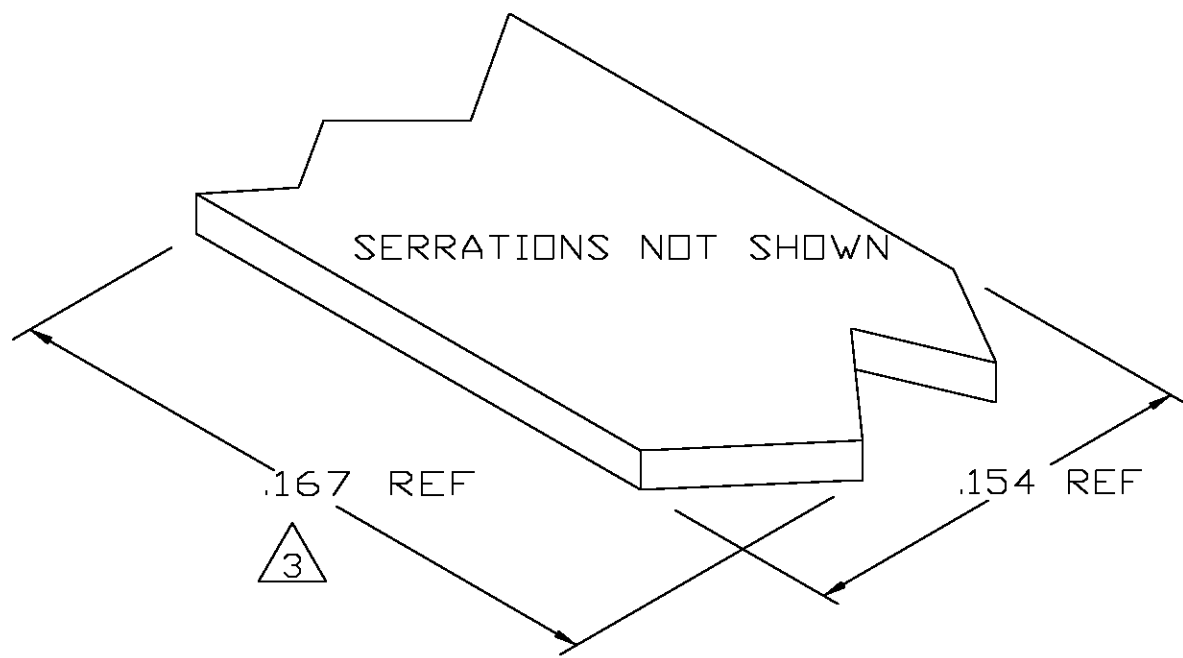
3

2

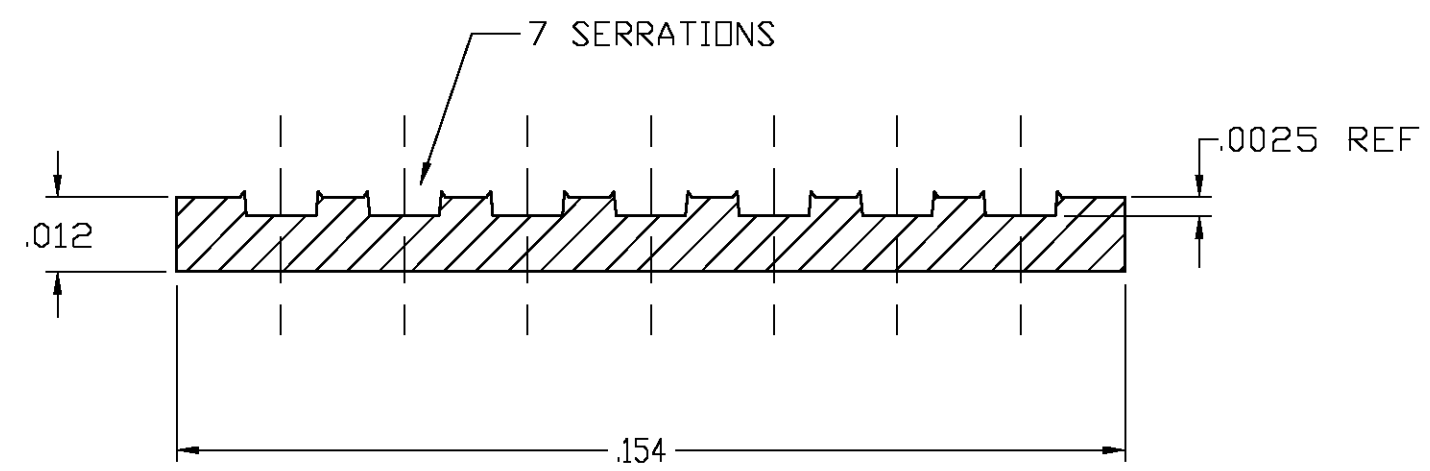
1

THIS DRAWING IS UNPUBLISHED. RELEASED FOR PUBLICATION  
 © COPYRIGHT BY TYCO ELECTRONICS CORPORATION. ALL RIGHTS RESERVED.

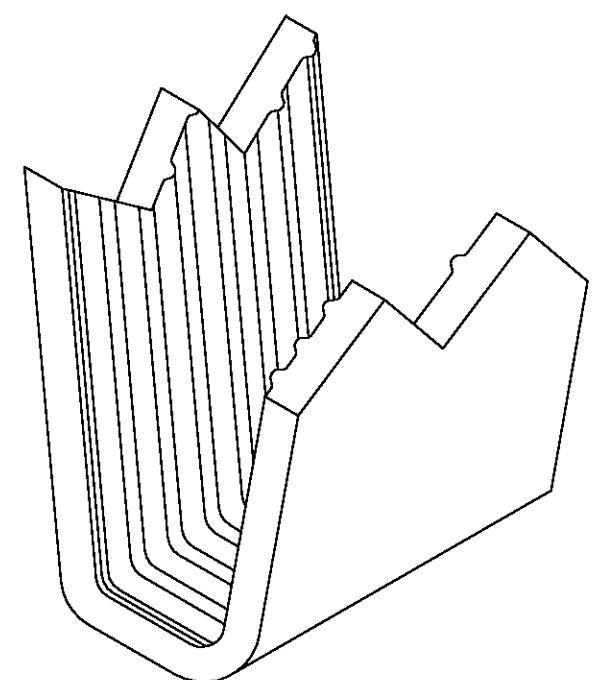
LOC	DIST	REVISIONS					
		P	LTR	DESCRIPTION	DATE	DWN	APVD
AF	50		0	TRANSFERED TO TYCO FORMAT	31MAR03	MF	EH



- 1 CRIMPBAND MATERIAL PROVIDED IN CONTINUOUS STRIP.
  - 2 REFERENCE DESCRIPTIVE PART NUMBER P0326R12BUF.
- 3 BLANK LENGTH DETERMINED BY 032 TOOLSET.



TYP. CROSS SECTION



PARTIAL FORMED VIEW (REF)  
FORMED BY APPLICATION TOOLING

1601800-1  
PART NUMBER

THIS DRAWING IS A CONTROLLED DOCUMENT.		DWN MICHAEL S. FEHER 31MAR2003	Tyco Electronics Corporation Harrisburg, PA 17105-3608	
DIMENSIONS: INCHES		CHK EDWARD HOWARD 31MAR2003	NAME -	
TOLERANCES UNLESS OTHERWISE SPECIFIED:		APVD EDWARD HOWARD 31MAR2003	PRODUCT SPEC -	
0 PLC ± -		APPLICATION SPEC -		
1 PLC ± -		SIZE A3		
2 PLC ± -		CAGE CODE 00779		
3 PLC ± .005		DRAWING NO 1601800		
4 PLC ± -		RESTRICTED TO -		
ANGLES ± -		SCALE 1:1		
FINISH		SHEET 1 OF 1		
MATERIAL UNS C26000 BRASS		REV 0		
NONE		CUSTOMER DRAWING		