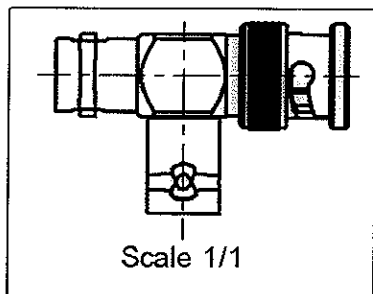
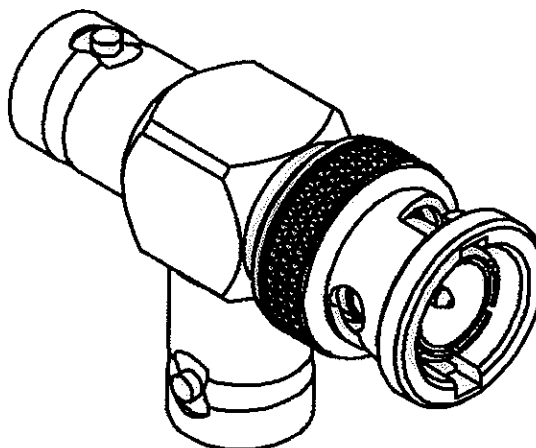
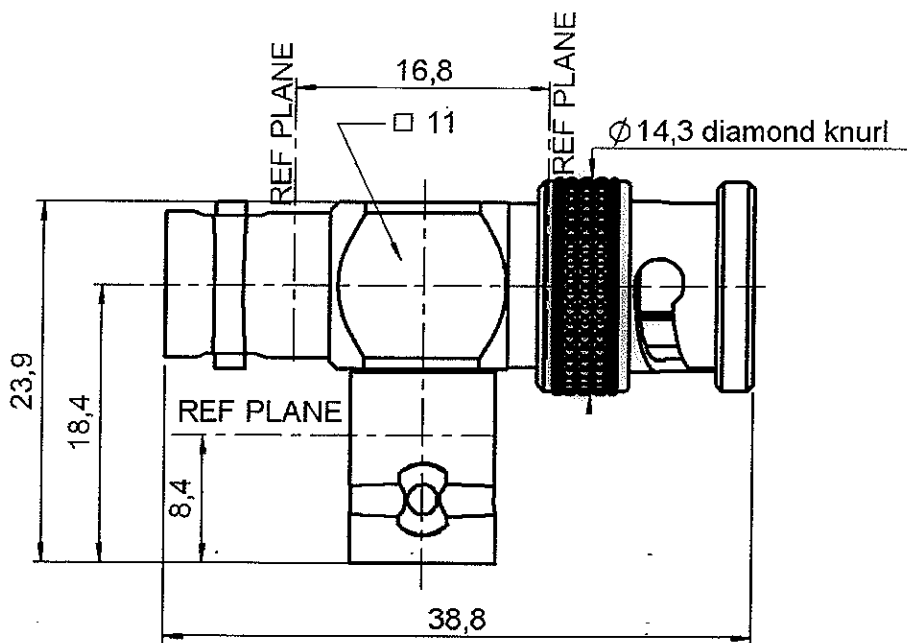


TE MALE-FEMALE/FEMALE ADAPTOR

R142.789.000

Series : **BNC 75**



All dimensions are in mm.

COMPONENTS	MATERIALS	PLATING
BODY	BRASS	NICKEL 2 μm
CENTRE CONTACT	BERYLLIUM COPPER, BRASS	GOLD 0.5 OVER NICKEL 2 μm
OUTER CONTACT	-	- μm
INSULATOR	PTFE	
GASKET	SILICONE RUBBER	
OTHERS PARTS	BRASS	NICKEL 2 μm
-	-	-
-	-	-



Edition : 9905 E

Design changes may be in order to improve the product.

TE MALE-FEMALE/FEMALE ADAPTOR

R142.789.000

Series : **BNC 75**

ELECTRICAL CHARACTERISTICS

Impedance		75 Ω
Frequency		0-1.5 GHz
VSWR	NA +	0.000 x F(GHz) Maxi
Insertion loss		0.175 √F(GHz) dB Maxi
RF leakage	- (57 - F(GHz)) dB mini
Voltage rating		500 Veff Maxi
Dielectric withstanding voltage		1500 Veff mini
Insulation resistance		5000 MΩ mini

SPECIFICATION

ENVIRONMENTAL

Operating temperature	-65/+165 °C
Hermetic seal	NA Atm.cm3/s
Leakage – pressurised only	NA Mpa

OTHERS CHARACTERISTICS

Assembly instruction NA

Others :

MECHANICAL CHARACTERISTICS

Centre contact retention		
Axial force – Mating end		18 N mini
Axial force – Opposite end		18 N mini
Torque		2.8 N.cm mini
Recommended torque		
Mating		NA N.cm
Panel nut		NA N.cm
Mating life		500 Cycles mini
Weight		0.000 g



RADIALL®

Edition : 9905 E

Design changes may be in order to improve the product.