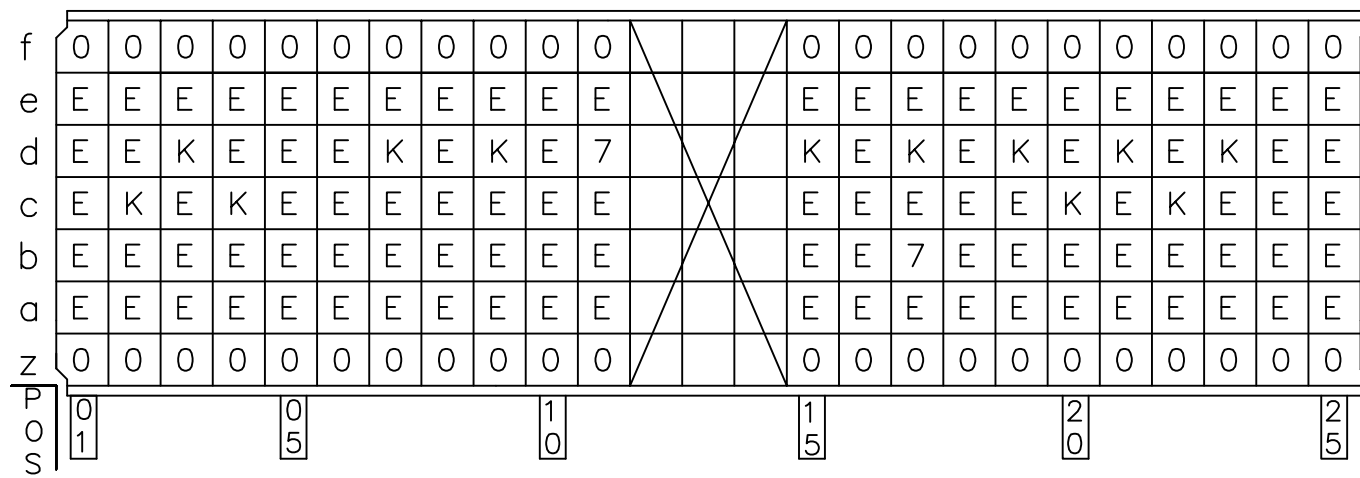
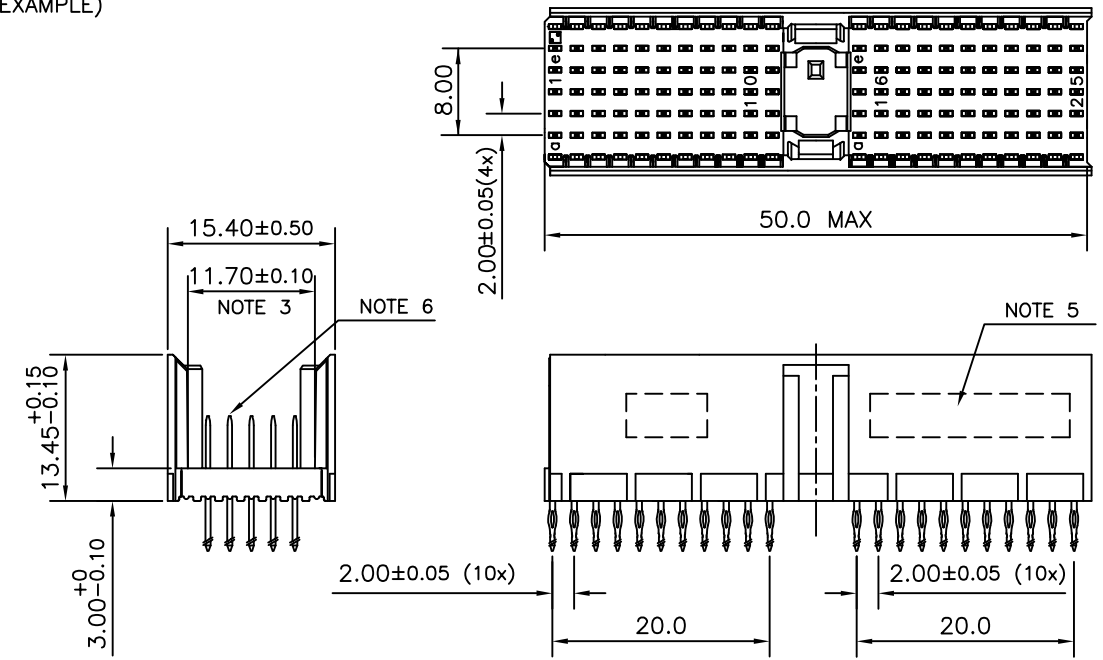


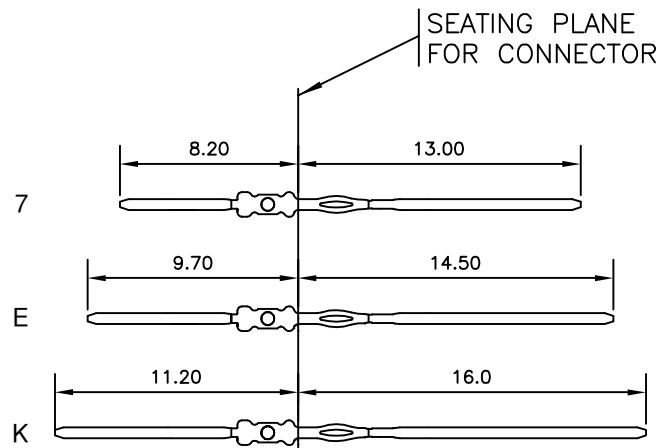
LOADING PATTERN MATING SIDE



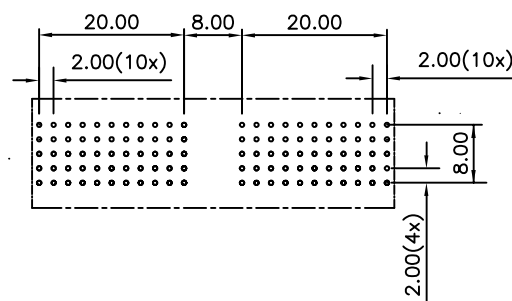
LOADED CONNECTOR ASSEMBLY (FOR EXAMPLE)



CONTACT OVERVIEW



LAY-OUT P.C.B.-HOLE



LEAD FREE INDICATOR : LF = LEAD FREE (DIGIT 15 & 16)

HM2P40PNF280

PLATING CODE (DIGIT 13 AND 14) (REF DRW NO. BS,C , 201844 , 003)

NOTES

- THIS PRODUCT IS UL RECOGNIZED.
- MEASURED AT THE BOTTOM.
- MATERIAL CONTACT: PHOSPHORBRONZE
HOUSING: CREAM WHITE GLASS FILLED POLYESTER UL-94V0
- CONNECTOR PRINTED WITH P/N AND DATE CODE.
- FOR ACTUAL CONTACT LOADINGS, SEE LOADING PATTERN MATING SIDE.
- SHAPE OF CONNECTOR HOUSING CAN ALTER DEPENDING ON PRODUCTION LOCATION
- THE PRODUCT (LF) MEETS EUROPEAN UNION DIRECTIVES AND OTHER COUNTRY REGULATIONS AS DESCRIBED IN GS-22-008
- FOR RECOMMENDED PTH DIMENSIONS REFER DRAWING : BS, A , 201572 , 001

CATALOG NO: HM2P40PNF280- - -

mat'l. code SEE NOTE 4		surface ISO 1302 ✓		tolerance ISO 406 ISO 1101		projection MM		product family MILLIPACS		
ltr	ecn no	dr	date	tolerances unless otherwise specified		MM		title		
A	106-0004	MINI	2006-01-19	angles	linear	MM		MPACS 5+2R STR HDR PF CONN TYPE A NO PEG		
B	106-0141	MINI	2006-08-08	0°±1°		scale -				
		dr	MINI K VANDANATH	2006-01-19			dwg no		sheet 1 of 1	
		enr	BIJU K PAUL	2006-01-19			size		5	
		chr	BIJU K PAUL	2006-08-08			BS, C ,203028, 670		A3	
		appd	BIJU K PAUL	2006-08-08			type		Product Customer Drawing	
sheet index	revision sheet	B	1							D