

VS-M12MS-8CON-RJ45-940/1,0

Order No.: 1658765

<http://eshop.phoenixcontact.de/phoenix/treeViewClick.do?UID=1658765>

Assembled Ethernet cable, CAT 5e, shielded, 4-pair, AWG 26 stranded (7-wire), RAL 5021 (water blue), M12 8-pos. A-coded on RJ45 plug, length: 1 m

Ethernet**Commercial data**

GTIN (EAN)	 4 046356 163064
Note	Made-to-order
sales group	D512
Pack	1 pcs.
Customs tariff	85444290
Catalog page information	Page 183 (PC-2007)

Product notes

WEEE/RoHS-compliant since:
01/31/2007



<http://www.download.phoenixcontact.com>
Please note that the data given here has been taken from the online catalog. For comprehensive information and data, please refer to the user documentation. The General Terms and Conditions of Use apply to Internet downloads.

Technical data**Mechanical characteristics**

Number of positions	8
Shielded	Yes
Insertion/withdrawal cycles	≥ 100
Cable diameter	6.70 mm

Cable structure	4x2xAWG26/7; S-FTP
Smallest bending radius, fixed installation	min. 33.5 mm
Smallest bending radius, movable installation	min. 33.5 mm
Length of cable	1 m
Ambient temperature (operation)	-40 °C ... 70 °C (cable, fixed installation)
	-10 °C ... 50 °C (cable, flexible installation)
	(Male connector / female connector)

Material data

Housing material	TPU/PA
Outer sheath, material	PUR
External sheath, color	water blue RAL 5021
Degree of protection	IP67/IP20

Electrical characteristics

Rated voltage (III/3)	30 V
Transmission characteristics (category)	CAT5 (IEC 11801:2002), CAT5e (TIA 568B:2001)

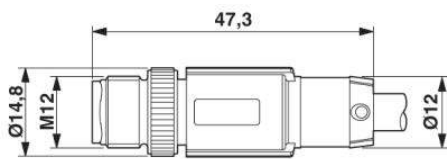
Line characteristics

Cable type	Ethernet
Cable structure	4x2xAWG26/7; S-FTP
Conductor cross section	0.14 mm ²
AWG signal line	26
Conductor structure signal line	7x 0.16 mm
Core diameter including insulation	1 mm
External cable diameter	6.40 mm
	6.4 mm
Wire colors	White-blue, white-orange, white-green, white-brown
External sheath, color	water blue RAL 5021
Insulation resistance	≥ 5 GΩ*km
Conductor resistance	≤ 150 mΩ/m
Transmission characteristics (category)	CAT6 _A
Working capacitance	42 pF
Wave impedance	100 Ω ±5% (At 100 MHz)
Signal speed	0.72 c
Signal runtime	46 ns/m
Shield attenuation	60 dB (Up to 1000 MHz)

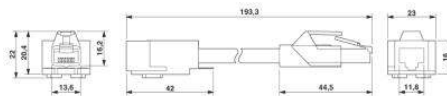
Interference suppression	90 dB (Up to 1000 MHz)
Nominal voltage, conductor	125 V
Test voltage, conductor	1000 V
Twisted pairs	2 cores to the pair
Type of pair shielding	Aluminum-lined polyester foil
Overall twist	2 cores with 2 fillers to the core
Shielding	Tinned copper braided shield
Optical shield covering	65 %
Outer sheath, material	PUR
Material conductor insulation	Cell PE
Conductor material	Bare Cu litz wires
Cable weight	44 kg/km
Smallest bending radius, fixed installation	min. 32 mm
Smallest bending radius, movable installation	min. 32 mm

Diagrams/Drawings

Dimensioned drawing

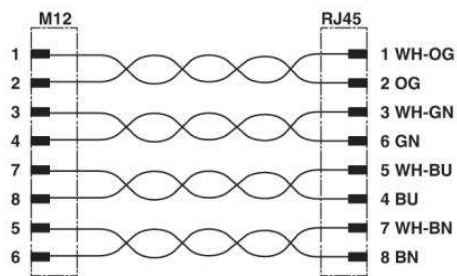


M12 x 1 male connector, straight, shielded

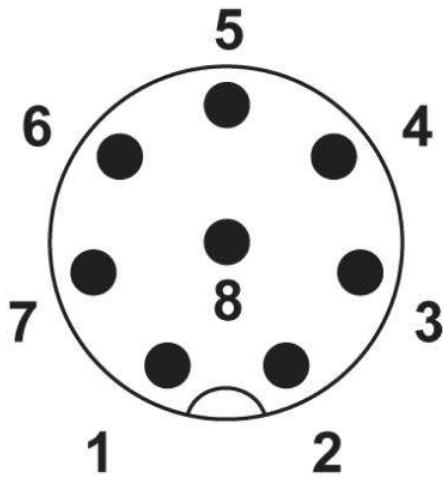


RJ45 plug connector, IP20

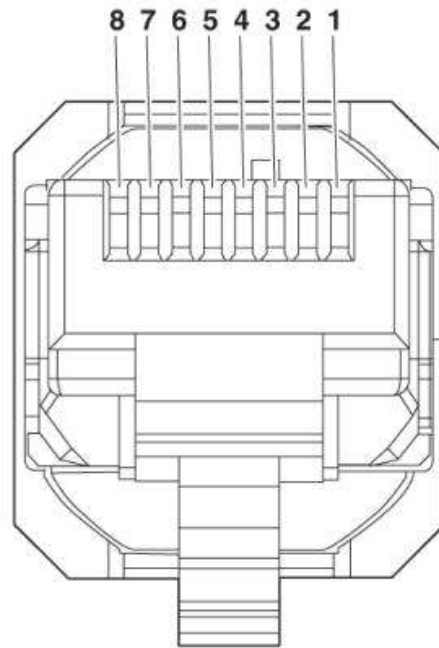
Circuit diagram



Schematic diagram



Pin assignment M12 plug, 8-pos., view plug side



Connector pin assignment plug RJ45

Address

PHOENIX CONTACT Deutschland GmbH
Flachmarktstr. 8
32825 Blomberg, Germany
Phone +49 5235 3 12000
Fax +49 5235 3 41200
<http://www.phoenixcontact.de>



© 2011 Phoenix Contact
Technical modifications reserved;