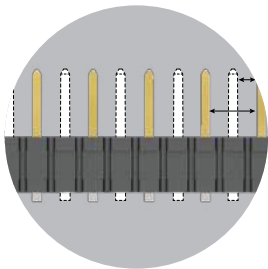


## HIGH-POWER SYSTEMS


**20-60 A**  
per blade

### FEATURES & BENEFITS


- Current Rating: 23 A - 58.7 A per power blade
- 3.81 mm, 5.00 mm and 6.35 mm pitch
- Dual blade contact system
- Power only or power/signal combinations available
- Right-angle and vertical orientations
- Rugged screw down and locking clip options
- Discrete wire cable assembly with 10-16 AWG wire
- "Hinged" for unique mating in any orientation from 0° to 90° and space confined applications



Selectively loading contacts achieves customer specific creepage and clearance requirements.



Hermaphroditic options available ([samtec.com?MPPT](http://samtec.com?MPPT))



Hinging options available ([samtec.com?FMPT](http://samtec.com?FMPT) [samtec.com?FMPS](http://samtec.com?FMPS))

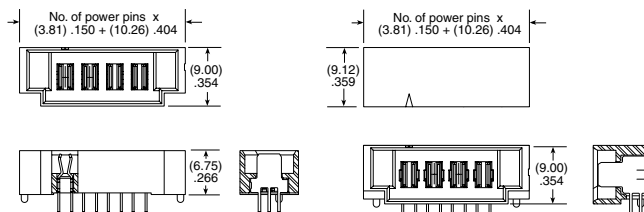
### KEY SPECIFICATIONS

SERIES	PET/PES	PETC/PESC	MPT/MPS	MPTC/MPSC	UPT/UPS	FMPT/FMPS	UPPT	MPPT
PITCH	(6.35 mm) .250"	(6.35 mm) .250" (pwr) (2.54 mm) .100" (sig)	(5.00 mm) .1969"	(5.00 mm) .197" (pwr) (2.00 mm) .079" (sig)	(3.81 mm) .150"	(5.00 mm) .1969"	(3.81 mm) .150"	(5.00 mm) .1969"
CCC (1 PIN)*	58.7 A	31.4 A	28.8 A	28.8 A	23 A	26.7 A	21.4 A	23.3 A
CCC (2 PINS)*	48.5 A	28.0 A	24.7 A	24.7 A	18.6 A	22.9 A	19.8 A	20.5 A
CCC (3 PINS)*	41.1 A	24.4 A	24.1 A	24.1 A	17.5 A	19.1 A	17.1 A	19.4 A
CREEPAGE	(3.66 mm) .144"	(3.66 mm) .144"	(2.86 mm) .113"	(2.86 mm) .113"	(5.5 mm) .217"	(6.53 mm) .257"	(1.91 mm) .075"	(2.95 mm) .116"
CLEARANCE	(3.31 mm) .130"	(3.31 mm) .130"	(2.71 mm) .106"	(2.71 mm) .106"	(1.51 mm) .059"	(2.71 mm) .106"	(1.51 mm) .059"	(2.71 mm) .106"
VAC	725 VAC	Signal: 450 VAC Power: 650 VAC	575 VAC	250 VAC	438 VAC	525 VAC	425 VAC	600 VAC
VDC	1025 VDC	Signal: 636 VDC Power: 919 VDC	812 VDC	354 VDC	620 VDC	742 VDC	600 VDC	848 VDC
CYCLES	100	100	100	100	25	100	100	100

**(3.81 mm) .150" PITCH • 20 A DUAL BLADE/LEAF POWER SYSTEMS**

SERIES	POWER PINS	LEAD STYLE	TAIL LENGTH	PLATING OPTION	TAIL	OTHER OPTION
UPT Terminal	-02	-01 = RA only	-01 = Use with (1.60 mm) .062" Thick PCB (-V & -RA only)	-L = 10 μ" (0.25 μm) Gold on contact, Matte Tin on tail	-V = Vertical (Not available with -T plating)	-LC = Locking Clip (Manual placement required) Not available with -PV option
	-04	-03.0 = (03.0 mm) .118" (UPT-V & UPT-PV only)	-03 = Use with (1.60 mm) .062" Thick PCB (-PV only)	-T = Matte Tin (-RA & -PV options only)	-RA = Right-angle	
UPS Socket	-06	-04.0 = (04.0 mm) .157" (UPS-V & UPS-PV only)			-PV = Press-fit, Vertical	
	-08	-07.0 = (07.0 mm) .276" (UPS-V & UPS-PV only)				

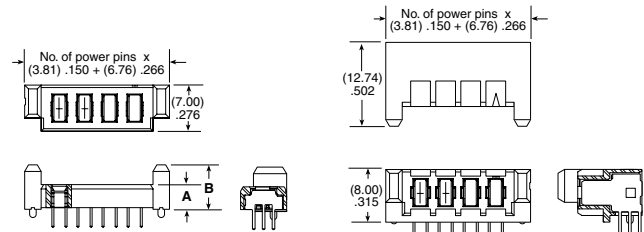
**UPT**  
Board Mates:  
UPS



MATED HEIGHT*	
UPS LEAD STYLE	UPT LEAD STYLE
	-03.0
-04.0	(7.00) .276
-07.0	(10.00) .394

\*Processing conditions will affect mated height.

**UPS**  
Board Mates:  
UPT



LEAD STYLE	A	B
-04.0	(3.75) .148	(6.75) .266
-07.0	(6.75) .266	(9.75) .384

View complete specifications at: [samtec.com?UPT](http://samtec.com?UPT) & [samtec.com?UPS](http://samtec.com?UPS)

SERIES	NO. OF POSITIONS	01	TAIL LENGTH	PLATING OPTION	RA	SD	"X"R
--------	------------------	----	-------------	----------------	----	----	------

**UPPT**  
Hermaphroditic

-02, -04, -06, -08

-01  
= (1.60 mm) .062"  
Thick PCB

-L  
= 10 μ" (0.25 μm)  
Gold on contact,  
Matte Tin on tail

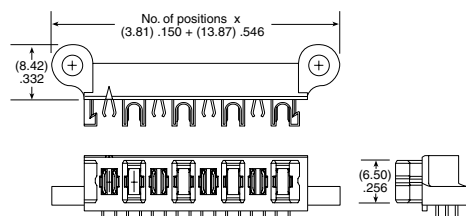
-T  
= Matte Tin

Leave blank for tube packaging

-TR  
= Tape & Reel

-FR  
= Full Reel  
Tape & Reel  
(must order max. quantity per reel; contact Samtec for quantity breaks)

**UPPT**  
Board Mates:  
UPPT



View complete specifications at: [samtec.com?UPPT](http://samtec.com?UPPT)

**Note:**  
Some lengths, styles and options are non-standard, non-returnable