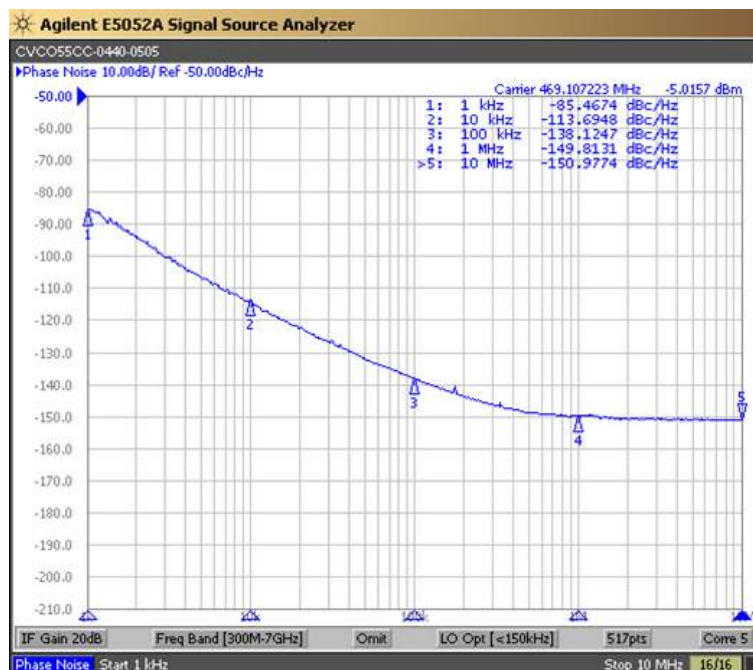
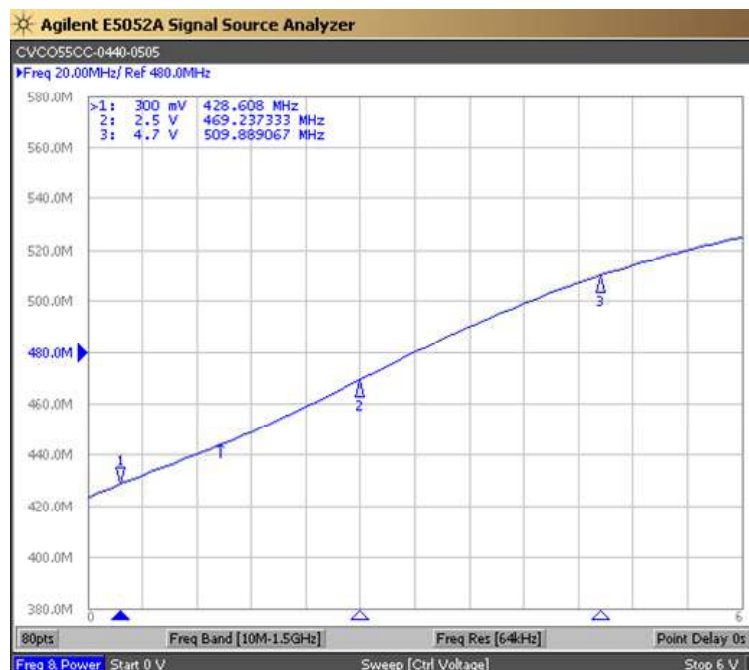


PERFORMANCE SPECIFICATION	MIN	TYP	MAX	UNITS
Lower Frequency:			440	MHz
Upper Frequency:	505			MHz
Tuning Voltage:	0.3		4.7	VDC
Supply Voltage:	4.75	5.0	5.25	VDC
Output Power:	-7.0	-5.0	-3.0	dBm
Supply Current:		40		mA
Harmonic Suppression (2 nd Harmonic):		-10	-6	dBc
Pushing:		0.2		MHz/V
Pulling, all Phases:		0.2		MHz pk-pk
Tuning Sensitivity:		16.5		MHz/V
Phase Noise @ 10kHz offset:		-114		dBc/Hz
Phase Noise @ 100kHz offset:		-135		dBc/Hz
Load Impedance:		50		Ω
Input Capacitance:			47	pF
Operating Temperature Range:	-30		+70	°C
Storage Temperature Range:	-45		+90	°C

Phase Noise (1 Hz BW, Typical)




Tuning Curve (Typical)



Product Control:

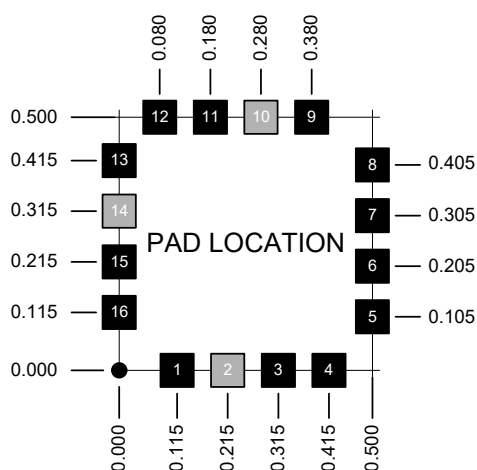
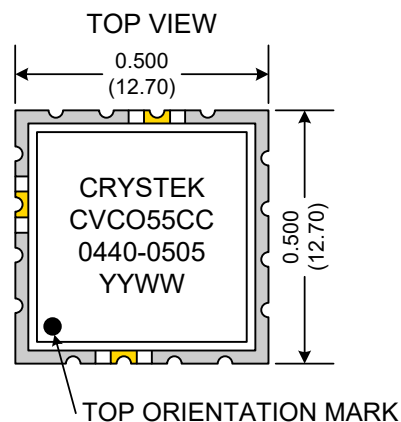
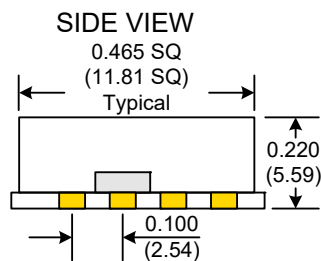
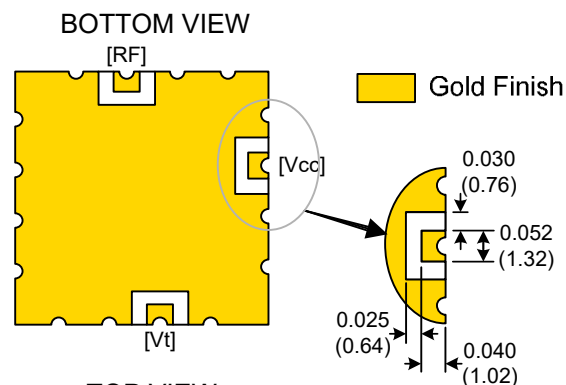
Crystek Part Number:	CVCO55CC-0440-0505	Release Date:	17-Dec-2018
Revision Level:	F	Responsible:	C. Vales





CRYSTEK
MICROWAVE
A DIVISION OF CRYSTEK CORPORATION

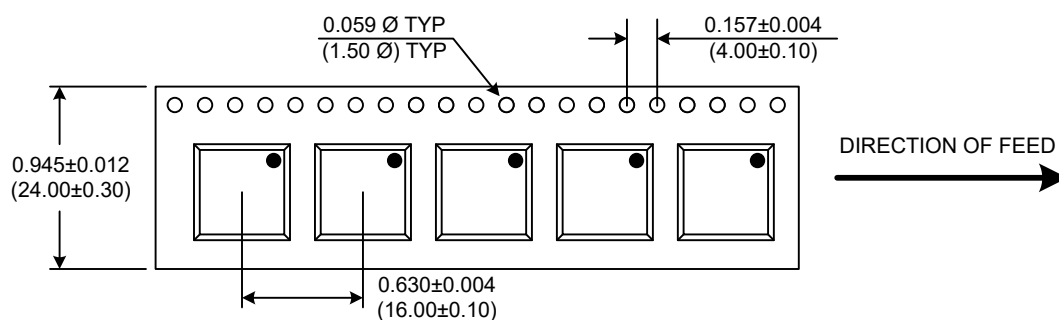
Coaxial Resonator Oscillator-CRO CVCO55CC-0440-0505



Pad	Connection
2	Vt
10	RF-OUTPUT
14	Vcc
Others	GROUND

- Unless otherwise specified, Dimensions are in: $\frac{IN}{(mm)}$
- Pad Location Dimensions are in: Inches

TAPE AND REEL



Drawing not to scale

Product Control:

Crystek Part Number:	CVCO55CC-0440-0505	Release Date:	17-Dec-2018
Revision Level:	F	Responsible:	C. Vales

Specification is subject to change without notice

Page 2 of 2



CRYSTEK
CORPORATION

12730 COMMONWEALTH DRIVE • FORT MYERS, FLORIDA 33913
PHONE: 239-561-3311 • 800-237-3061
FAX: 239-561-1025 • WWW.CRYSTEK.COM