

# PSR-PC52-1NO-1NC-24DC-SC - Coupling relay



1017062

<https://www.phoenixcontact.com/us/products/1017062>

Please be informed that the data shown in this PDF document is generated from our online catalog. Please find the complete data in the user documentation. Our general terms of use for downloads are valid.



Coupling relay for electrical isolation and power adaptation for SIL 3 F&G applications, low demand, load diagnostics in the Off and On state for wire break and short circuit, 1 enabling current path, test pulse filter, plug-in screw terminal block, width: 17.5 mm

## Your advantages

- Earth leakage monitoring
- Suitable for low-demand applications up to SIL 3 in accordance with IEC 61508, IEC 61511, and EN 50156
- Configurable Off and On state diagnostics
- Active error acknowledgment via A1 at DO
- Integrated DCS test pulse filter
- 1 enabling current path, 1 signaling current path

## Commercial data

Item number	1017062
Packing unit	1 pc
Minimum order quantity	1 pc
Sales key	DN01
Product key	DNA182
Catalog page	Page 253 (C-6-2019)
GTIN	4055626499444
Weight per piece (including packing)	252.2 g
Weight per piece (excluding packing)	251.5 g
Customs tariff number	85364190
Country of origin	DE

# PSR-PC52-1NO-1NC-24DC-SC - Coupling relay



1017062

<https://www.phoenixcontact.com/us/products/1017062>

## Technical data

### Notes

#### Utilization restriction

EMC note	EMC: class A product, see manufacturer's declaration in the download area
----------	---

#### Utilization restriction

CCCex note	Use in potentially explosive areas is not permitted in China.
------------	---

### Product properties

Product type	Coupling relay
Product family	PSRmini
Application	Safe switch on
	Low demand
	Ex
Relay type	Electromechanical relay

#### Times

Typ. starting time with $U_S$	typ. 100 ms (when controlled via A1-A2)
Typical release time	typ. 30 ms (when controlled via A1-A2)
Recovery time	1 s (when controlled via A1-A2)

### Electrical properties

Maximum power dissipation for nominal condition	3.8 W (at $U_B = 26.4$ V DC, $U_{BD} = 26.4$ V DC, $I_L = 3$ A)
Nominal operating mode	100% operating factor

#### Air clearances and creepage distances between the power circuits

Rated insulation voltage	250 V AC
Rated surge voltage/insulation	Basic insulation 4 kV between all current paths and housing
	Safe isolation, 6 kV reinforced insulation from (A1/A2, 24V/0V, 21/22, and TP1/TP2/TP3) to the enabling current path (L, L', LO, LO', NI, NI', N,N')

#### Supply

Designation	A1/A2
Rated control circuit supply voltage $U_S$	20.4 V DC ... 26.4 V DC
Rated control circuit supply voltage $U_S$	24 V DC -15 % / +10 %
Rated control supply current $I_S$	typ. 75 mA
Power consumption at $U_S$	typ. 2 W (at $U_S/U_D$ ; On state)
Inrush current	max. 100 mA
Filter time	2 ms (at A1-A2 in the event of voltage dips at $U_S$ )
	max. 2 ms (at A1-A2; low test pulse width)
	$\geq 100$ ms (at A1-A2; low test pulse rate)
	max. 17 ms (at A1-A2; high test pulse width)
	$\geq 800$ ms (at A1-A2; high test pulse rate)

# PSR-PC52-1NO-1NC-24DC-SC - Coupling relay



1017062

<https://www.phoenixcontact.com/us/products/1017062>

Protective circuit	Surge protection; 36 V suppressor diode
	Reverse polarity protection
Supply	
Designation	24V/0V
Diagnostic supply voltage $U_D$	24 V DC -20 % / +25 %
Input current at $U_D$	35 mA (at $U_D = 24$ V)
	45 mA (at $U_D = 19$ V)
	25 mA (at $U_D = 30$ V)
Inrush current at $U_D$	1.5 A ( $\Delta t < 10$ $\mu$ s)
Power consumption at $U_D$	typ. 0.9 W (at $U_D$ ; Off state)
Protective circuit	Surge protection; 33 V suppressor diode
	Reverse polarity protection

## Input data

Digital: Test points for proof test (T1, T2, T3)

Number of inputs	3
Inrush current	typ. 200 mA
Protective circuit	Surge protection; 36 V suppressor diode
Current consumption	typ. 20 mA (Input TP1)
	typ. 20 mA (Input TP2)
	typ. 30 mA (Input TP3)

## Output data

Relay: Enabling current path (L-LO-NI-N / L'-LO'-NI'-N')

Output description	safety-related N/O contacts
Number of outputs	1 (undelayed)
Contact switching type	1 enabling current path
Contact material	AgNi, gold-flashed, Ag alloy
Switching voltage	min. 16 V AC/DC
	max. 250 V AC
	max. 125 V DC
Switching capacity	min. 1 W
Inrush current	min. 50 mA
	max. 5 A ( $\Delta t \leq 1$ s)
Limiting continuous current	3 A (Observe derating, load type, and on-load voltage)
Sq. Total current	9 A <sup>2</sup> (observe derating)
Switching frequency	max. 0.5 Hz
Diagnostic threshold	7 $\Omega$ ... 20 k $\Omega$ (configurable)
Mechanical service life	approx. 5x 10 <sup>7</sup> cycles

Relay: Signaling current path (21/22)

Output description	non-safety-related N/C contact
Number of outputs	1 (without delay, floating)

# PSR-PC52-1NO-1NC-24DC-SC - Coupling relay



1017062

<https://www.phoenixcontact.com/us/products/1017062>

Contact switching type	1 signaling current path
Switching current	max. 100 mA
Inrush current	≤ 800 mA ( $\Delta t \leq 100$ ms)
Short-circuit protection	no

## Connection data

### Connection technology

pluggable	yes
-----------	-----

### Conductor connection

Connection method	Screw connection
Conductor cross section rigid	0.2 mm <sup>2</sup> ... 2.5 mm <sup>2</sup>
Conductor cross section flexible	0.2 mm <sup>2</sup> ... 2.5 mm <sup>2</sup>
Conductor cross-section AWG	24 ... 12
Stripping length	7 mm
Screw thread	M3

## Signaling

Status display	1 x yellow LED, 1 x green LED, 1 x red LED
----------------	--

## Dimensions

Width	17.5 mm
Height	112.2 mm
Depth	114.5 mm

## Material specifications

Housing material	Polyamide
------------------	-----------

## Characteristics

Safety data: EN 50156-2

Safety Integrity Level (SIL)	3 (Reference IEC 61508)
------------------------------	-------------------------

Safety data: IEC 61508 - Low demand

Safety Integrity Level (SIL)	3
------------------------------	---

## Environmental and real-life conditions

### Ambient conditions

Degree of protection	IP20
Min. degree of protection of inst. location	IP54
Ambient temperature (operation)	-25 °C ... 60 °C (observe derating)
Ambient temperature (storage/transport)	-40 °C ... 65 °C
Maximum altitude	≤ 2000 m (Above sea level)
Max. permissible humidity (storage/transport)	75 % (on average, 85% infrequently, non-condensing)
Max. permissible relative humidity (operation)	75 % (on average, 85% infrequently, non-condensing)

# PSR-PC52-1NO-1NC-24DC-SC - Coupling relay



1017062

<https://www.phoenixcontact.com/us/products/1017062>

Shock	15g, 11 ms
Vibration (operation)	10 Hz ... 150 Hz, 2g
Air pressure (operation)	79 kPa ... 106 kPa
Air pressure (storage/transport)	79 kPa ... 106 kPa

## Approvals

### ATEX

Identification	Ⓔ II 3G Ex ec nC IIC T4 Gc
Certificate	DEMKO 19 ATEX 2240X

### IECEX

Identification	Ex ec nC IIC T4 Gc
Certificate	IECEX ULD 19.0023X

### UL, USA/Canada

Identification	cULus
Certificate	E140324

### UL Ex, USA / Canada

Identification	Class I, Zone 2, AEx ec nC IIC T4 / Ex ec nC IIC Gc T4 X Class I, Div. 2, Groups A, B, C, D, T4
Certificate	E360692

### CE

Identification	CE-compliant
----------------	--------------

### Environmental simulation test

Identification	G3
Certificate	ISA-S71.04

### CCC / China-Ex

Identification	Ex ec nC IIC T4 Gc
Certificate	2022122304115696

## Standards and regulations

### Air clearances and creepage distances between the power circuits

Standards/regulations	IEC 60664-1
-----------------------	-------------

## Mounting

Mounting type	DIN rail mounting
Assembly instructions	See derating curve
Mounting position	vertical or horizontal
Connection method	Screw connection

# PSR-PC52-1NO-1NC-24DC-SC - Coupling relay

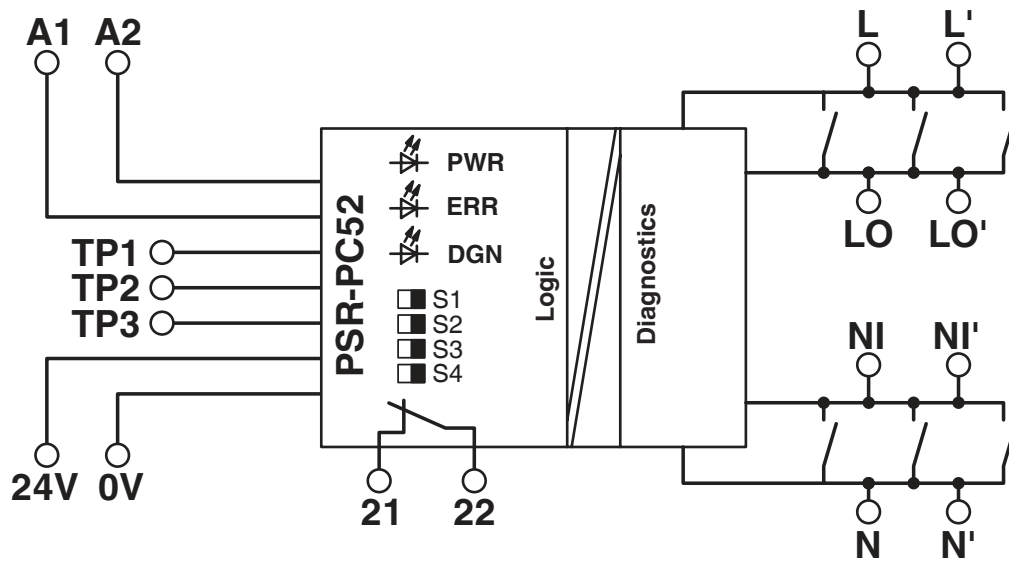


1017062

<https://www.phoenixcontact.com/us/products/1017062>

## Drawings

Block diagram



Block diagram

# PSR-PC52-1NO-1NC-24DC-SC - Coupling relay





1017062


<https://www.phoenixcontact.com/us/products/1017062>


## Approvals


To download certificates, visit the product detail page: <https://www.phoenixcontact.com/us/products/1017062>

 **UL Listed**  
Approval ID: FILE E 140324


 **cUL Listed**  
Approval ID: FILE E 140324


 **EAC**  
Approval ID: TR\_TS\_D\_00573\_c


 **EAC**  
Approval ID: RU\*C-DE.\*08.B.00010


 **Functional Safety**  
Approval ID: 968/FSP 1486.02/22


 **Functional Safety**  
Approval ID: 968/FSP 1486.02/22

 **IECEX**  
Approval ID: IECEX ULD 19.0023X

 **cUL Listed**  
Approval ID: File E 360692

 **UL Listed**  
Approval ID: File E 360692

 **UL Listed**  
Approval ID: File E 360692

 **cUL Listed**  
Approval ID: File E 360692

# PSR-PC52-1NO-1NC-24DC-SC - Coupling relay



1017062

<https://www.phoenixcontact.com/us/products/1017062>



**ATEX**

Approval ID: DEMKO 19 ATEX 2240X

**cULus Listed**



# PSR-PC52-1NO-1NC-24DC-SC - Coupling relay



1017062

<https://www.phoenixcontact.com/us/products/1017062>

## Classifications

### ECLASS

ECLASS-11.0	27371819
ECLASS-13.0	27371819
ECLASS-12.0	27371819

### ETIM

ETIM 8.0	EC001449
----------	----------

### UNSPSC

UNSPSC 21.0	39122200
-------------	----------

# PSR-PC52-1NO-1NC-24DC-SC - Coupling relay



1017062

<https://www.phoenixcontact.com/us/products/1017062>

## Environmental product compliance

REACH SVHC	Lead 7439-92-1
China RoHS	Environmentally Friendly Use Period = 50 years
	For information on hazardous substances, refer to the manufacturer's declaration available under "Downloads"

# PSR-PC52-1NO-1NC-24DC-SC - Coupling relay



1017062

<https://www.phoenixcontact.com/us/products/1017062>

## Accessories

### CP-MSTB - Coding profile

1734634

<https://www.phoenixcontact.com/us/products/1734634>

Coding profile, is inserted into the slot on the plug or inverted header, red insulating material



---

### CR-MSTB - Coding section

1734401

<https://www.phoenixcontact.com/us/products/1734401>

Coding section, inserted into the recess in the header or the inverted plug, red insulating material



# PSR-PC52-1NO-1NC-24DC-SC - Coupling relay



1017062

<https://www.phoenixcontact.com/us/products/1017062>

## CRIMPFOX 6 - Crimping pliers

1212034

<https://www.phoenixcontact.com/us/products/1212034>



Crimping pliers, for ferrules without insulating collar according to DIN 46228 Part 1 and ferrules with insulating collar according to DIN 46228 Part 4, 0.25 mm<sup>2</sup> ... 6.0 mm<sup>2</sup>, lateral entry, trapezoidal crimp

---

Phoenix Contact 2023 © - all rights reserved

<https://www.phoenixcontact.com>

Phoenix Contact USA  
586 Fulling Mill Road  
Middletown, PA 17057, United States  
(+717) 944-1300  
[info@phoenixcon.com](mailto:info@phoenixcon.com)