

SW Series

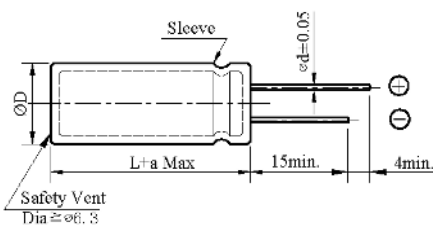
- Counter-plan product for safety
- Load life 2,000 hours at 105°C



◆ SPECIFICATIONS

Item	Performance Characteristics			
Category Temperature Range	-25 ~ +105°C			
Working Voltage Range	160 ~ 450Vdc			
Capacitance Range	22 ~ 680 µF			
Capacitance Tolerance	±20% (at 25°C and 120Hz)			
Dissipation Factor (tanδ) (at 25°C, 120Hz)	Rated Voltage (V)	160 ~ 250	400 ~ 450	
	tanδ(Max)	0.12	0.15	
Leakage Current	I=0.02CV or 3000 µA whichever is smaller I : Leakage current (µA) C : Rated capacitance (µF) V : Rated voltage (V) Impress the rated voltage for 2 minutes			
Low Temperature Characteristics Impedance Ratio(MAX)	Rated voltage (V)	160~250	400	420 ~ 450
	Z(-25°C)/Z(+20°C)	3	5	6
Endurance	The following specifications shall be satisfied when the capacitors are restored to 25°C after subjected to DC voltage with the rated ripple current is applied for 2,000 hours at 105°C.			
	Capacitance change	≅ ±20% of the initial value		
	Dissipation factor(tanδ)	≅ 200% of the specified value		
Shelf Life	The following requirements shall be satisfied when the capacitor are restored to 25°C after the rated voltage applied for 1,000 hours at 105°C without voltage applied.			
	Capacitance change	≅ ±20% of the initial value		
	Dissipation factor(tanδ)	≅ 200% of the specified value		
Others	Leakage current			
	≅ 200% of the specified value			
Conforms to JIS-C-5101-4 (1998), characteristic W				


◆ DIMENSIONS (mm)



ΦD	10	12.5	16	18
ΦD	ΦD + 0.5 Max			
Φd	0.6	0.6	0.8	0.8
F	5.0	5.0	7.5	7.5
a	L + 1.5 Max	≅ 35 L+1.5Max ≅ 40 L+2.0 Max	L + 1.5 Max	

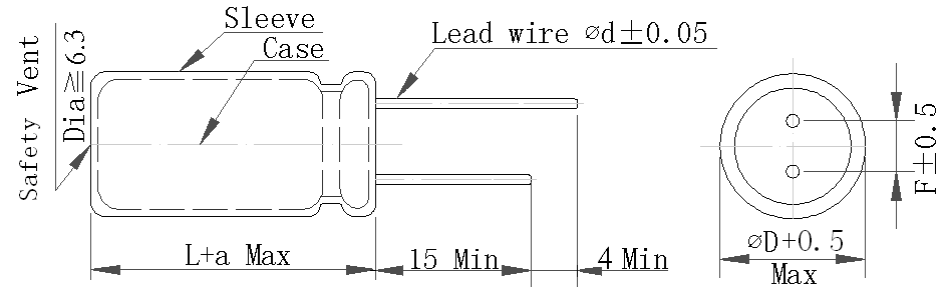
◆ PART NUMBER SYSTEM(Example : 450V 150µF)

S W 2 W 1 5 1 M N N 1 8 4 5



Aluminum Electrolytic Capacitor

Customer	Digi-Key	SERIES	SW	NO.:	PUBLISH DATE	2022-03-25
-----------------	-----------------	---------------	-----------	-------------	---------------------	-------------------



No.	CHINSAN Part No.	Customer Part No.	Capacitance (uF)	Tolerance On rated Capacitance (%)	Working Voltage (Vdc)	Surge Voltage (Vdc)	Category Temp Range (°C)	Tan δ @ 25°C (120Hz) (Max)	Leakage Current (uA) (2 min.)	Rated Ripple Current (mA rms) @ 105°C 120Hz	Rated Ripple Current (mA rms) @ 105°C 100kHz	ESR @25°C (m Ω max/ 120Hz)	Impedance @20°C (m Ω max/ 100kHz)	Endurance @ 105°C (Hours)	Dimensions (mm)					Appearance Drawing No
															D ϕ	L	a	d	F	
1	SW2G560MNN1230	/	56 μ F	$\pm 20\%$	400 V	/	-25~+105	/	/	450	/	/	1560	2000	12.5	30	/	/	5	---
2	SW2H470MNN1245	/	47 μ F	$\pm 20\%$	500 V	/	-25~+105	/	/	550	/	/	/	2000	12.5	45	/	/	5	---
3	SW2P331MNN1640	/	330 μ F	$\pm 20\%$	220 V	/	-25~+105	/	/	1330	/	/	410	2000	16	40	/	/	7.5	---
4	SW2W820MNN1636	/	82 μ F	$\pm 20\%$	450 V	/	-25~+105	/	/	800	/	/	1100	2000	16	36	/	/	7.5	---
5	SW2W101MNN1350W	/	100 μ F	$\pm 20\%$	450 V	/	-25~+105	/	/	700	/	/	/	2000	13	50	/	/	5	---

*Test leakage current before testing dissipation factor and capacitance during the electric characteristic test.

REMARKS:	APPROVED BY	CHECKED BY	PREPARED BY
Sleeve Color: Black. S specified product.	张洪斌	曾爱娥	梁慧妍