

1241434-1 ✓ ACTIVE



MQS

TE Internal #: 1241434-1

PCB Mount Header, Horizontal, Wire-to-Board, 121 Position, 2.54 mm / 5.8 mm [.1 in / .228 in] Centerline, Fully Shrouded, Tin, MQS

[View on TE.com >](#)

Connectors > PCB Connectors > PCB Headers & Receptacles > High Pin Count Header



Connector System: **Wire-to-Board**

Number of Positions: **121**

Centerline (Pitch): **2.54 mm, 5.8 mm [.1 in, .228 in]**

Sealable: **No**

PCB Mount Orientation: **Horizontal**

[All High Pin Count Header \(154\)](#)

Features

Product Type Features

Hybrid Header	Yes
Connector Shape	Rectangular
PCB Connector Assembly Type	PCB Mount Header
Header Type	Fully Shrouded
Connector System	Wire-to-Board
Sealable	No
Connector & Contact Terminates To	Printed Circuit Board

Configuration Features

Number of Signal Positions	108
Number of Positions	121
PCB Mount Orientation	Horizontal
Number of Rows	4

Body Features



Primary Product Color	Black
-----------------------	-------

Connector & Keying Code	A
-------------------------	---

Contact Features

Contact Size	.63mm, 2.8mm
--------------	--------------

Contact Type	Tab
--------------	-----

Mating Tab Width	.63 mm, 2.8 mm [.025 in][.11 in]
------------------	----------------------------------

Mating Tab Thickness	.63 mm, .8 mm [.025 in][.031 in]
----------------------	----------------------------------

Contact Mating Area Plating Material	Tin
--------------------------------------	-----

Termination Features

Termination Method to Printed Circuit Board	Through Hole - Solder
---	-----------------------

Mechanical Attachment

Mounting Holes	Without
----------------	---------

Mating Alignment	With
------------------	------

PCB Mount Alignment	With
---------------------	------

PCB Mount Retention	With
---------------------	------

PCB Mount Retention Type	Boardlock
--------------------------	-----------

Housing Features

Centerline (Pitch)	2.54 mm, 5.8 mm [.1 in][.228 in]
--------------------	----------------------------------

Dimensions

Connector Length	144 mm [1.358 in]
------------------	-------------------

Connector Width	45 mm [1.772 in]
-----------------	------------------

PCB Thickness (Recommended)	1.6 mm [.063 in]
-----------------------------	------------------

Usage Conditions

Operating Temperature (Max)	65 °C, 70 °C, 75 °C, 80 °C, 85 °C, 90 °C, 100 °C, 105 °C, 110 °C, 120 °C [149 °F][158 °F][167 °F][176 °F][185 °F][194 °F][212 °F][221 °F][230 °F][248 °F]
-----------------------------	---

Operating Temperature Range	-40 – 120 °C [-40 – 248 °F]
-----------------------------	-----------------------------

Operation/Application

Shielded	No
----------	----

Circuit Application	Power & Signal
---------------------	----------------

Industry Standards

Degree of Protection	IP54K
----------------------	-------



Packaging Features

Packaging Type	Loose Piece
Packaging Quantity	72

Other

Interface Number	1355172-1
------------------	-----------

Product Compliance

[For compliance documentation, visit the product page on TE.com>](#)

EU RoHS Directive 2011/65/EU	Compliant
EU ELV Directive 2000/53/EC	Compliant
China RoHS 2 Directive MIIT Order No 32, 2016	No Restricted Materials Above Threshold
EU REACH Regulation (EC) No. 1907/2006	Current ECHA Candidate List: JUNE 2023 (235) Candidate List Declared Against: JUNE 2023 (235) Does not contain REACH SVHC
Halogen Content	Low Halogen - Br, Cl, F, I < 900 ppm per homogenous material. Also BFR/CFR/PVC Free
Solder Process Capability	Wave solder capable to 240°C


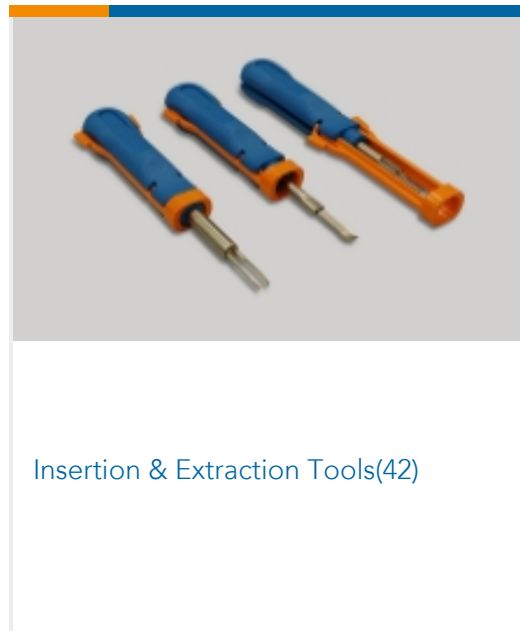

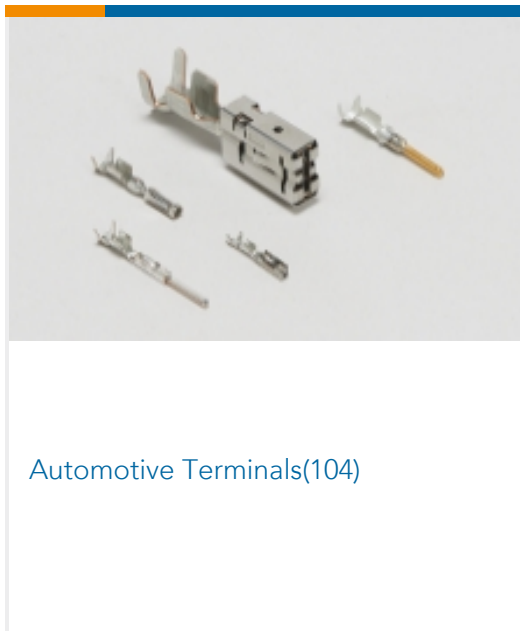
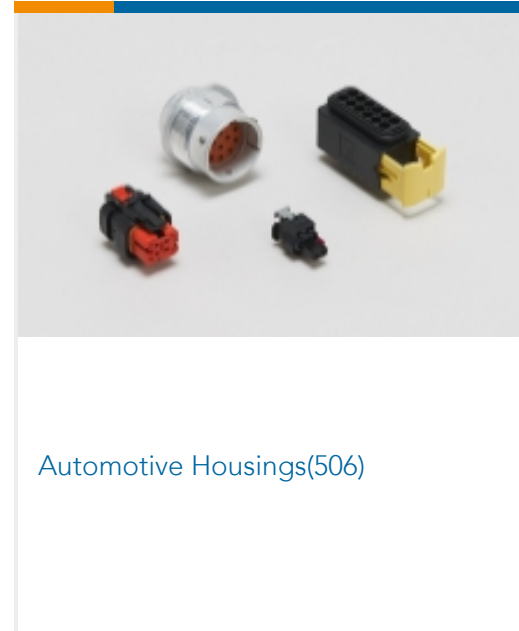
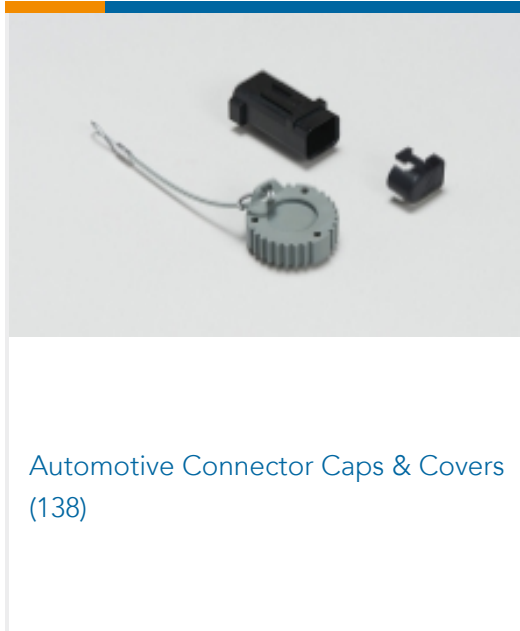
Product Compliance Disclaimer

This information is provided based on reasonable inquiry of our suppliers and represents our current actual knowledge based on the information they provided. This information is subject to change. The part numbers that TE has identified as EU RoHS compliant have a maximum concentration of 0.1% by weight in homogenous materials for lead, hexavalent chromium, mercury, PBB, PBDE, DBP, BBP, DEHP, DIBP, and 0.01% for cadmium, or qualify for an exemption to these limits as defined in the Annexes of Directive 2011/65/EU (RoHS2). Finished electrical and electronic equipment products will be CE marked as required by Directive 2011/65/EU. Components may not be CE marked. Additionally, the part numbers that TE has identified as EU ELV compliant have a maximum concentration of 0.1% by weight in homogenous materials for lead, hexavalent chromium, and mercury, and 0.01% for cadmium, or qualify for an exemption to these limits as defined in the Annexes of Directive 2000/53/EC (ELV). Regarding the REACH Regulation, the information TE provides on SVHC in articles for this part number is based on the latest European Chemicals Agency (ECHA) 'Guidance on requirements for substances in articles' posted at this URL: <https://echa.europa.eu/guidance-documents/guidance-on-reach>

Compatible Parts

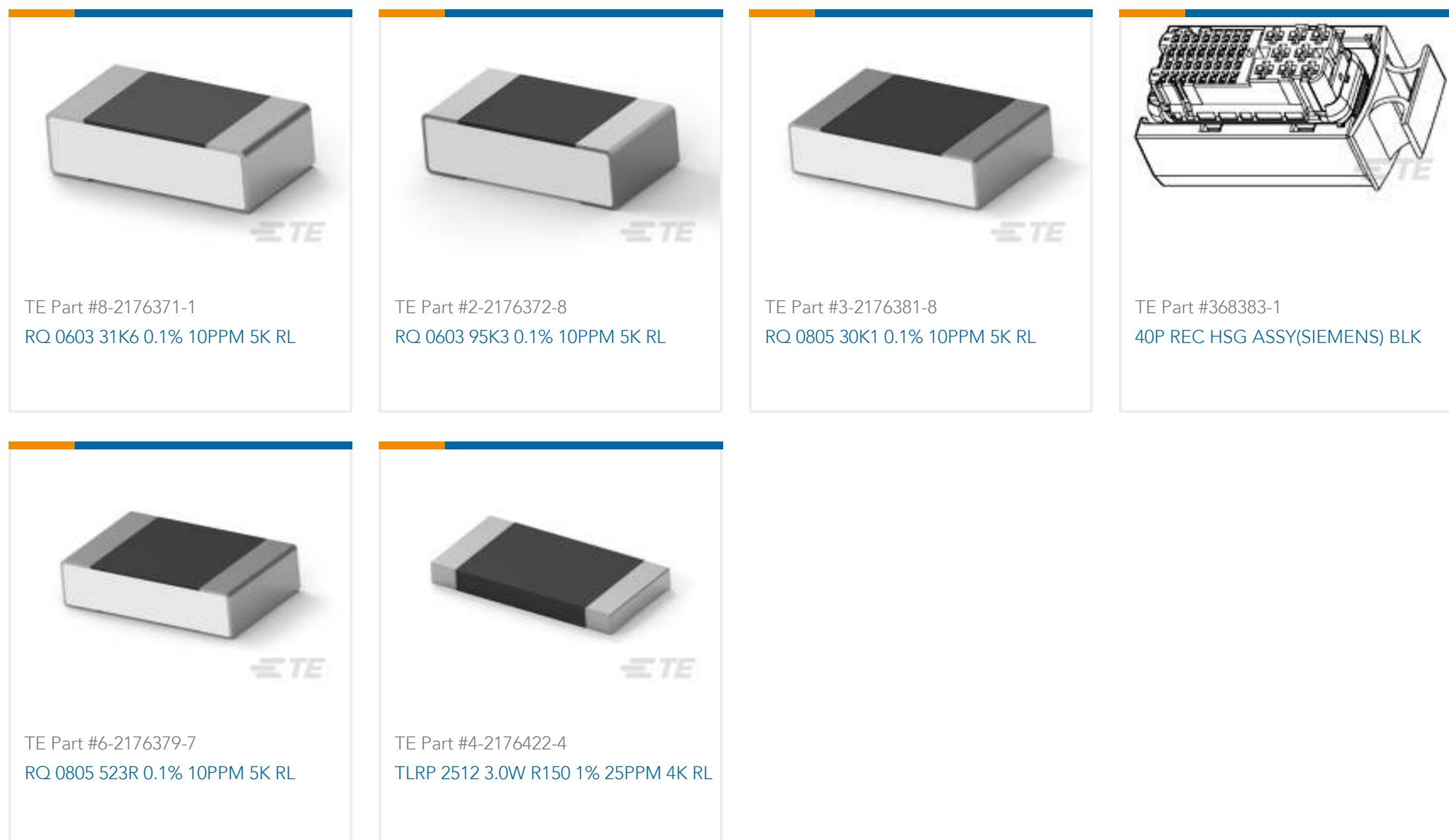


Also in the Series | **MQS**



Customers Also Bought





Documents

Product Drawings

121pos hybrid MQS .63 header 90deg

English

CAD Files

Customer View Model

[ENG_CVM_CVM_1241434-1_C.2d_dxf.zip](#)

English

3D PDF

3D

Customer View Model

[ENG_CVM_CVM_1241434-1_C.3d_igs.zip](#)

English

Customer View Model

[ENG_CVM_CVM_1241434-1_C.3d_stp.zip](#)

English

By downloading the CAD file I accept and agree to the [Terms and Conditions](#) of use.

Product Specifications

MQS CLEAN BODY PLUG ASSY 81P & 40P

Japanese

MQS CLEAN BODY PLUG ASSY 81P & 40P

Japanese

Product Specification

English

Instruction Sheets

1241434-1

PCB Mount Header, Horizontal, Wire-to-Board, 121 Position, 2.54 mm / 5.8 mm [.1 in / .228 in] Centerline, Fully Shrouded, Tin, MQS



[Instruction Sheet \(non U.S.\)](#)

English

[Instruction Sheet \(non U.S.\)](#)

Japanese