

REL-SR- 24DC/3X1AU/1X2AU/FG - Safety relays



1157954

<https://www.phoenixcontact.com/us/products/1157954>

Please be informed that the data shown in this PDF document is generated from our online catalog. Please find the complete data in the user documentation. Our general terms of use for downloads are valid.



Safety relay with force-guided contacts in accordance with DIN EN 61810-3 (type A), input voltage 24 V DC, with multi-layer gold contact, 3 N/O contacts and 1 N/C contacts

Commercial data

Item number	1157954
Packing unit	1 pc
Minimum order quantity	1 pc
Sales key	C460
Product key	CK6194
GTIN	4063151163617
Weight per piece (including packing)	22.08 g
Weight per piece (excluding packing)	22.08 g
Customs tariff number	85364190
Country of origin	CN

1157954

<https://www.phoenixcontact.com/us/products/1157954>

Technical data

Product properties

Product type	Single relay
Operating mode	100% operating factor
Mechanical service life	approx. 10^7 cycles
B_{10d}	810000 Cycles (AC15, 250 V / 0.5 A, 1 NO)
	170000 Cycles (AC15; 250 V / 2 A; 1 NO)
	318000 Cycles (DC13, 24 V / 1 A, 1 NO)
	208000 Cycles (DC13, 24 V / 2 A, 1 NO)

Insulation characteristics

Insulation	Basic insulation
	Safe isolation, reinforced insulation and 6 KV between the coil and the contact circuit and between the contacts 3-4, 5-6 to 7-8, 9-10

Insulation characteristics: Air clearances and creepage distances between the power circuits

Insulation	Basic insulation
	Safe isolation, reinforced insulation and 6 KV between the coil and the contact circuit and between the contacts 3-4, 5-6 to 7-8, 9-10
Overvoltage category	III
Pollution degree	2

Electrical properties

Maximum power dissipation for nominal condition	0.36 W
Test voltage (Winding/contact)	4 kV _{rms} (50 Hz, 1 min., winding/contact)
Test voltage (Contact/contact)	2.5 kV _{rms} (50 Hz, 1 min., contact/contact)

Air clearances and creepage distances between the power circuits

Rated insulation voltage	250 V AC
Rated surge voltage	4 kV

Input data

Coil side

Nominal input voltage U_N	24 V DC
Input voltage range	19.2 V DC ... 26.4 V DC
Input voltage range in reference to U_N	see diagram
Drive and function	monostable
Drive (polarity)	non-polarized
Typical input current at U_N	15 mA
Typical response time	10 ms
Typical release time	5 ms

Output data

REL-SR- 24DC/3X1AU/1X2AU/FG - Safety relays



1157954

<https://www.phoenixcontact.com/us/products/1157954>

Switching

Contact switching type	3 N/O contacts, 1 N/C contact, force-guided
Type of switch contact	Single contact
Contact material	AgSnO, hard gold-plated
Maximum switching voltage	250 V AC 300 V DC
Minimum switching voltage	10 V
Limiting continuous current	6 A
Maximum inrush current	35 A (20 ms)
Min. switching current	5 mA (10 V)
Interrupting rating (ohmic load) max.	144 W (24 V DC) 100 W (48 V DC) 75 W (60 V DC) 55 W (110 V DC) 50 W (220 V DC) 1500 VA (250 V AC)
Switching capacity	2 A (24 V, DC13) 3 A (230 V, AC15)
Force-guided contacts in accordance with EN 61810-3	Type A

Connection data

Connection method	Plug / solder connection
-------------------	--------------------------

Dimensions

Width	13 mm
Height	24 mm
Depth	40 mm

Environmental and real-life conditions

Ambient conditions

Degree of protection (Relay)	RT II
Degree of protection (Installation location)	IP54 (Installation location)
Ambient temperature (operation)	-40 °C ... 85 °C
Ambient temperature (storage/transport)	-40 °C ... 85 °C
Altitude	≤ 2000 m

Approvals

Corrosive gas test

Identification	ISA-S71.04. G3 Harsh Group EN 60068-2-60
----------------	---

Standards and regulations

Air clearances and creepage distances between the power circuits

REL-SR- 24DC/3X1AU/1X2AU/FG - Safety relays



1157954

<https://www.phoenixcontact.com/us/products/1157954>

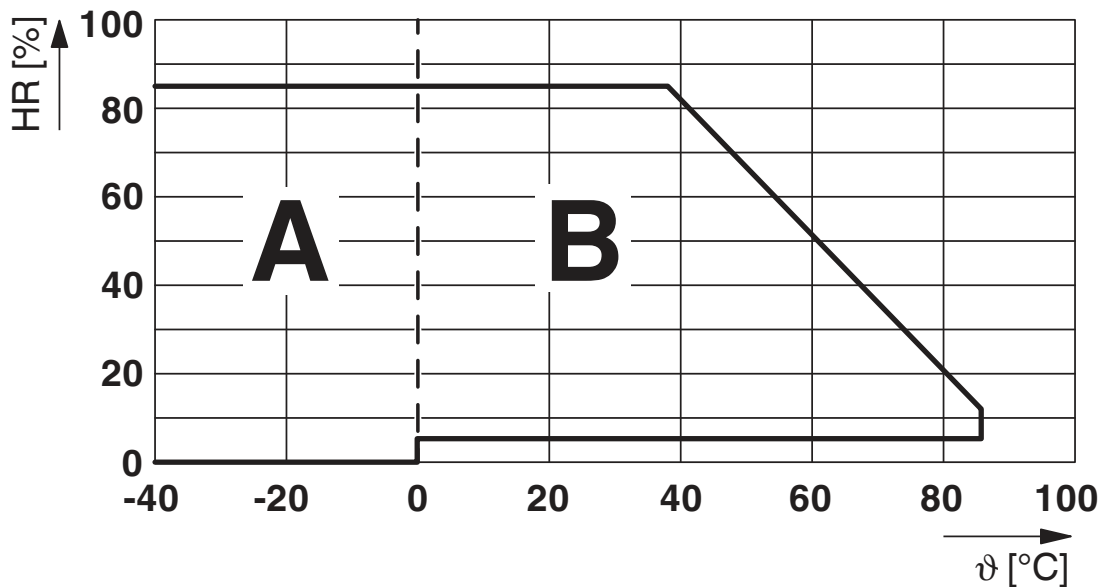
Standards/regulations	DIN EN 50178
	EN 61810-1

Mounting

Mounting position	any
-------------------	-----

Drawings

Diagram



Permissible humidity for operation and storage.

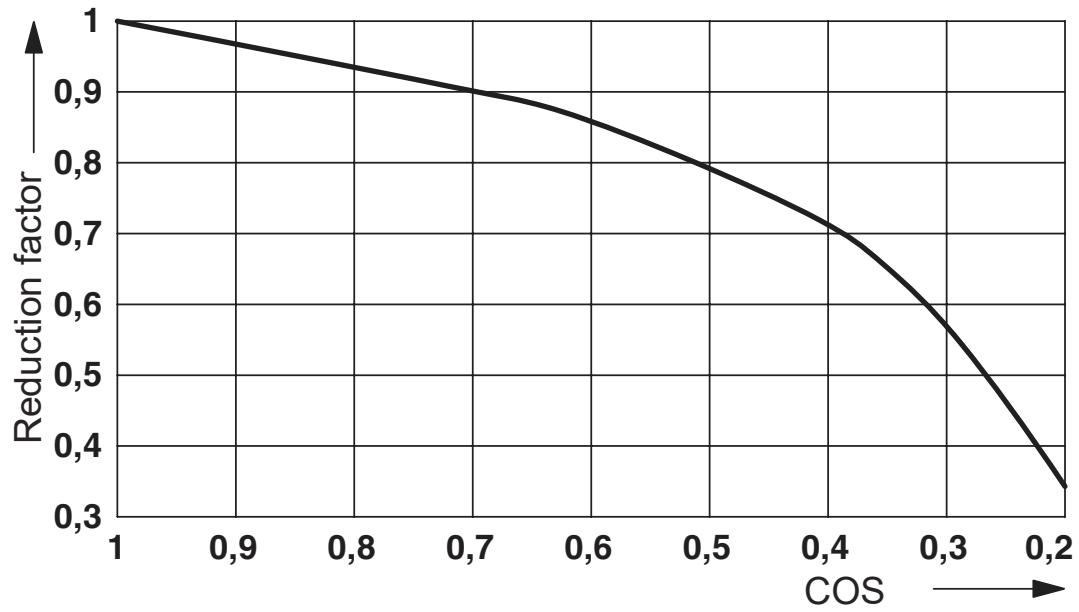
The maximum permissible ambient temperature as specified in the data sheet must be observed.

Area A: Ice buildup at ambient temperatures $\leq 0^\circ\text{C}$ must be prevented

Area B: Condensation at ambient temperatures $> 0^\circ\text{C}$ must be prevented

On 30 full days that are naturally distributed across an entire year, a humidity level of 95% is permissible at an ambient temperature $\leq 25^\circ\text{C}$.

Diagram

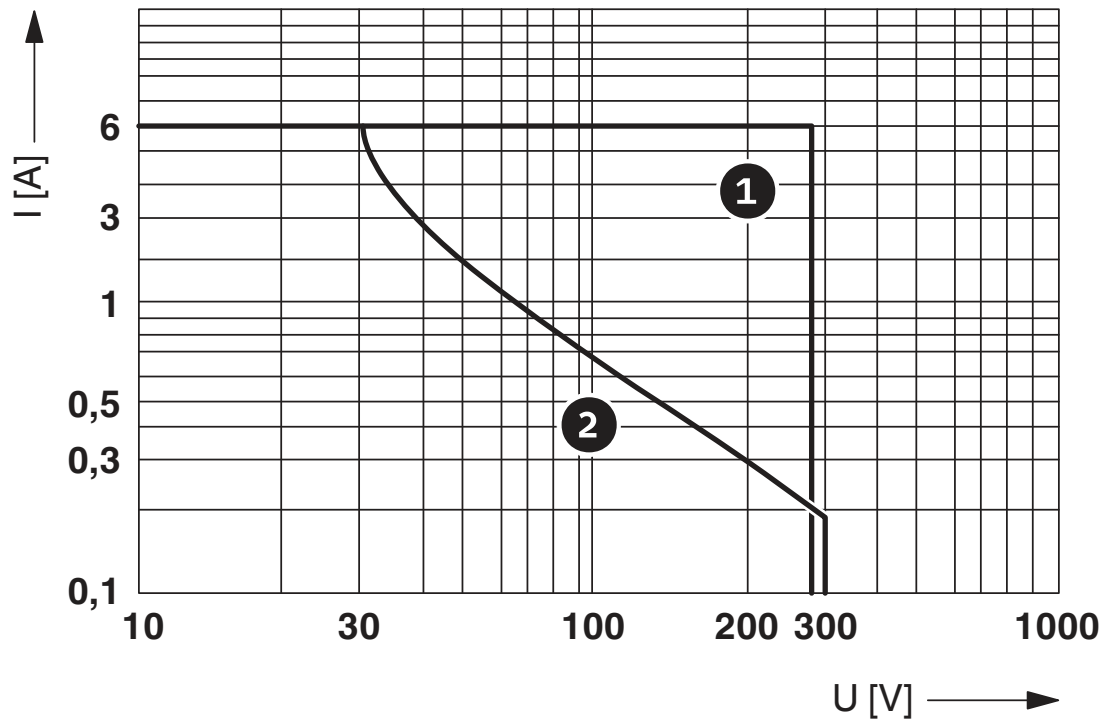


Service life reduction factor with various cos phi

1157954

<https://www.phoenixcontact.com/us/products/1157954>

Diagram

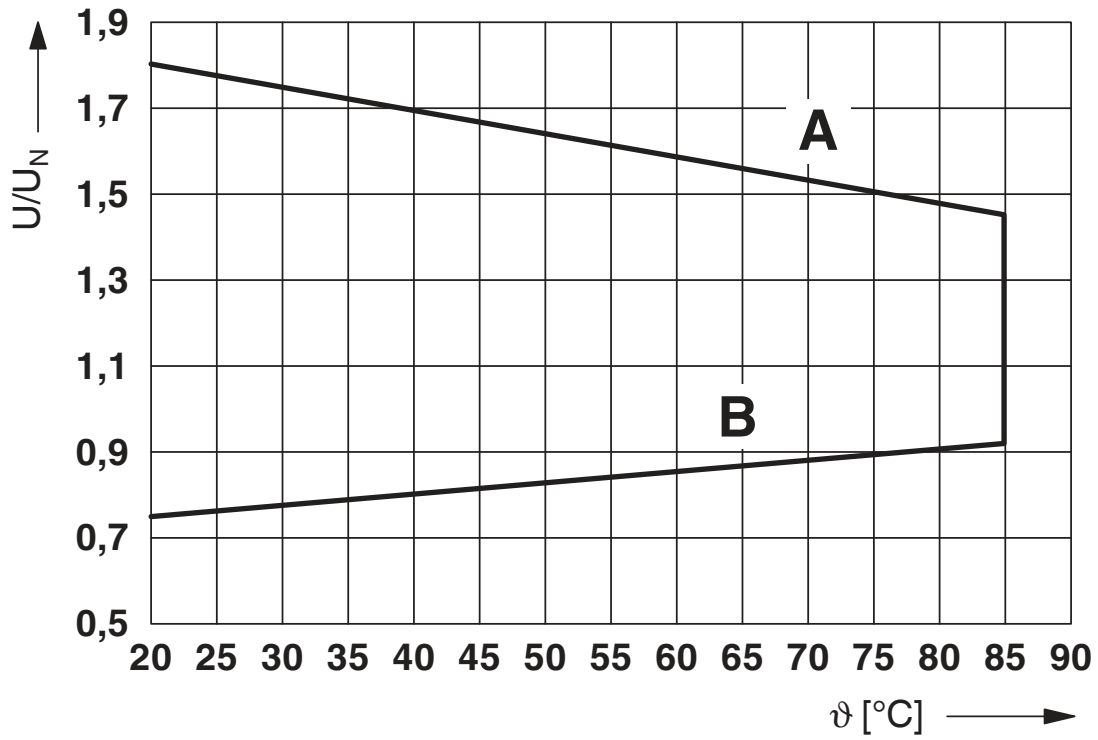


Interrupting rating

Curve 1: AC, ohmic load

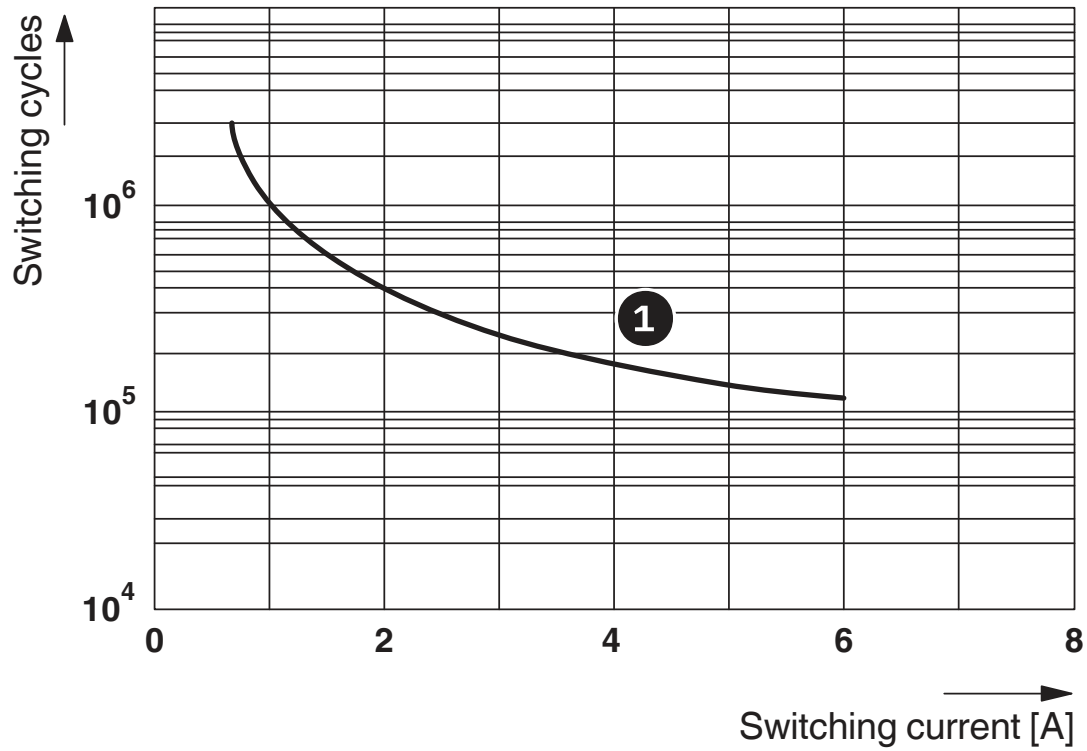
Curve 2: DC, ohmic load

Diagram



Operating voltage range

Diagram



① 250 V AC, Ohmic load

Electrical service life

REL-SR- 24DC/3X1AU/1X2AU/FG - Safety relays



1157954

<https://www.phoenixcontact.com/us/products/1157954>

Approvals

To download certificates, visit the product detail page: <https://www.phoenixcontact.com/us/products/1157954>



cUL Recognized

Approval ID: FILE E 228652



UL Recognized

Approval ID: FILE E 228652



EAC

Approval ID: RU*C-DE.*08.B.00010



EAC

Approval ID: RU D-DE.B*00573/18

cULus Recognized

1157954

<https://www.phoenixcontact.com/us/products/1157954>

Classifications

ECLASS

ECLASS-11.0	27371601
ECLASS-12.0	27371601
ECLASS-13.0	27371601

ETIM

ETIM 8.0	EC001437
----------	----------

UNSPSC

UNSPSC 21.0	39122300
-------------	----------

REL-SR- 24DC/3X1AU/1X2AU/FG - Safety relays



1157954

<https://www.phoenixcontact.com/us/products/1157954>

Environmental product compliance

China RoHS	Environmentally friendly use period: unlimited = EFUP-e No hazardous substances above threshold values
------------	---

Phoenix Contact 2023 © - all rights reserved
<https://www.phoenixcontact.com>

Phoenix Contact USA
586 Fulling Mill Road
Middletown, PA 17057, United States
(+717) 944-1300
info@phoenixcon.com