


MODEL: HD02-19-M-MSMT-TR | **DESCRIPTION:** HDMI RECEPTACLE

FEATURES

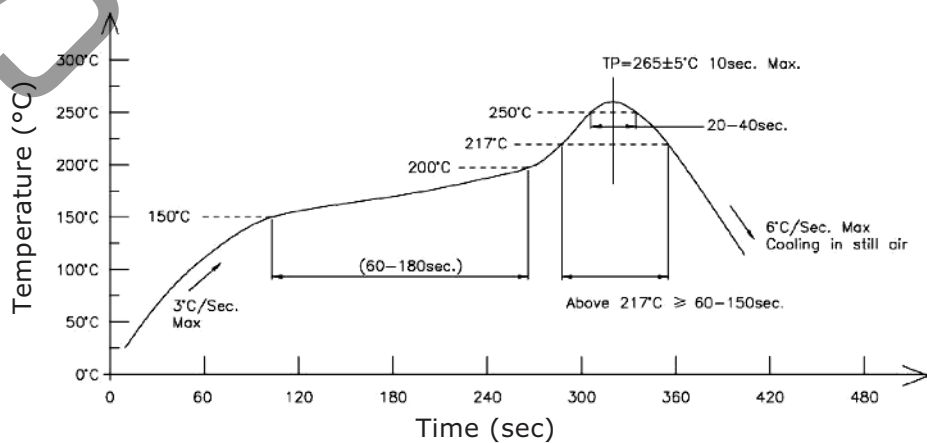
- HDMI mini receptacle connector
- 19 position
- HDMI 2.1
- mid mounted
- reflow solder compatible
- tape & reel packaging


SPECIFICATIONS

parameter	conditions/description	min	typ	max	units
rated voltage				40	Vac
rated current				0.5	A
contact resistance	contact: dry circuit at 20 mV / 10 mA max shell: open circuit at 5 V / 100 mA max			30 50	mΩ mΩ
insulation resistance	unmated: at 500 Vdc between adjacent terminals mated: at 150 Vdc between adjacent terminals	100 10			MΩ MΩ
voltage withstand	unmated: for 1 minute between adjacent terminals mated: for 1 minute between adjacent terminals	500 300			Vac Vac
insertion force	at 25±3 mm per minute			44.1	N
withdrawal force	at 25±3 mm per minute	9.8		39.2	N
life	at a rate of 100±50 cycles/hour		10,000		cycles
operating temperature		-25		85	°C
operating humidity	non-condensing			95	%
flammability rating	UL94V-0				
RoHS	yes				

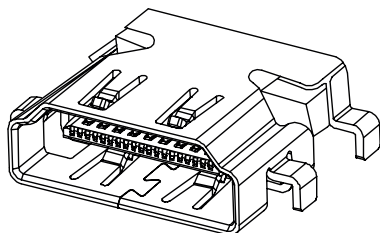
SOLDERABILITY

parameter	conditions/description	min	typ	max	units
reflow soldering	see reflow profile	260	265	270	°C

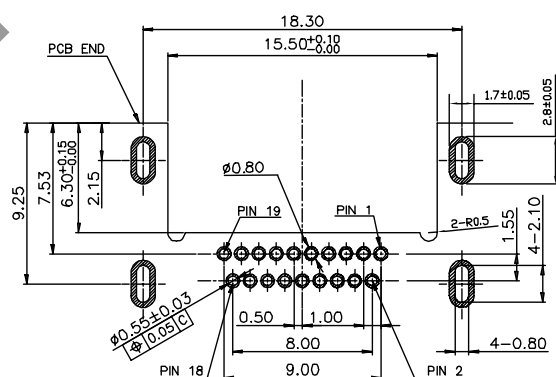
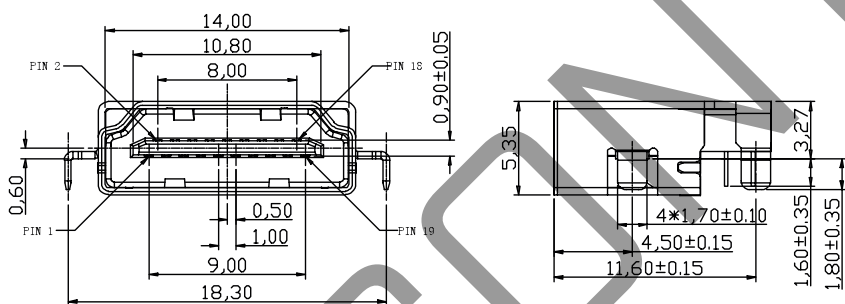
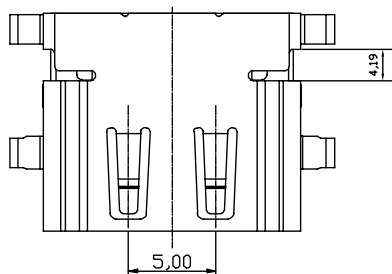


MECHANICAL DRAWING

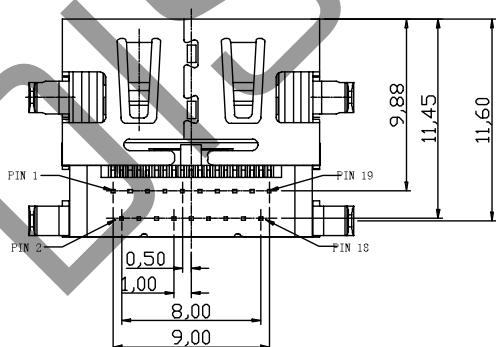
units: mm
 tolerance:
 X.X ±0.35 mm
 X.XX ±0.25 mm
 X.XXX ±0.15 mm
 PCB: ±0.05 mm
 PCB thickness: 1.6±0.10 mm
 unless otherwise noted



	MATERIAL	PLATING
1	insulator	LCP (UL94V-0) black
2	shell	copper alloy nickel
3	contacts	copper alloy contact area: 0.025 µm gold; solder area: tin



Recommended PCB Layout
Top View



PIN CONNECTIONS			
PIN	SIGNAL NAME	PIN	SIGNAL NAME
1	TMDS data 2+	11	TMDS clock shield
2	TMDS data 2 shield	12	TMDS clock-
3	TMDS data 2-	13	CEC
4	TMDS data 1+	14	Not Connected
5	TMDS data 1 shield	15	DDC clock
6	TMDS data 1-	16	DDC data
7	TMDS data 0+	17	GND
8	TMDS data 0 shield	18	+5V power
9	TMDS data 0-	19	Hot plug detect
10	TMDS clock+		

PACKAGING

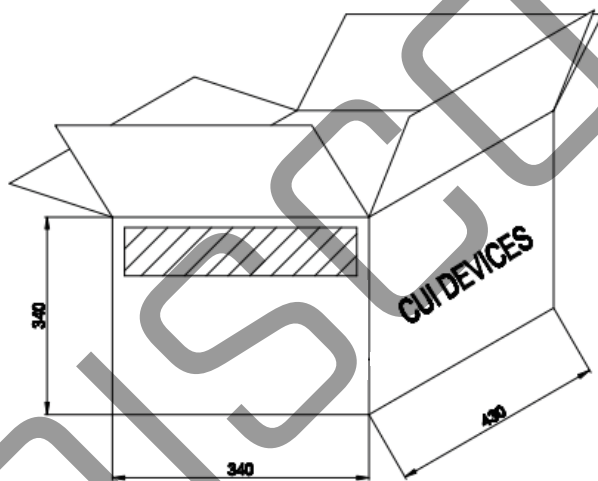
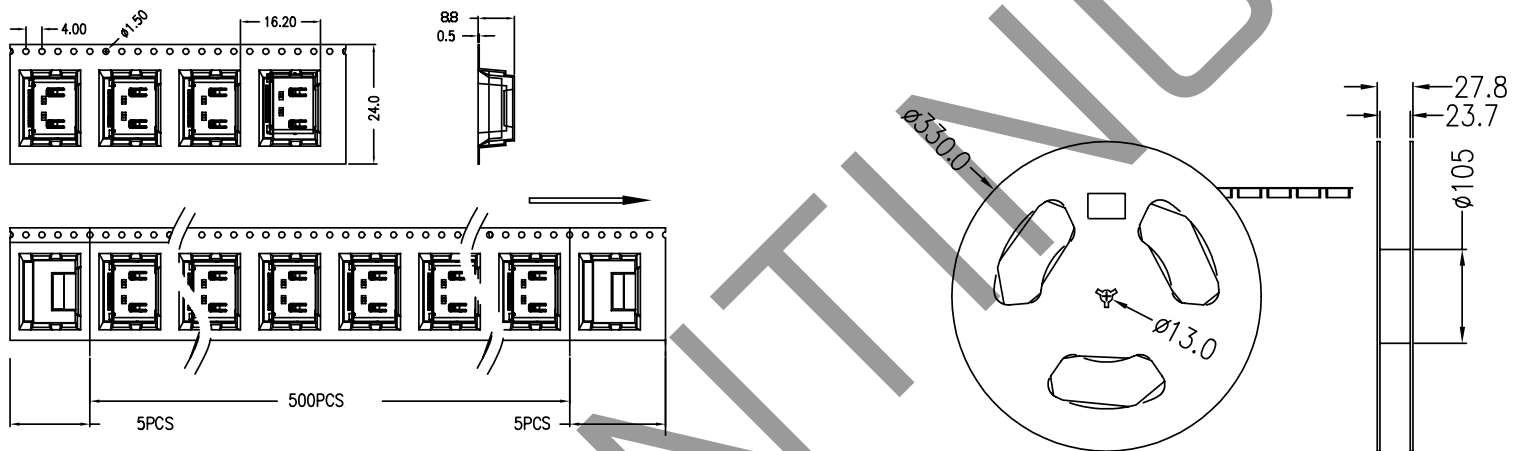
units: mm

Reel Size: $\varnothing 330$ mm

Reel QTY: 500 pcs per reel

Carton Size: 430 x 340 x 340 mm

Carton QTY: 5,000 pcs per carton



REVISION HISTORY

rev.	description	date
1.0	initial release	09/29/2021
1.01	logo, datasheet style update	08/05/2022

The revision history provided is for informational purposes only and is believed to be accurate.

DISCONTINUED

CUI Devices offers a one (1) year limited warranty. Complete warranty information is listed on our website.

CUI Devices reserves the right to make changes to the product at any time without notice. Information provided by CUI Devices is believed to be accurate and reliable. However, no responsibility is assumed by CUI Devices for its use, nor for any infringements of patents or other rights of third parties which may result from its use.

CUI Devices products are not authorized or warranted for use as critical components in equipment that requires an extremely high level of reliability. A critical component is any component of a life support device or system whose failure to perform can be reasonably expected to cause the failure of the life support device or system, or to affect its safety or effectiveness.

cuidevices.com

