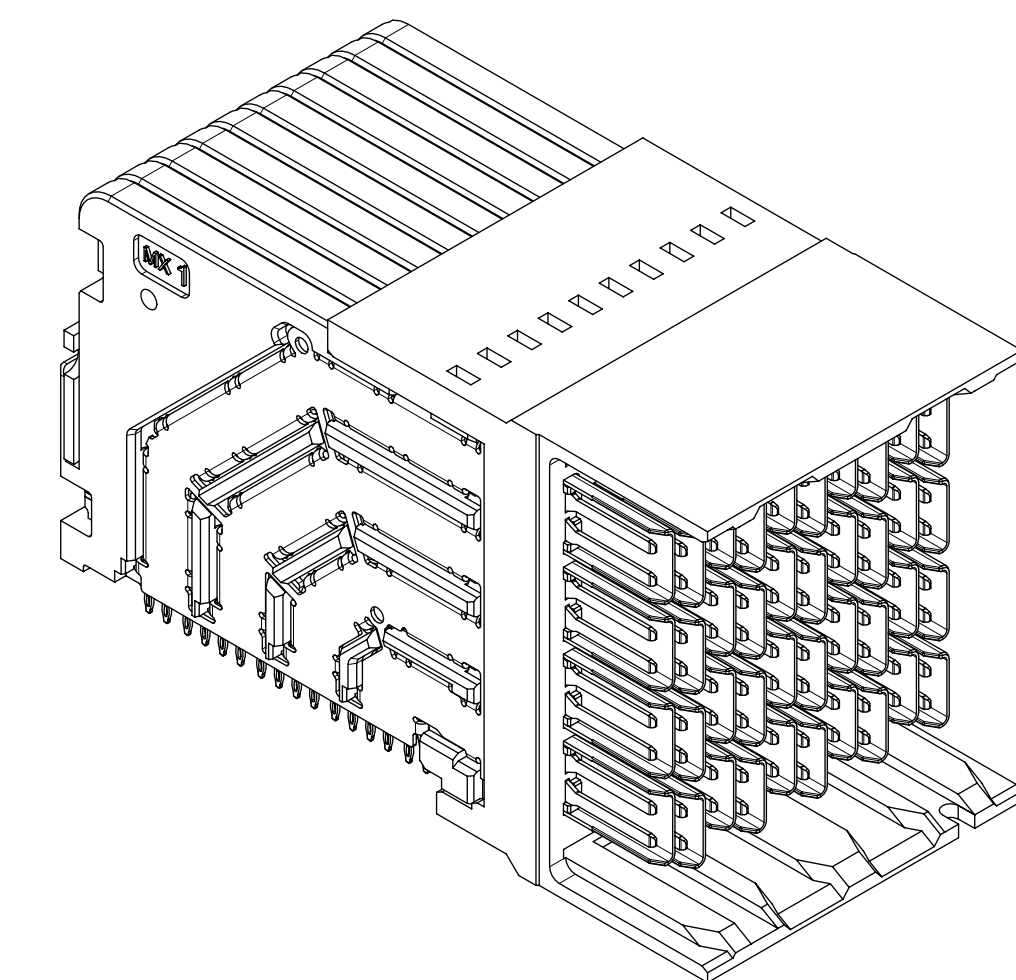


- NOTES:
1. MATERIALS: HOUSING - LIQUID CRYSTAL POLYMER (LCP) GLASS-FILLED, UL94V-0  
TERMINALS - HIGH PERFORMANCE COPPER ALLOY
  2. FINISH: 30uIN GOLD IN CONTACT AREA.  
SELECTIVE TIN ON PCB TAILS.  
NICKEL OVERALL.
  3. REFER TO MOLEX PRODUCT SPECIFICATION PS-171320-999 FOR PERFORMANCE SPECIFICATIONS.
  4. THIS PART CONFORMS TO CLASS B REQUIREMENTS OF COSMETIC SPEC PS-45499-002.
  5. PRODUCT WILL BE PACKAGED PER PK-78888-314.
  6. SEE SHEET 2 FOR PCB LAYOUT AND MATING BOARD RELATIONSHIP.
  7. MATES WITH IMPEL DAUGHTERCARD SERIES NUMBER 171320 (UNGUIDED).
  8. REFER TO IMPEL PCB ROUTING GUIDE AS-171320-990 FOR ANTIPAD, ROUTING RECOMMENDATIONS, AND ADDITIONAL PCB INFORMATION.
  9. WHEN STACKING MODULES END TO END, THE MINIMUM COLUMN TO COLUMN HOLE SPACING IS 2.65mm.



THIS DRAWING CONTAINS INFORMATION THAT IS PROPRIETARY TO MOLEX ELECTRONIC TECHNOLOGIES, LLC AND SHOULD NOT BE USED WITHOUT WRITTEN PERMISSION									
DIMENSION UNITS		SCALE		CURRENT REV DESC: UPDATE PCB VIEW					
mm		NTS							
GENERAL TOLERANCES (UNLESS SPECIFIED)				EC NO: 694446				IMPEL 4 PAIR RIGHT ANGLE MALE (RAM) UNGUIDED SALES DRAWING	
ANGULAR TOL ± 0.5°				DRWN: YLLIM 2018/09/10					
4 PLACES ±				CHK'D: YLLIM 2022/02/03				PRODUCT CUSTOMER DRAWING	
3 PLACES ±				APPR: DWLEE01 2022/02/07					
2 PLACES ± 0.13				INITIAL REVISION:				DOCUMENT NUMBER <b>SD-172140-0001</b>	
1 PLACE ± 0.25				DRWN: JLAURX 2014/02/07					
0 PLACES ±				APPR: JLAURX 2014/02/07				DOC TYPE DOC PART REVISION PSD 001 A4	
DRAFT WHERE APPLICABLE MUST REMAIN WITHIN DIMENSIONS		THIRD ANGLE PROJECTION		DRAWING		SERIES		SHEET NUMBER	
				C-SIZE		172140		1 OF 2	

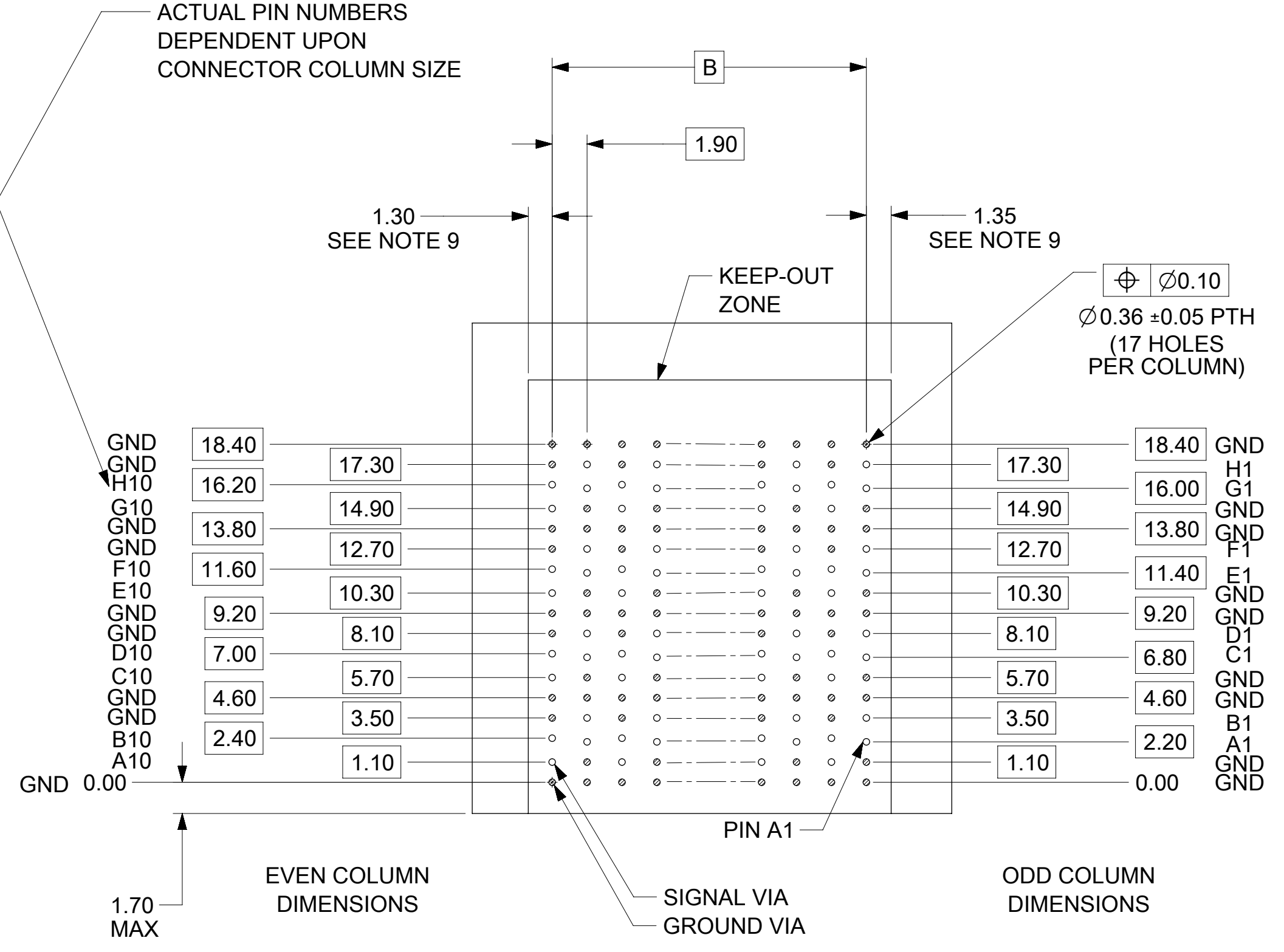
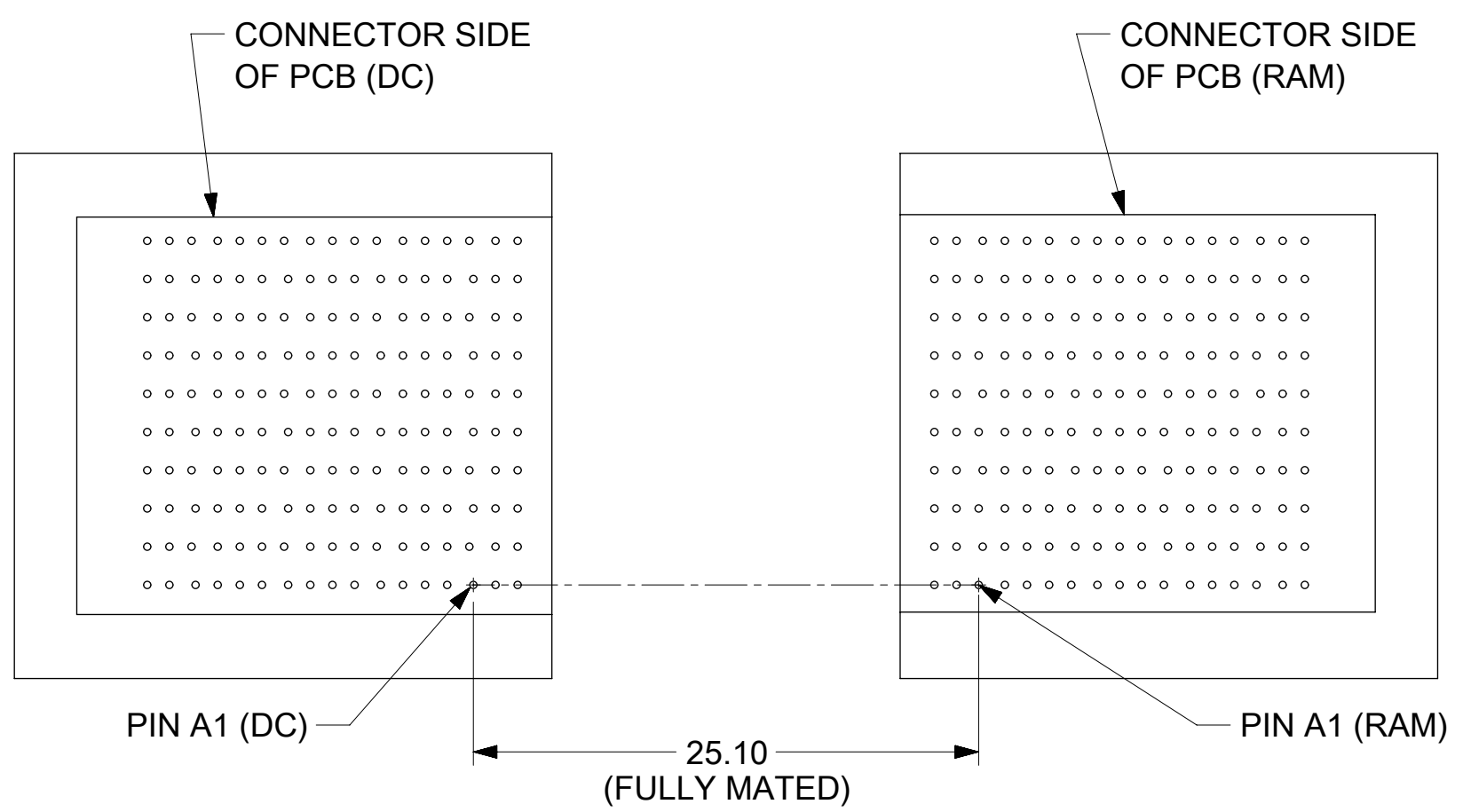
MATERIAL NUMBER	NUMBER OF COLUMNS	NUMBER OF DIFF PAIR	DIM "A"	DIM "B"	DIM "P"
172140-1807	8	32	15.95 MAX	13.30	4.90
172140-1107	10	40	19.75 MAX	17.10	4.90
172140-1207	12	48	23.55 MAX	20.90	4.90
172140-1607	16	64	31.15 MAX	28.50	4.90
172140-1808	8	32	15.95 MAX	13.30	5.50
172140-1108	10	40	19.75 MAX	17.10	5.50
172140-1208	12	48	23.55 MAX	20.90	5.50
172140-1608	16	64	31.15 MAX	28.50	5.50

# 172140-1\*0\*

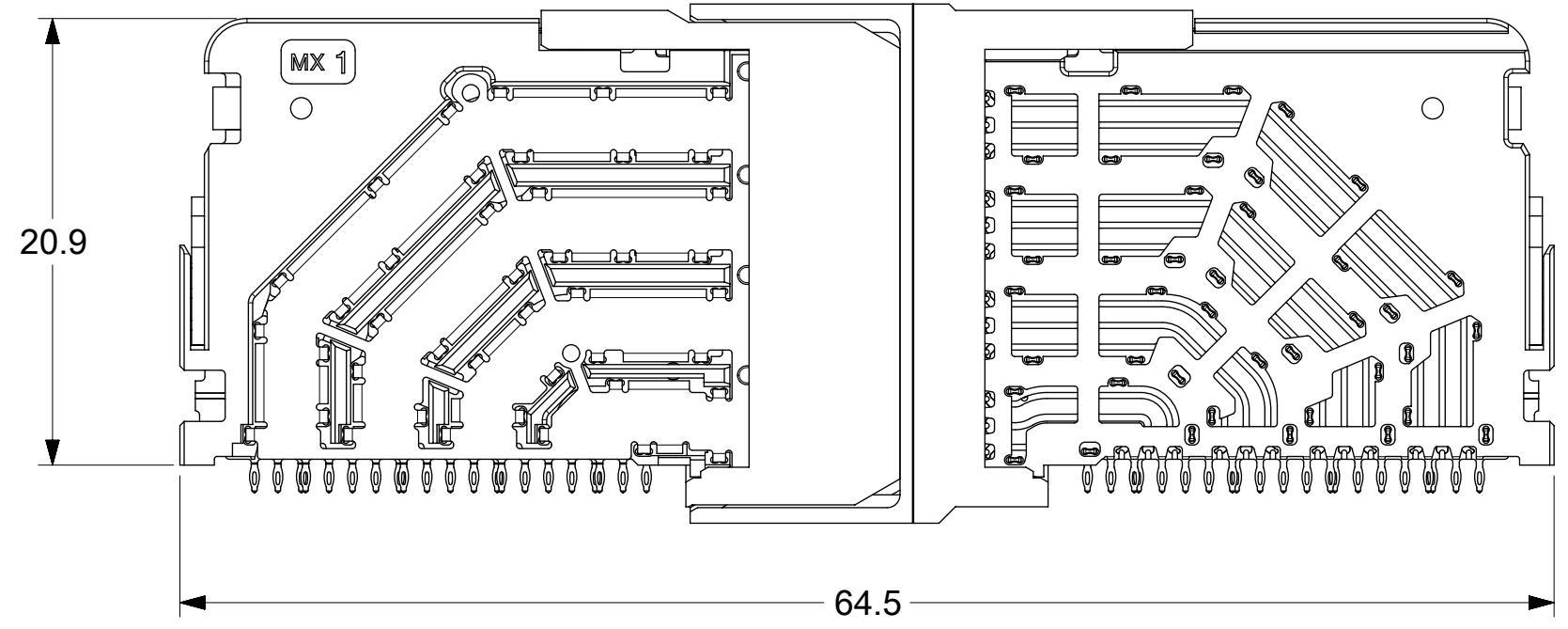
MODULE TYPE  
1 = UNGUIDED

COLUMN SIZE  
8 = 8 COLUMN  
1 = 10 COLUMN  
2 = 12 COLUMN  
6 = 16 COLUMN

PIN LENGTH (P)  
7 = 4.90mm  
8 = 5.50mm



## RAM HOLE PATTERN (CONNECTOR SIDE)



THIS DRAWING CONTAINS INFORMATION THAT IS PROPRIETARY TO MOLEX ELECTRONIC TECHNOLOGIES, LLC AND SHOULD NOT BE USED WITHOUT WRITTEN PERMISSION															
DIMENSION UNITS: mm		SCALE: NTS		CURRENT REV DESC: UPDATE PCB VIEW											
GENERAL TOLERANCES (UNLESS SPECIFIED)		ANGULAR TOL ± 0.5°		EC NO: 694446											
4 PLACES ±		3 PLACES ±		DRWN: YLLIM 2018/09/10				IMPEL 4 PAIR RIGHT ANGLE MALE (RAM) UNGUIDED SALES DRAWING							
2 PLACES ± 0.13		1 PLACE ± 0.25		CHK'D: YLLIM 2022/02/03											
0 PLACES ±		DRAFT WHERE APPLICABLE MUST REMAIN WITHIN DIMENSIONS		APPR: DWLEE01 2022/02/07				PRODUCT CUSTOMER DRAWING							
THIRD ANGLE PROJECTION		DRAWING		INITIAL REVISION:											
C-SIZE		SERIES		DRWN: JLAURX 2014/02/07				DOCUMENT NUMBER		DOC TYPE		DOC PART		REVISION	
172140		72140		APPR: JLAURX 2014/02/07				SD-172140-0001		PSD		001		A4	
MATERIAL NUMBER		CUSTOMER		SHEET NUMBER				SEE TABLE		GENERAL MARKET		2 OF 2			