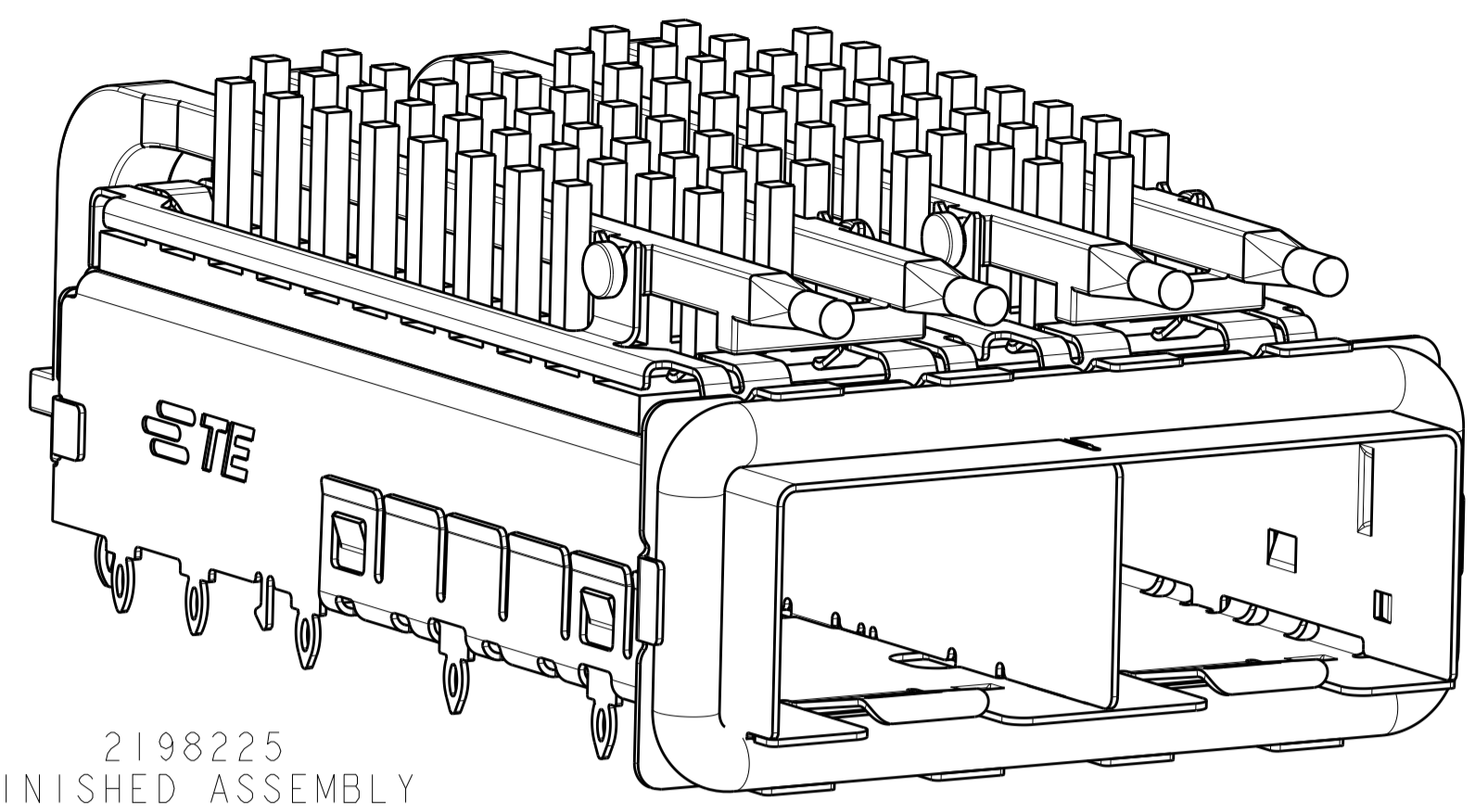


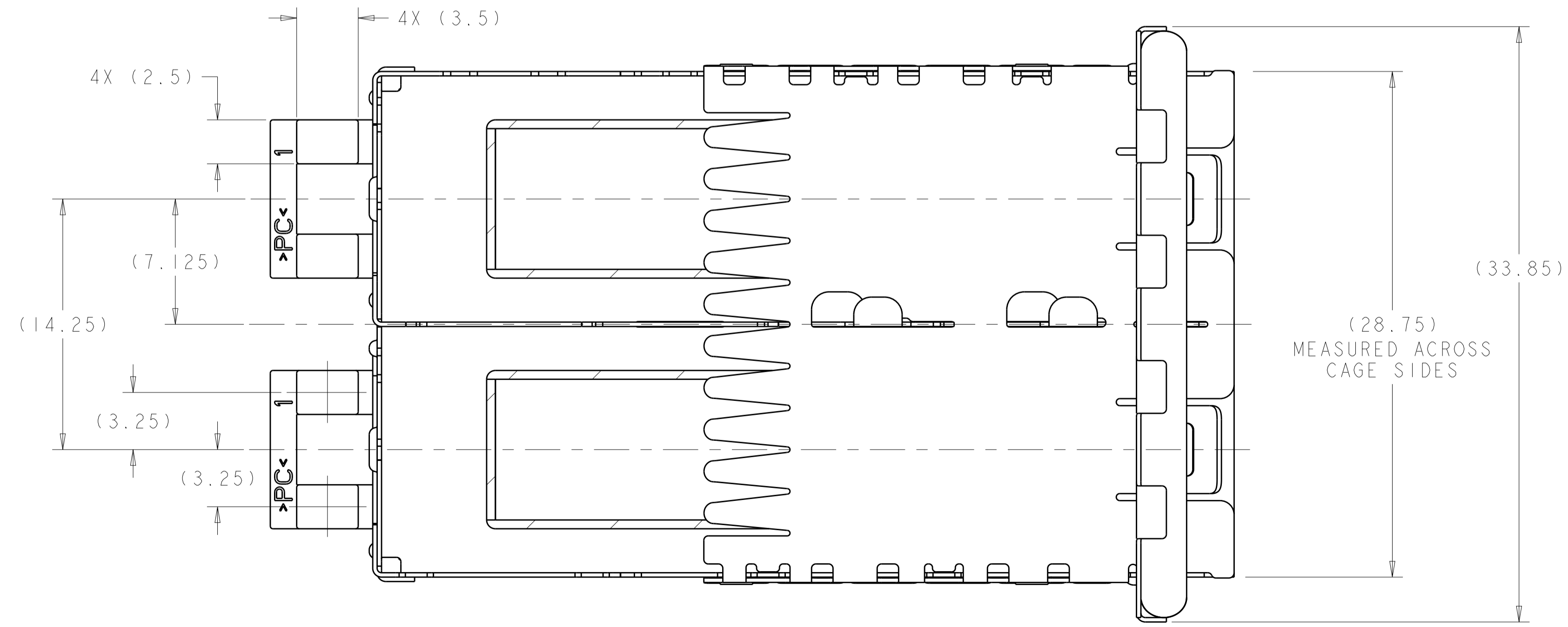
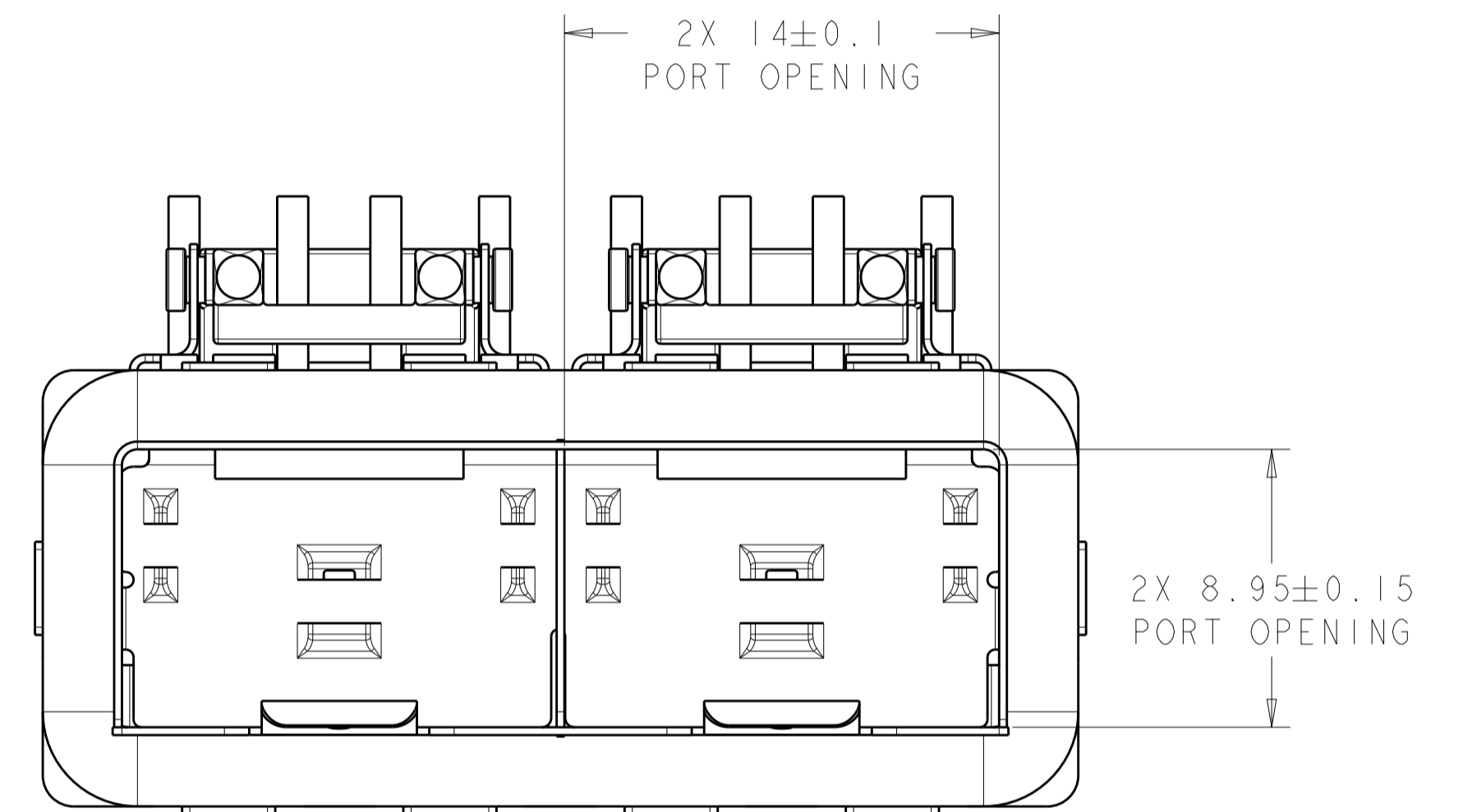
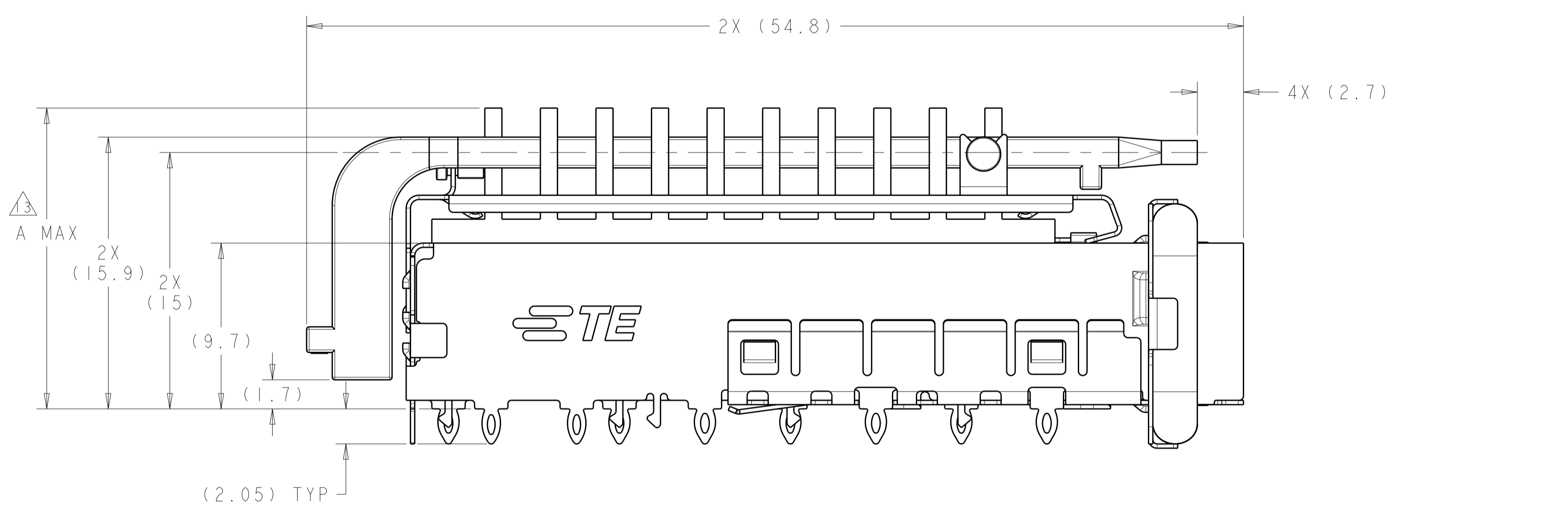
LOC	DIST	REVISIONS					
GP	00	P	LTN	DESCRIPTION	DATE	DWN	APVD
		A		RELEASED PER ECO-12-013192	06SEP2012	BMM	MRS
		A1		REVISED PER ECR-19-000118	04JAN2018	IT	SH



2198225  
 FINISHED ASSEMBLY  
 SCALE 4:1

- ⚠ MATERIAL:  
 CAGE ASSEMBLY: 0.25mm THICK NICKEL SILVER ALLOY  
 GASKET RETENTION PLATE: STAINLESS STEEL  
 EMI GASKET: PLATED FILLED SILICONE  
 HEATSINK/LIGHTPIPE CLIP: STAINLESS STEEL  
 HEATSINK: ALUMINUM  
 LIGHTPIPE: POLYCARBONATE, CLEAR
- ⚠ FINISH:  
 HEATSINK: ELECTROLESS NICKEL  
 HEATSINK/LIGHTPIPE CLIP: PASSIVATE
- ⚠ DATUM AND BASIC DIMENSIONS ESTABLISHED BY CUSTOMER.
- ⚠ PADS AND VIAS CHASSIS GROUND.
- 5. MATES WITH SFP MSA COMPLIANT RECEIVERS.
- 6. INTERPRETATION OF DATUM REFERENCE FRAME IN ACCORDANCE WITH SECT 4.4.1.1 OR ASME Y14.5M-1994.
- ⚠ HOLE PATTERN REPEATS FOR EACH PORT, SPACING BETWEEN PORTS IS 14.25mm.
- ⚠ REFERENCE APPLICATION SPEC. 114-13120, HOLE A, FOR RECOMMENDED DRILL HOLE DIAMETER AND PLATING THICKNESS.
- ⚠ REFERENCE APPLICATION SPEC. 114-13120, HOLE B, FOR RECOMMENDED DRILL HOLE DIAMETER AND PLATING THICKNESS.

- ⚠ MINIMUM PC BOARD THICKNESS:  
 SINGLE SIDED: 1.5mm
- 11. CERTAIN MATING TRANCEIVERS MAY REQUIRE ADDITIONAL PCB THICKNESS THAT WOULD NEED TO BE DETERMINED BY THE CUSTOMER.
- 12. PRODUCT COMPLIES WITH SPECIFICATION SFF-8433 IMPROVED PLUGGABLE FORM FACTOR FOR SFP+ GANGED CAGES.
- ⚠ DIMENSION APPLIES PRIOR TO INSERTION OF SFP MODULE.
- ⚠ HEATSINK, HEATSINK CLIP, AND LIGHTPIPE SHIPPED UNASSEMBLED TO CAGE ASSEMBLY. CAGE ASSEMBLY TO BE PRESSED INTO PCB PRIOR TO ATTACHING HEATSINK, HEATSINK CLIP, AND LIGHTPIPE TO THE CAGE ASSEMBLY.
- ⚠ PACKAGED AS A COMPLETE ASSEMBLY.



⚠	22.5	NETWORKING, TALL	2198225-4
⚠	18.1	NETWORKING, SHORT	2198225-3
⚠	15.5	SAN	2198225-2
⚠	13.2	PCI	2198225-1
	A MAX	APPLICATION	PART NUMBER

THIS DRAWING IS A CONTROLLED DOCUMENT.

DIMENSIONS: mm

TOLERANCES UNLESS OTHERWISE SPECIFIED:

0 PLC	±0.13
1 PLC	±0.1
2 PLC	±0.08
3 PLC	±0.05
4 PLC	±0.05
ANGLES	±0.1

MATERIAL: ⚠ FINISH: ⚠

RESTRICTED CUSTOMER

DWN: B. MATTHEWS 14OCT2011  
 CHK: M. SCHMITT 14OCT2011  
 APVD: M. SCHMITT 14OCT2011

NAME: SFP+ ENHANCED 1X2 CAGE ASSEMBLY, PRESS-FIT, EMI GASKET WITH HEATSINK AND LIGHTPIPE

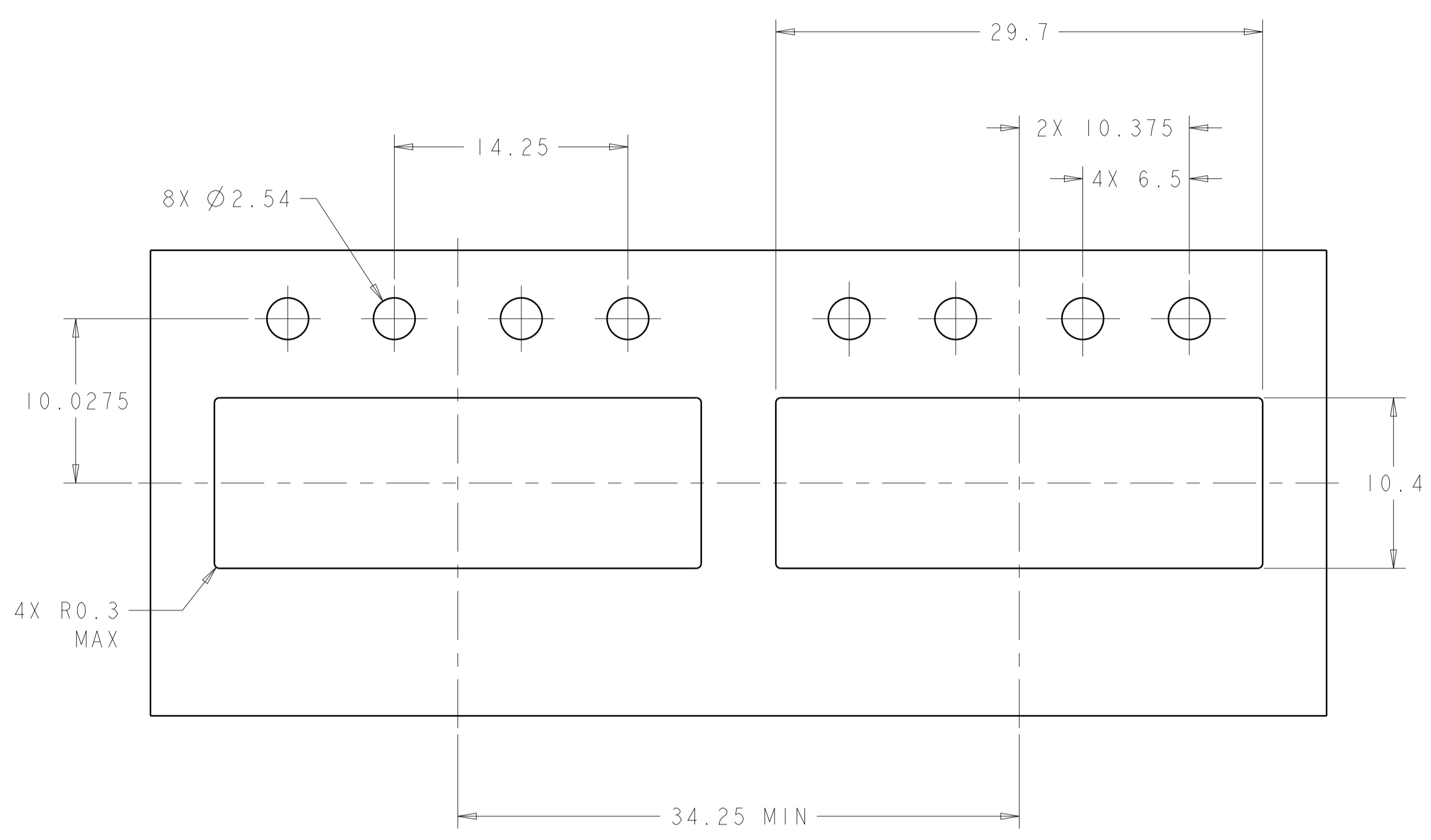
PRODUCT SPEC: 108-2364  
 APPLICATION SPEC: 114-13120

SIZE: A1 CAGE CODE: 00779 DRAWING NO: 2198225

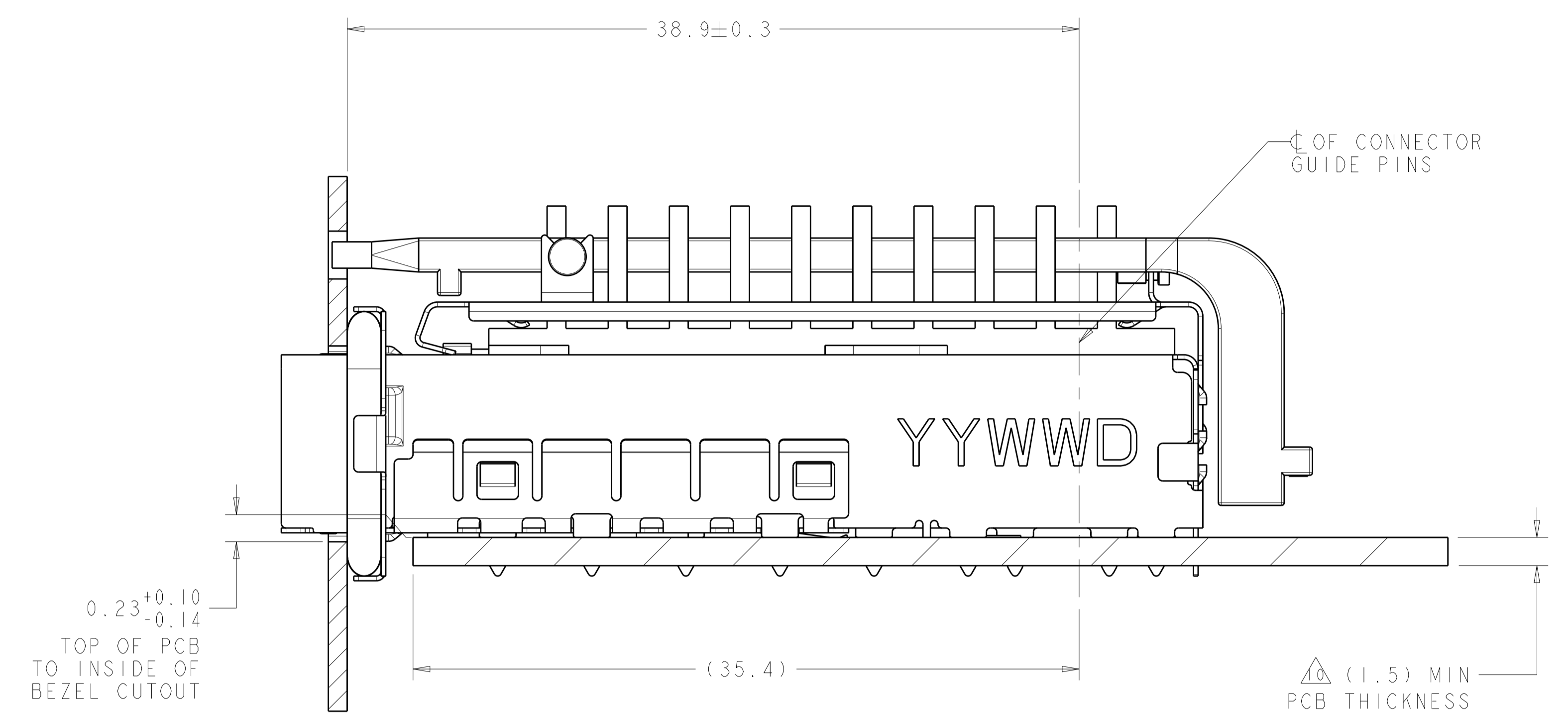
RESTRICTED TO: A1

SCALE: 6:1 SHEET: 1 OF 3 REV: A1

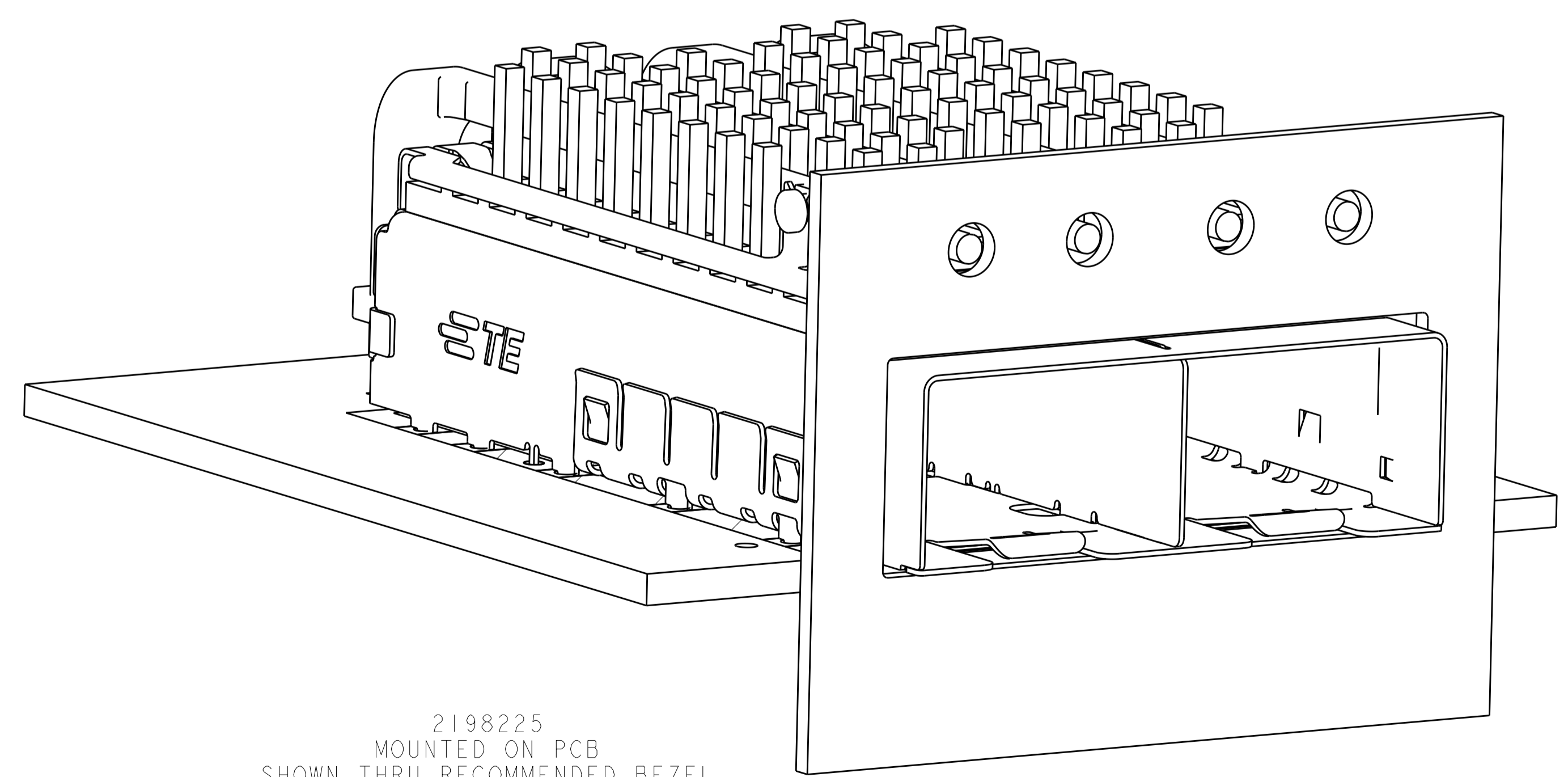
LOC	DIST	REVISIONS					
GP	00	P	LTN	DESCRIPTION	DATE	DMN	APVD
-	-	-	-	SEE SHEET 1	-	-	-



RECOMMENDED BEZEL CUTOUT  
 SCALE 4:1



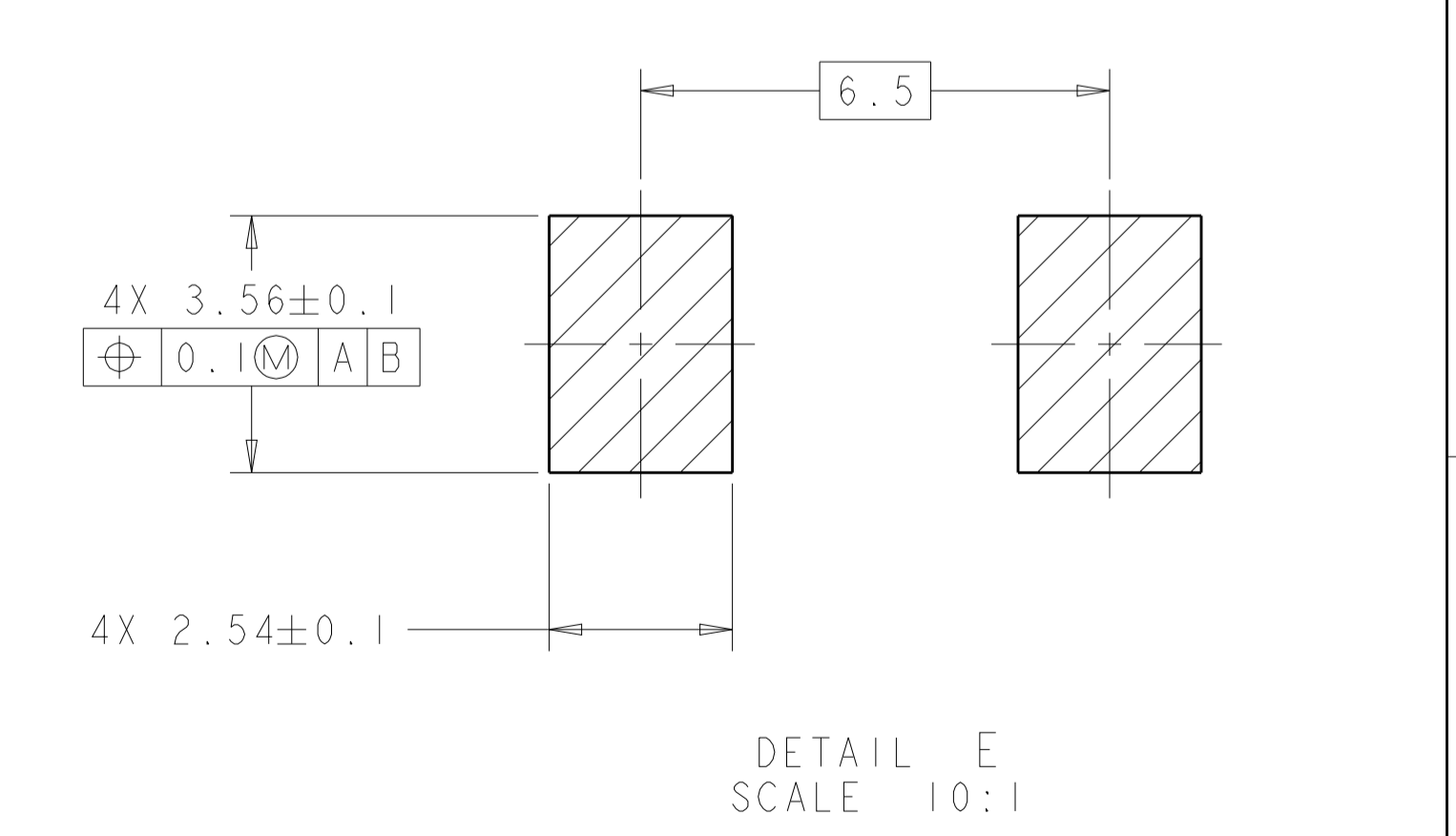
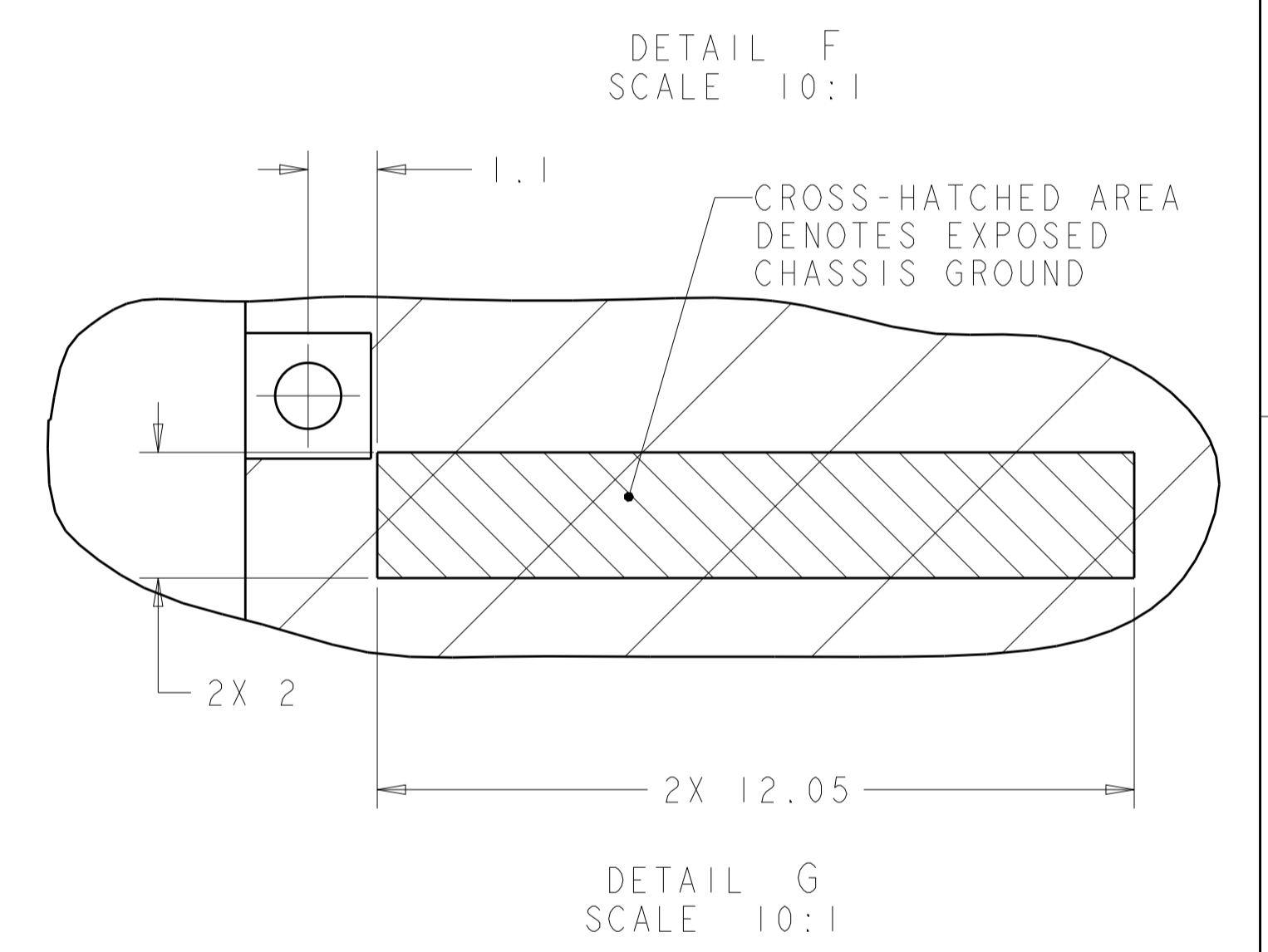
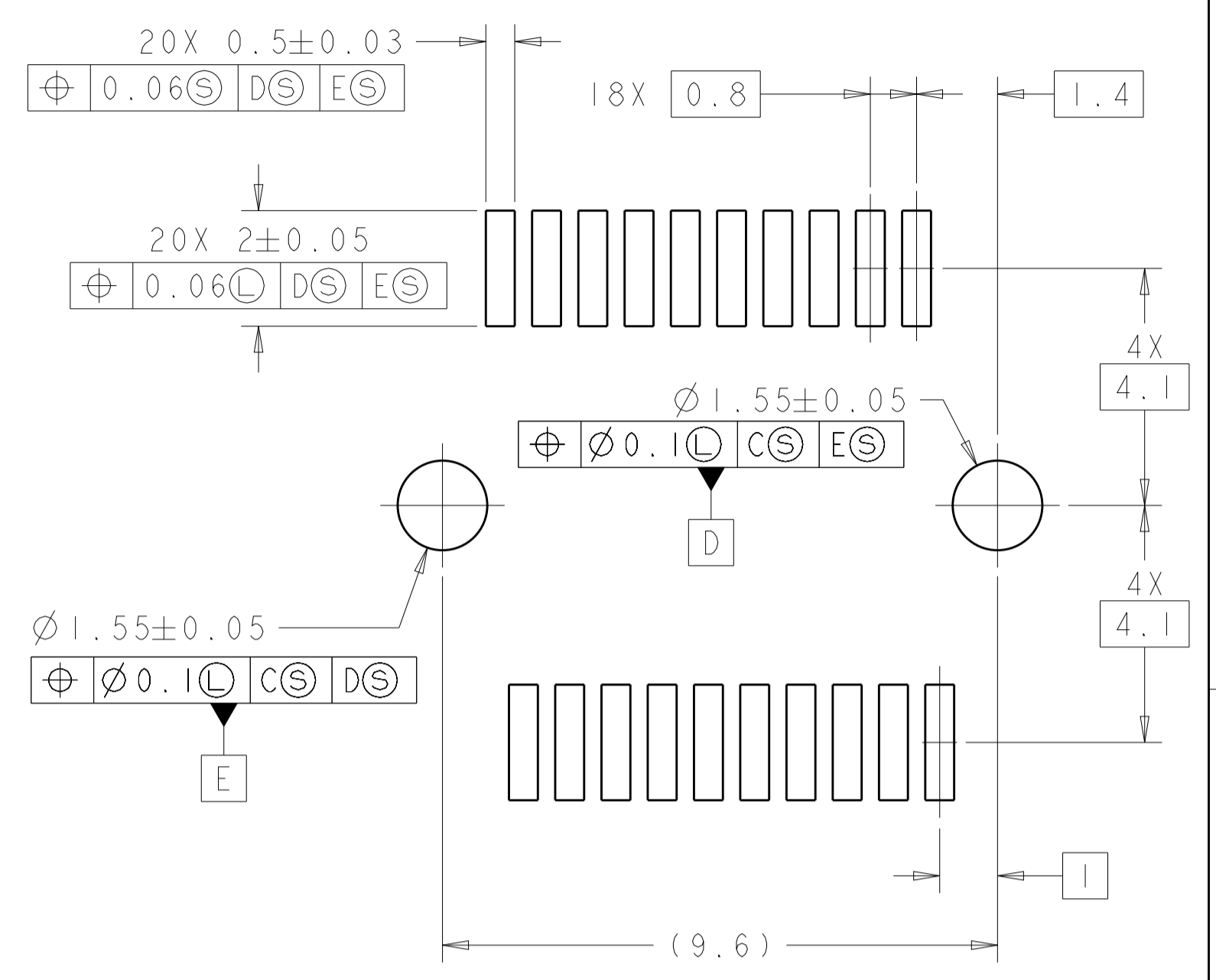
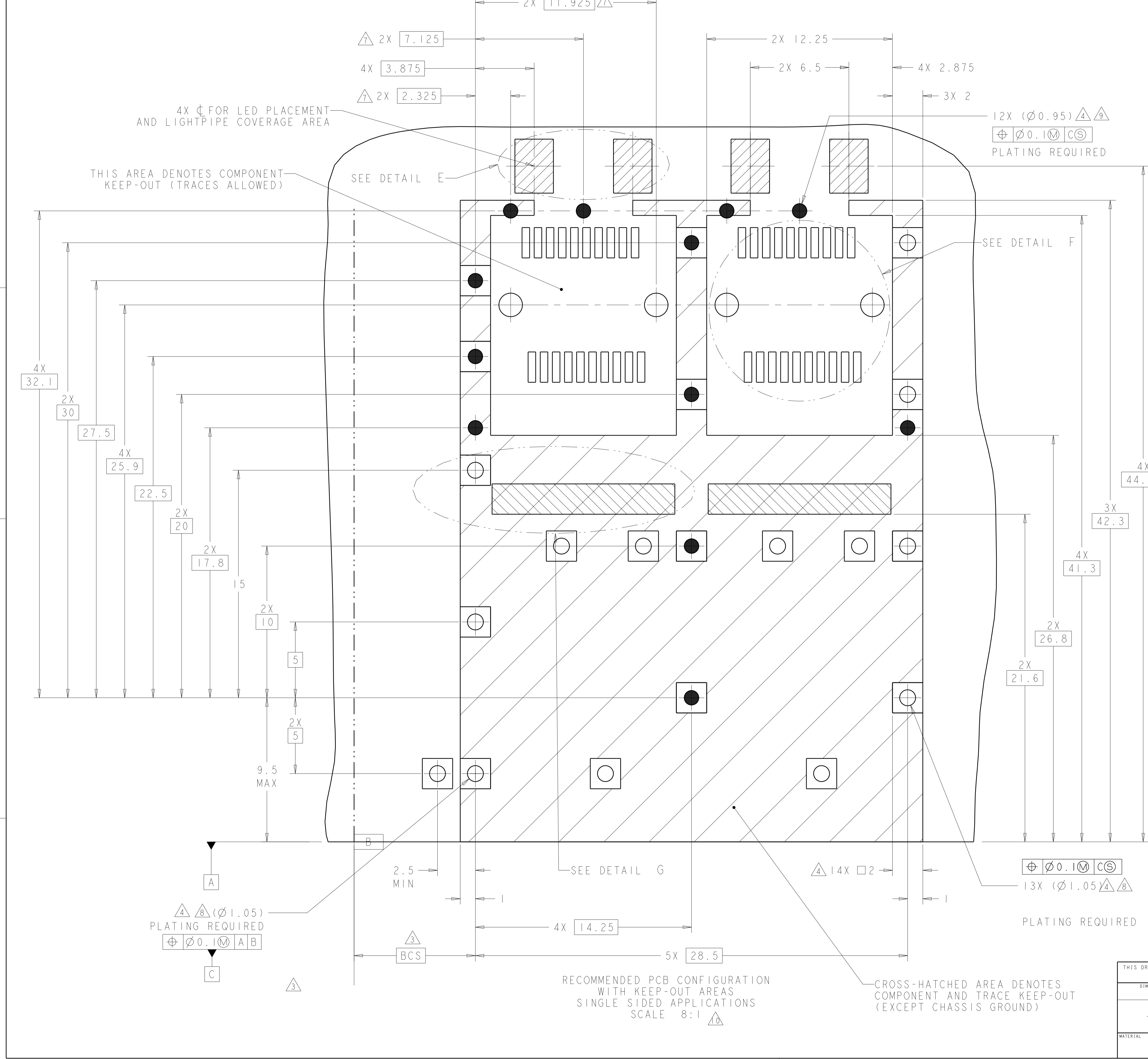
2198225  
 MOUNTED ON PC BOARD  
 SHOWN THRU RECOMMENDED BEZEL



2198225  
 MOUNTED ON PCB  
 SHOWN THRU RECOMMENDED BEZEL

THIS DRAWING IS A CONTROLLED DOCUMENT.		DMN: B. MATTHEWS 14OCT2011	TE Connectivity
DIMENSIONS: mm		CHK: M. SCHMITT 14OCT2011	
TOLERANCES UNLESS OTHERWISE SPECIFIED:		APVD: M. SCHMITT 14OCT2011	NAME: SFP+ ENHANCED 1X2 CAGE ASSEMBLY, PRESS-FIT, EMI GASKET WITH HEATSINK AND LIGHTPIPE
0 PLC ±0.13	1 PLC ±0.1	PRODUCT SPEC 108-2364	SIZE: A1
2 PLC ±0.08	3 PLC ±0.05	APPLICATION SPEC 114-13120	CAGE CODE: 2198225
4 PLC ±0.05	ANGLES ±0.1	WEIGHT	RESTRICTED TO CUSTOMER
MATERIAL	FINISH	RESTRICTED CUSTOMER	SCALE: 5:1 SHEET 2 OF 3 REV: A1

LOC	DIST	REV	DATE	APPD	REV
GP	00				



4X  $\phi$  FOR LED PLACEMENT AND LIGHTPIPE COVERAGE AREA

THIS AREA DENOTES COMPONENT KEEP-OUT (TRACES ALLOWED)

SEE DETAIL E

12X (Ø0.95)  $\Delta$   $\Delta$   
 $\phi$  Ø0.10  $\text{C}$   $\text{S}$   
 PLATING REQUIRED

SEE DETAIL F

DETAIL F  
SCALE 10:1

DETAIL G  
SCALE 10:1

DETAIL E  
SCALE 10:1

$\Delta$   $\Delta$  (Ø1.05)  
 PLATING REQUIRED  
 $\phi$  Ø0.10  $\text{A}$   $\text{B}$

$\Delta$   $\text{BCS}$

$\Delta$  14X  $\square$  2  
 $\phi$  Ø0.10  $\text{C}$   $\text{S}$   
 13X (Ø1.05)  $\Delta$   $\Delta$   
 PLATING REQUIRED

RECOMMENDED PCB CONFIGURATION WITH KEEP-OUT AREAS SINGLE SIDED APPLICATIONS SCALE 8:1  $\Delta$

CROSS-HATCHED AREA DENOTES COMPONENT AND TRACE KEEP-OUT (EXCEPT CHASSIS GROUND)

THIS DRAWING IS A CONTROLLED DOCUMENT.		OWN: B. MATTHEWS 14OCT2011	TE Connectivity
DIMENSIONS: mm		CHK: M. SCHMITT 14OCT2011	
TOLERANCES UNLESS OTHERWISE SPECIFIED:		APPD: M. SCHMITT 14OCT2011	NAME: SFP+ ENHANCED 1X2 CAGE ASSEMBLY, PRESS-FIT, EMI GASKET WITH HEATSINK AND LIGHTPIPE PRODUCT SPEC: 108-2364 APPLICATION SPEC: 114-13120 SIZE: CAGE CODE DRAWING NO: A100779 WEIGHT: C=2198225 RESTRICTED CUSTOMER
0 PLC ±0.13		RESTRICTED TO:	
1 PLC ±0.1		SCALE: 5:1	
2 PLC ±0.08		SHEET: 3 OF 3	
3 PLC ±0.05		REV: A1	
4 PLC ±0.05			
ANGLES ±0.1			
FINISH: #1			