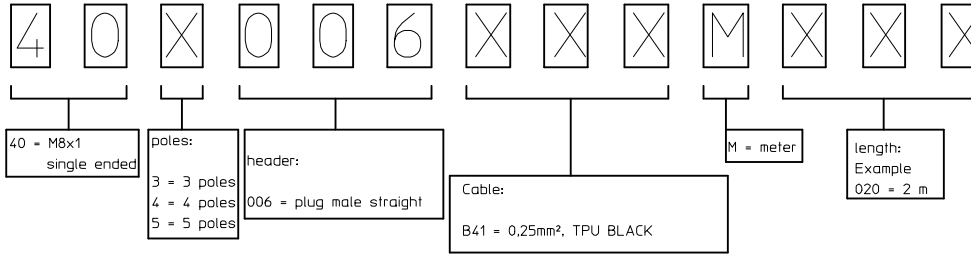


FRONT SIDE VIEWS

M8 3 POLE		M8 4 POLE		M8 5 POLE	
Pin #.	Wire	Pin #.	Wire	Pin #.	Wire
1	Brown	1	Brown	1	Brown
2	-	2	White	2	White
3	Blue	3	Blue	3	Blue
4	Black	4	Black	4	Black
5	-	5	-	5	Grey

NUMERICAL CODE

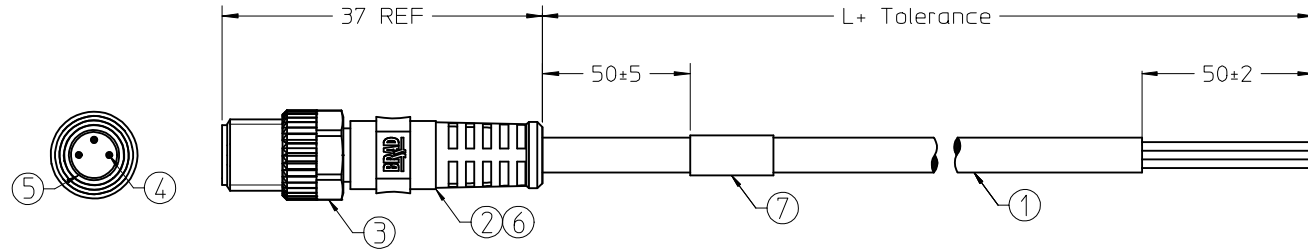


Over	Up to and including	Tolerance (+)
0	1000	+40 0
1000	5000	+60 0
5000	10000	+80 0
10000	20000	+140 0
20000	30000	+160 0
30000	>	+1 % of length

NOTES

Temperatur Range	-25°C/+80°C
Contact Current Rating	3A
Voltage Rating	3 poles 60V 4-5 poles 30V
Protection class	IP 67

MALE STRAIGHT
M8 PLUG



Bill of Materials

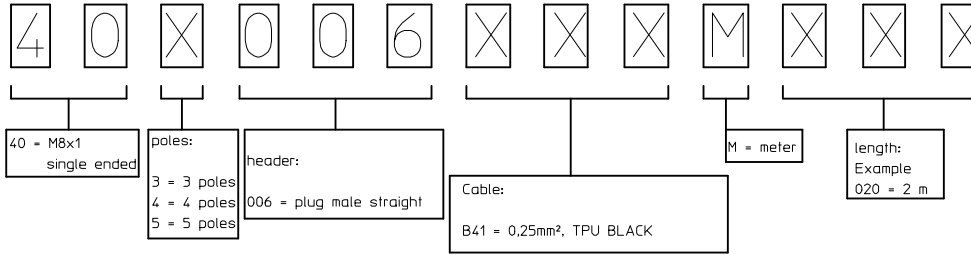
ITEM	QTY.	DESCRIPTION	MATERIAL	FINISH
7	1	LABEL	-	-
6	1	M8 MALE SLEEVE	BRASS	Cu/Ni3
5	1	M8 MALE INSERT	ELASTOLLAN	BLACK
4	X	CONTACT MALE	BRASS	Cu/Ni
3	1	M8 HEX KNU MALE NUT	BRASS	NI3
2	-	MOLDING NATURAL	TPU	BLACK
1	-	CABLE Xx0.25 [mm²]	TPU	BLACK

TITLE BLOCK UPDATED	QUALITY SYMBOLS	GENERAL TOLERANCES (UNLESS SPECIFIED)		DIMENSION STYLE		SCALE	DESIGN UNITS	THIRD ANGLE PROJECTION	
		mm	INCH	MM ONLY	---	METRIC	M		
EC NO: IPG2015-1097 DRW:WSTRASZKIEWI 2014/09/16 CHKD:JMARSZALEK 2014/09/16 APPR:MIWASIECZKO 2015/01/29	DESCRIPTION ▽=0 ∇=0	4 PLACES	± ---	± ---	DRAWN BY	DATE	TITLE CSE M8 XP AC MA STR TPU XM		
		3 PLACES	± ---	± ---	CHECKED BY	DATE			
		2 PLACES	± ---	± ---	JMARSZALEK	2014/06/26			
		1 PLACE	± ---	± ---	APPROVED BY	DATE			
		0 PLACE	± ---	± ---	MIWASIECZKO	2014/07/21			
		ANGULAR ± 1 °		DRAFT WHERE APPLICABLE MUST REMAIN WITHIN DIMENSIONS		MATERIAL NO.	DOCUMENT NO.		SHEET NO.
D	REV	SEE TABLE 1		SIZE A3		THIS DRAWING CONTAINS INFORMATION THAT IS PROPRIETARY TO MOLEX INCORPORATED AND SHOULD NOT BE USED WITHOUT WRITTEN PERMISSION		molex SD-120086-005 1 OF 2	

FRONT SIDE VIEWS

M8 3 POLE		M8 4 POLE		M8 5 POLE	
Pin #.	Wire	Pin #.	Wire	Pin #.	Wire
1	Brown	1	Brown	1	Brown
2	-	2	White	2	White
3	Blue	3	Blue	3	Blue
4	Black	4	Black	4	Black
5	-	5	-	5	Grey

NUMERICAL CODE

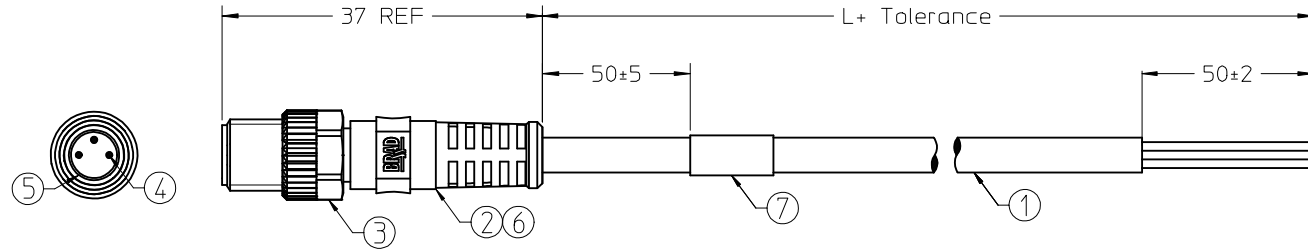


Over	Up to and including	Tolerance (+)
0	1000	+40 0
1000	5000	+60 0
5000	10000	+80 0
10000	20000	+140 0
20000	30000	+160 0
30000	>	+1 % of length

NOTES

Temperatur Range	-25°C/+80°C
Contact Current Rating	3A
Voltage Rating	3 poles 60V 4-5 poles 30V
Protection class	IP 67

MALE STRAIGHT
M8 PLUG



Bill of Materials

ITEM	QTY.	DESCRIPTION	MATERIAL	FINISH
7	1	LABEL	-	-
6	1	M8 MALE SLEEVE	BRASS	Cu/Ni3
5	1	M8 MALE INSERT	ELASTOLLAN	BLACK
4	X	CONTACT MALE	BRASS	Cu/Ni
3	1	M8 HEX KNU MALE NUT	BRASS	Ni3
2	-	MOLDING NATURAL	TPU	BLACK
1	-	CABLE Xx0.25 [mm²]	TPU	BLACK

TITLE BLOCK UPDATED EC NO: IPG2015-1097 DRW:WSTRASZKIEWI 2014/09/16 CHKD:JMARSZALEK 2014/09/16 APPR:MIWASIECZKO 2015/01/29	QUALITY SYMBOLS	GENERAL TOLERANCES (UNLESS SPECIFIED)	DIMENSION STYLE	SCALE	DESIGN UNITS	THIRD ANGLE PROJECTION	
	▽=0 ∇=0	mm INCH	MM ONLY	---	METRIC		
		4 PLACES ± --- ± --- 3 PLACES ± --- ± --- 2 PLACES ± --- ± --- 1 PLACE ± --- ± --- 0 PLACE ± --- ± ---	DRAWN BY DATE WSTRASZKIEWI 2014/06/26 CHECKED BY DATE JMARSZALEK 2014/06/26 APPROVED BY DATE MIWASIECZKO 2014/07/21	TITLE	CSE M8 XP AC MA STR TPU XM		
		ANGULAR ± 1 ° DRAFT WHERE APPLICABLE MUST REMAIN WITHIN DIMENSIONS	MATERIAL NO. SEE TABLE 1	DOCUMENT NO.	molex SD-120086-005		
D	REV	SIZE A3	THIS DRAWING CONTAINS INFORMATION THAT IS PROPRIETARY TO MOLEX INCORPORATED AND SHOULD NOT BE USED WITHOUT WRITTEN PERMISSION				

TABLE 1

MOLEX PN	ENGINEERING No.
1200868631	403006B41M010
1200868632	403006B41M020
1200868633	403006B41M050
1200868634	403006B41M100
1200868635	404006B41M010
1200868636	404006B41M020
1200868637	404006B41M050
1200868638	404006B41M100
1200868639	405006B41M010
1200868640	405006B41M020
1200868641	405006B41M050
1200868642	405006B41M100

CABLE SPECIFICATION

CABLE TYPE	WIRE GAUGE	CABLE JACKET	UL	CSA	static	flexing	drag chain tested	other
B41	0.25mm ²	TPU black	STYLE 21215	yes	-40°C to +90°C 5xD	-25°C to +80°C 7.5xD	5 mio cycles	WELD SLAG RESISTANCE

For Raw Cable Specification see SD-120209-006

TITLE BLOCK UPDATED EC NO: IPG2015-1097 DRW:WSTRASZKIEWI 2014/09/16 CHKD:JMARSZALEK 2014/09/16 APPR:MIWASIECZKO 2015/01/29	DESCRIPTION REV	QUALITY SYMBOLS	GENERAL TOLERANCES (UNLESS SPECIFIED)	DIMENSION STYLE	SCALE	DESIGN UNITS	THIRD ANGLE PROJECTION
		▼=0 ◻=0	mm INCH	MM ONLY	---	METRIC	
		4 PLACES	± --- ± ---	DRAWN BY DATE	TITLE CSE M8 XP AC MA STR TPU XM		
		3 PLACES	± --- ± ---	CHECKED BY DATE			
		2 PLACES	± --- ± ---	JMARSZALEK 2014/07/22			
1 PLACE	± --- ± ---	APPROVED BY DATE					
0 PLACE	± --- ± ---	MIWASIECZKO 2014/07/23					
	ANGULAR ± 1 °	MATERIAL NO.	DOCUMENT NO.	SHEET NO.			
	DRAFT WHERE APPLICABLE MUST REMAIN WITHIN DIMENSIONS	SEE TABLE 1	SD-120086-005	2 OF 2			
		SIZE A3	THIS DRAWING CONTAINS INFORMATION THAT IS PROPRIETARY TO MOLEX INCORPORATED AND SHOULD NOT BE USED WITHOUT WRITTEN PERMISSION				



TABLE 1

MOLEX PN	ENGINEERING No.
1200868631	403006B41M010
1200868632	403006B41M020
1200868633	403006B41M050
1200868634	403006B41M100
1200868635	404006B41M010
1200868636	404006B41M020
1200868637	404006B41M050
1200868638	404006B41M100
1200868639	405006B41M010
1200868640	405006B41M020
1200868641	405006B41M050
1200868642	405006B41M100

CABLE SPECIFICATION

CABLE TYPE	WIRE GAUGE	CABLE JACKET	UL	CSA	static	flexing	drag chain tested	other
B41	0.25mm ²	TPU black	STYLE 21215	yes	-40°C to +90°C 5xD	-25°C to +80°C 7.5xD	5 mio cycles	WELD SLAG RESISTANCE

For Raw Cable Specification see SD-120209-006

TITLE BLOCK UPDATED EC NO: IPG2015-1097 DRW:WSTRASZKIEWI 2014/09/16 CHKD:JMARSZALEK 2014/09/16 APPR:MIWASIECZKO 2015/01/29	QUALITY SYMBOLS	GENERAL TOLERANCES (UNLESS SPECIFIED)		DIMENSION STYLE MM ONLY		SCALE ---	DESIGN UNITS METRIC	THIRD ANGLE PROJECTION		
	▼=0 ▽=0	4 PLACES	± ---	± ---	DRAWN BY	DATE	TITLE CSE M8 XP AC MA STR TPU XM			
		3 PLACES	± ---	± ---	CHECKED BY	DATE				
		2 PLACES	± ---	± ---	JMARSZALEK	2014/07/22				
		1 PLACE	± ---	± ---	APPROVED BY	DATE				
0 PLACE		± ---	± ---	MIWASIECZKO	2014/07/23					
	ANGULAR ± 1 °	DRAFT WHERE APPLICABLE MUST REMAIN WITHIN DIMENSIONS		MATERIAL NO. SEE TABLE 1		DOCUMENT NO. SD-120086-005		SHEET NO. 2 OF 2		
				SIZE A3		THIS DRAWING CONTAINS INFORMATION THAT IS PROPRIETARY TO MOLEX INCORPORATED AND SHOULD NOT BE USED WITHOUT WRITTEN PERMISSION				