KC Series Make & Break Load Switching — 15 kV Relays

KC-14

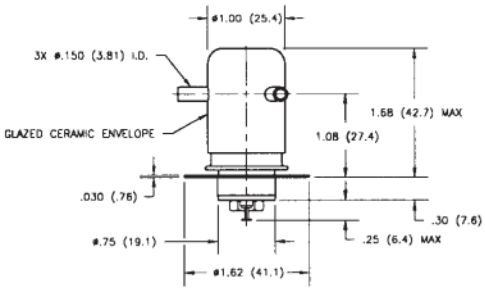

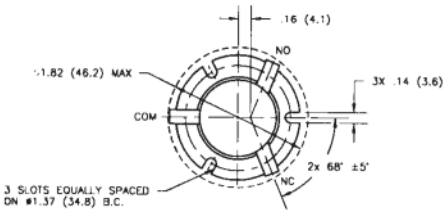

KC-18

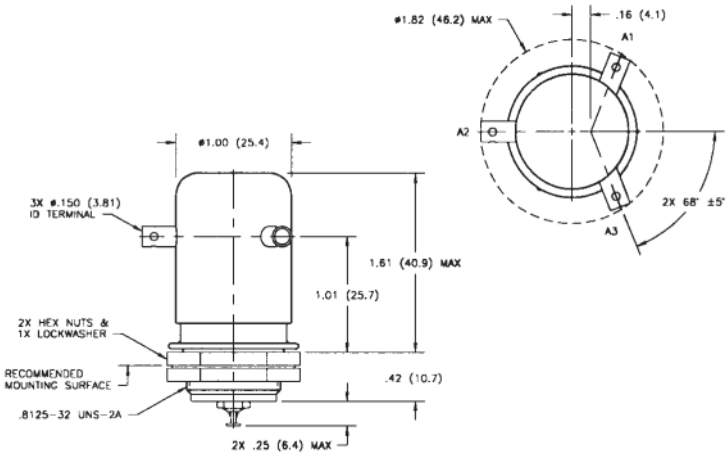

Product Facts for KC-14 and KC-18

- **Specifically designed for load switching applications**
- **Can power switch and isolate loads**
- **Replaces KILOVAC KC-8 and KC-12**
- **Meets requirements of MIL-R-83725**

*Hot Switching, Resistive Load Life

Voltage	Current	Load Life Operations
330 Vdc	17 Amps	10,000
330 Vdc	5 Amps	100,000
5,000 Vdc	2 Amps	100,000
10,000 Vdc	1 Amps	50,000

*Ratings are for normally open contacts only. No testing has been performed on normally closed contacts.

Product Specifications for KC-14 and KC-18

Contact Arrangement — SPDT

Contact Form — C

Test Voltage, DC or 60 Hz (Peak) — 17 kV

Rated Operating Voltage (Peak) — DC or 60 Hz — 15 kV

Continuous Carry Current, Max. — DC or 60 Hz — 30 A
Coil Hi-Pot (Vrms, 60 Hz) — 500 A

Contact Capacitance —
Between Open Contacts — 0.5 pF
Open Contacts to Ground — 1 pF

Contact Resistance, Max. — 0.025 ohm

Operate Time, Max. — 15 ms

Release Time, Max. — 9 ms

For factory-direct application assistance, dial 800-253-4560, ext. 2055, or 805-220-2055.

Shock, 11ms, 1/2 Sine (Peak) — 50 g

Vibration —
Peak — 10 g (55 to 500 Hz)

Operating Ambient Temperature Range — -55°C to +125°C

Mechanical Life — 1 million cycles

Weight, Nominal — 85 g (3 oz.)

Coil Data

Volts, Nominal DC	12 V	26.5 V	115 V
Pickup, Max.	8 Vdc	16 Vdc	80 Vdc
Dropout	.5-5 Vdc	1-10 Vdc	5-50 Vdc
Coil Resistance (±10%)	48 Ω	180 Ω	2900 Ω

Ratings listed are for 25°C, sea level conditions

Ordering Information

Sample Part Number ▶ **KC- 18 /12Vdc**

Series:

Model:
14 18

Coil Voltage:
Blank = 26.5 Vdc /12Vdc = 12 Vdc /115Vdc = 115 Vdc

Catalog 5-1773450-5
Revised 3-13

www.te.com

Dimensions are shown for reference purposes only. Specifications subject to change.

Dimensions are in millimeters unless otherwise specified.

USA: +1 800 522 6752
Asia Pacific: +86 0 400 820 6015
UK: +44 800 267 666

For additional support numbers please visit www.te.com