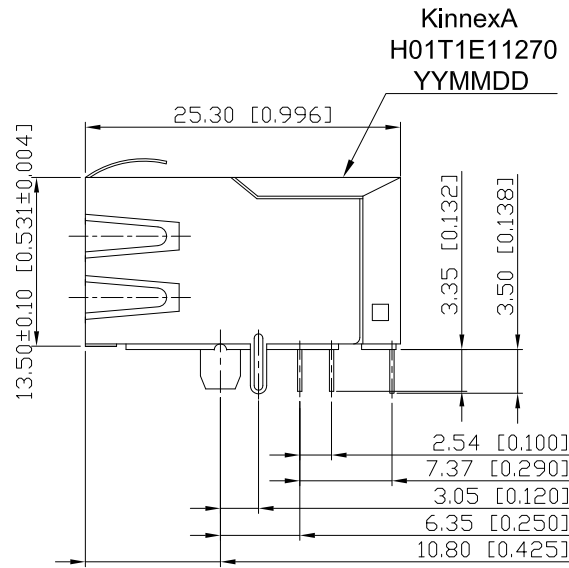
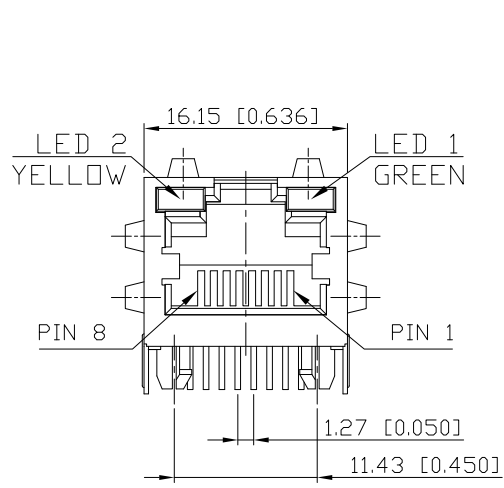
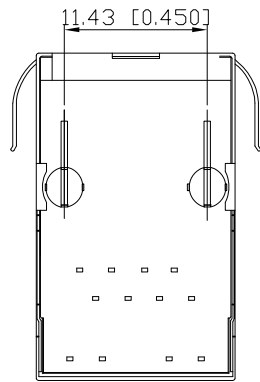


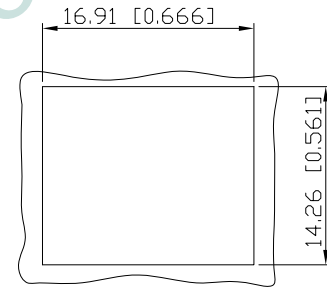
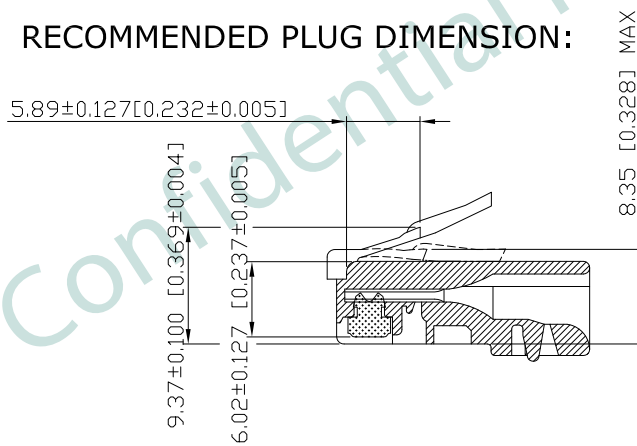
1. MECHANICAL DIMENSIONS :



- NOTES:
- MATERIAL:
HOUSING: PBT POLYESTER UL94V-0, MIXED GLASS FIBER, STANDARD COLOR-BLACK
CONTACTS: PHOS-BRONZE PLATED WITH 6μ" GOLD ON CONTACT AREA, TIN IN SOLDER AREA, AND UNDERPLATED WITH NICKEL IN ALL AREA.
SHIELD: COPPER ALLOY, PLATED WITH NICKEL.
 - OPERATING TEMPERATURE: 0°C~+70°C
 - CAVITY CONFORMS TO FCC RULES AND REGULATIONS PART 68, SUBPART F.
 - UNSPECIFIED TOLERANCE: .XX ±0.25[0.010]
.X ±0.30[0.012]



RECOMMENDED PLUG DIMENSION:

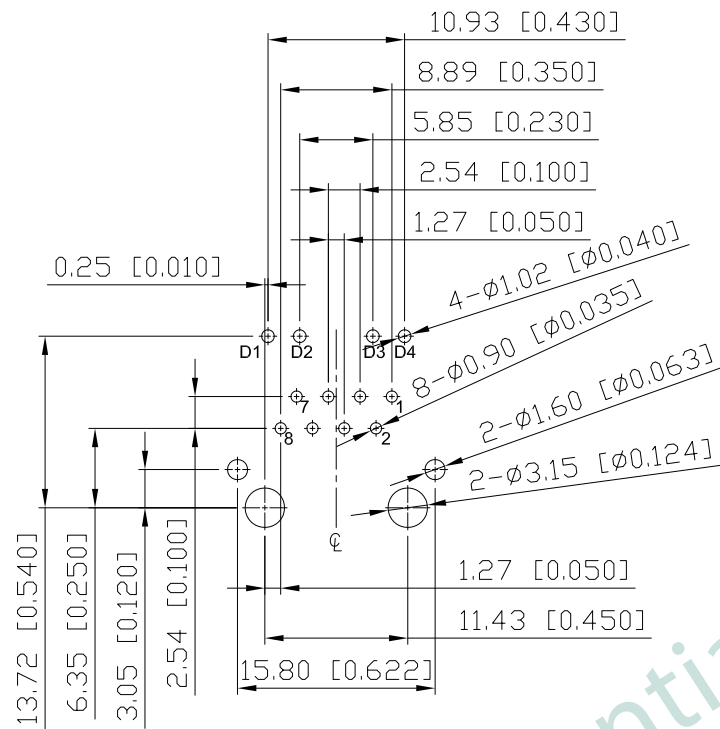


RECOMMENDED PANEL CUTOUT DIMENSION

PART NO		KRH-01T-1-E11-270		
TITLE	RJ45 W/10/100 TRANSFORMER, W/LED, SHIELDED			
REV : A				
UNIT	DRAWN	CHKD	DATE	SHEET
mm[inch]	RYAN	LED	Mar. 24, '14	1 of 3

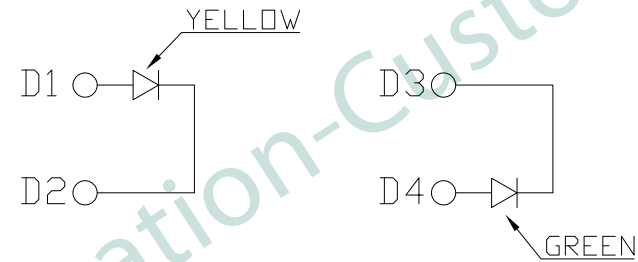
2. PCB LAYOUT :

3. LED CONFIGURATION :



SUGGESTED PCB LAYOUT
(TOP VIEW)

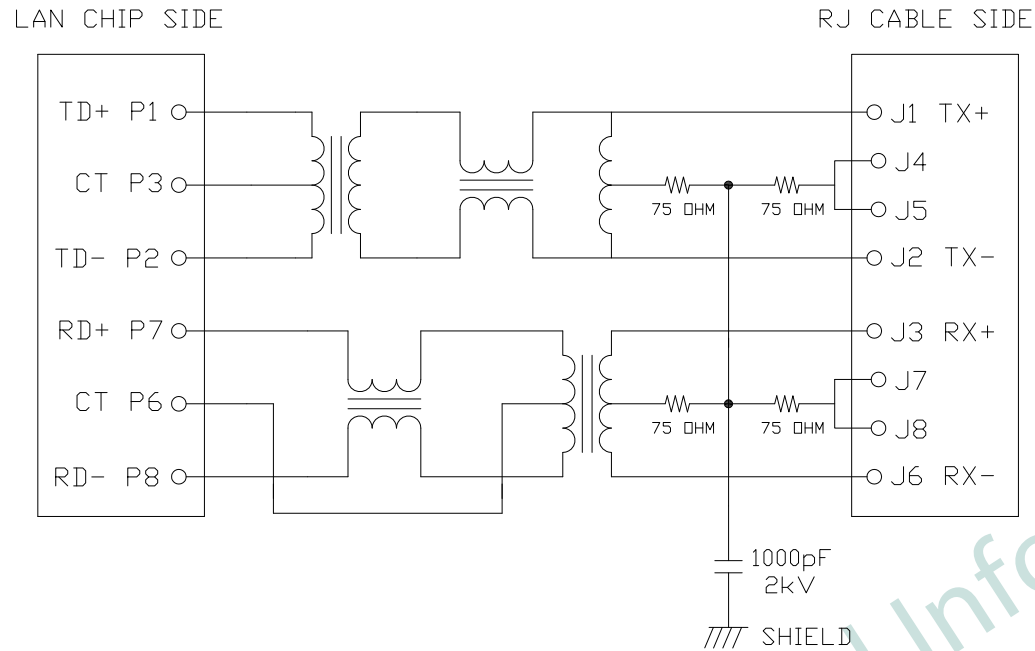
孔規檢驗 ◎ DIMENSIONAL TOLERANCE: .XX ±0.08[0.003]



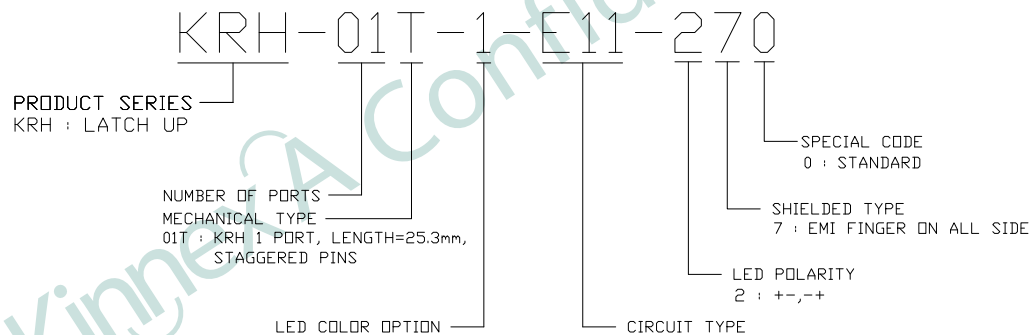
PART NO		KRH-01T-1-E11-270		
TITLE	RJ45 W/10/100 TRANSFORMER, W/LED, SHIELDED			
REV : A				
UNIT	DRAWN	CHKD	DATE	SHEET
mm[inch]	RYAN	LED	Mar. 24, '14	2 of 3

3. SCHEMATIC :

4. ELECTRICAL CHARACTERISTICS :



- TR:
INPUT TO OUTPUT=1:1±3%
- LX:(100KHz,100mV,8mA, DC Bias)
350uH MINIMUM
- DCR:
EVERY RJ PAIR=1.2Ω MAXIMUM
- HIPOT:
INPUT TO OUTPUT PIN: 1500 VAC/60SEC
- INSERTION LOSS:
-0.8dB MAXIMUM AT 0.3MHz TO 100MHz;
-1.2dB MAXIMUM AT 100MHz TO 125MHz
- RETURN LOSS:
-20dB MINIMUM AT 1MHz TO 10MHz;
-16dB MINIMUM AT 30MHz;
-12dB MINIMUM AT 60MHz TO 100MHz;
- CROSS TALK:
-40dB MINIMUM AT 1MHz TO 10MHz
-35dB MINIMUM AT 30MHz TO 60MHz
-30dB MINIMUM AT 60MHz TO 100MHz
- COMMON TO COMMON MODE REJECTION:
-30dB MINIMUM AT 300KHz TO 100MHz



PART NO		KRH-01T-1-E11-270		
TITLE	RJ45 W/10/100 TRANSFORMER, W/LED, SHIELDED			
REV : A				
UNIT	DRAWN	CHKD	DATE	SHEET
mm[inch]	RYAN	LED	Mar. 24, '14	3 of 3