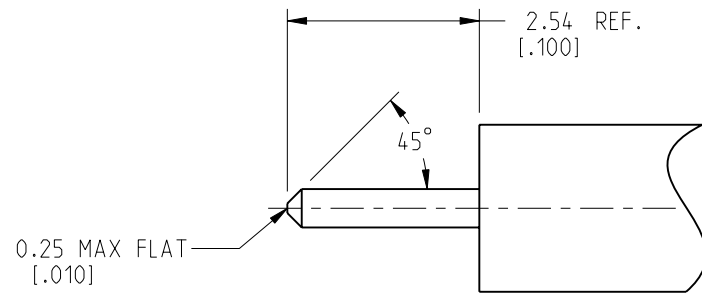


NOTES:

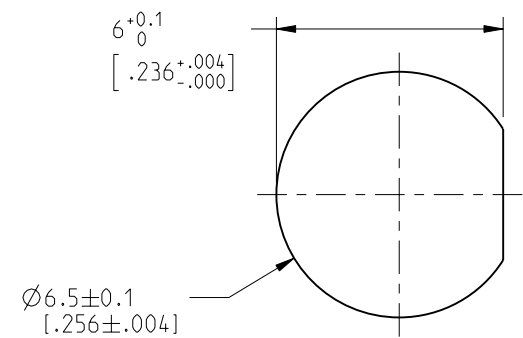
- 1. MATERIALS AND FINISHES:
 BODY - STAINLESS STEEL, GOLD PLATING
 SOLDER NUT - STAINLESS STEEL, GOLD PLATING
 CONTACTS - BERYLLIUM COPPER, GOLD PLATING
 INSULATOR - ULTEM 1000, NATURAL
 HEX NUT - STAINLESS STEEL, PASSIVATED
 LOCKWASHER - STAINLESS STEEL, PASSIVATED
 - 2. ELECTRICAL:
 A. IMPEDANCE: 50 OHM
 B. FREQUENCY RANGE: DC - 40 GHz
 C. VSWR(RETURN LOSS): 1.30:1 (-17.5 dB) MAX.
 D. DIELECTRIC WITHSTANDING VOLTAGE: 600 VRMS, MIN.
 - 3. MECHANICAL:
 A. DURABILITY: 500 CYCLES MIN.
 B. TEMPERATURE RANGE: -65° C TO +165° C
 - 4. PACKAGING:
 A. QUANTITY: SINGLE PACK
 B. MARKING: PACKAGING TO BE MARKED:
 "AMPHENOL RF, 292-100J-52S & DATE CODE"
 - 5. CABLE ASSEMBLY INSTRUCTIONS:
 A. TRIM CABLE TO DIMENSIONS SHOWN.
 B. INSERT CABLE INTO SOLDER NUT AND
 SOLDER TO CABLE OUTER CONDUCTOR.
- ▴ CABLE ENTRY DIMENSIONS

7. MAX PANEL THICKNESS: 3.88
[.153]

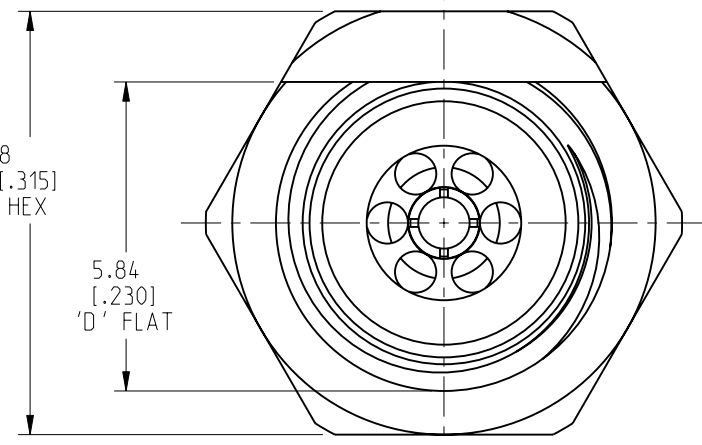
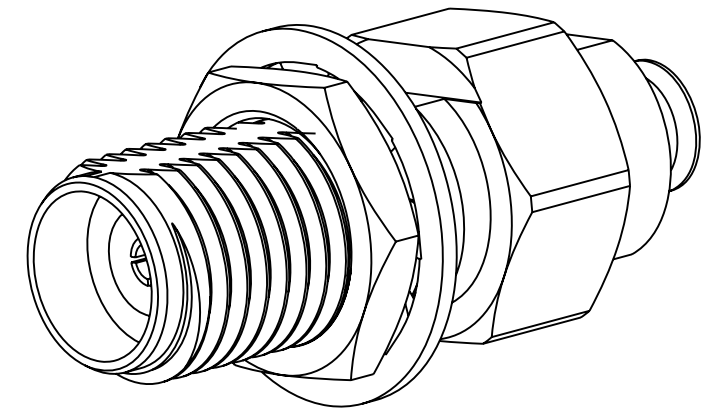
REVISIONS				
REV	DESCRIPTION	DATE	ECN	APPR
A	RELEASE TO MFG.	03-Nov-20	15377	SH



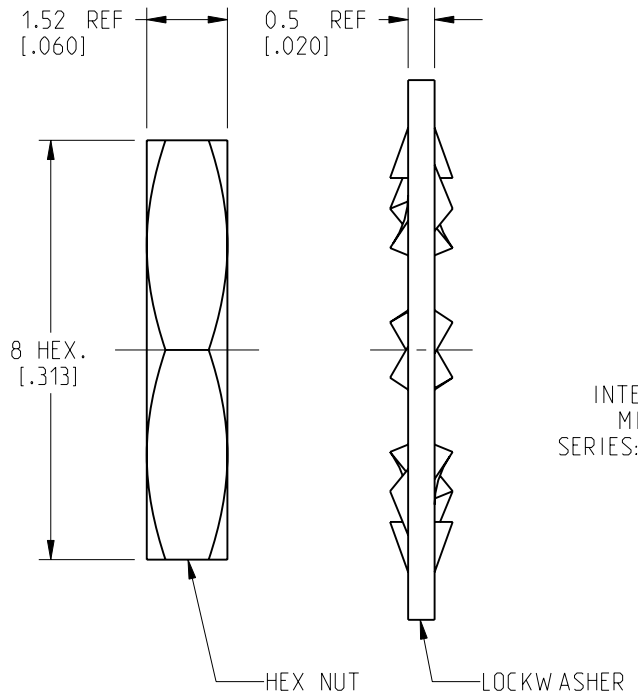
RECOMMENDED CABLE STRIPPING DIMENSIONS



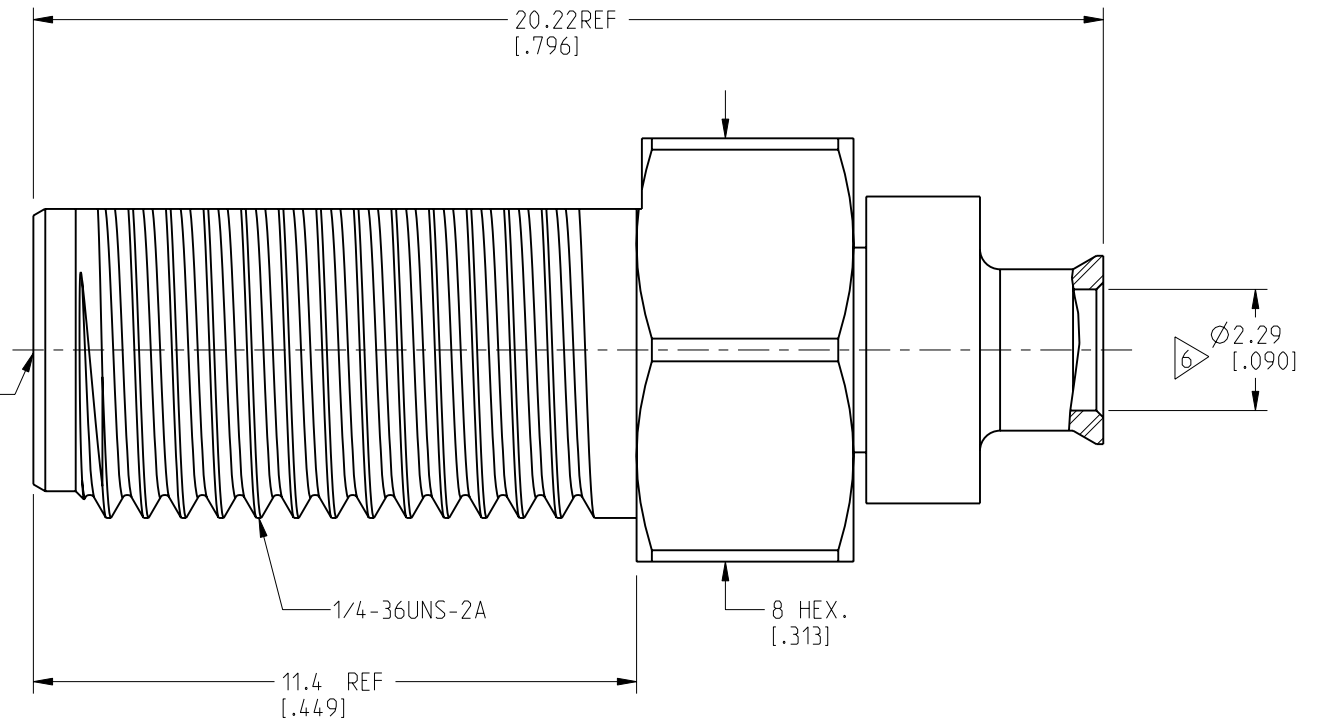
RECOMMENDED MOUNTING HOLE



THIS VIEW WITHOUT LOCK WASHER & HEX NUT



INTERFACE PER MIL-STD-348 SERIES: SMK JACK



CUSTOMER OUTLINE DRAWING
ALL OTHER SHEETS ARE FOR INTERNAL USE ONLY

NOTICE: These drawings, specifications, or other data (1) are, and remain the property of Amphenol corp. (2) must be returned upon request; and (3) are confidential and not to be disclosed to any person other than those to whom they are given by Amphenol Corp. The furnishing of these drawings, specifications, or other data by Amphenol Corp., or to any other person to anyone for any purpose is not to be regarded by implication or otherwise in any manner licensing, granting rights to permitting such holder or any other person to manufacture, use or sell any product, process or design, patented or otherwise, that may in any way be related to or disclosed by said drawings, specifications, or other data.		UNLESS OTHERWISE SPECIFIED DIMENSIONS ARE METRIC (INCHES) AND TOLERANCES ARE: <0.5mm = ±0.05mm [-0.020 = ±0.002] >0.5 - 6mm = ±0.1mm [-0.020 - 0.236 = ±0.004] >6.00 - 30mm = ±0.2mm [-0.236 - 1.181 = ±0.008] >30.00 - 120mm = ±0.3mm [-1.181 - 4.725 = ±0.012]		MATERIAL SEE NOTES		TITLE 2.92MM BULKHEAD JACK FOR RG-405 OR .086" CONFORMABLE		Amphenol RF	
THIRD ANGLE PROJ.	REFERENCE 131-8654	EAR# 7647	ANGLES = ±1°		ENGINEER M.ZHANG	DATE 27-Oct-20	SHEET NO. 2 OF 2	SCALE: 7.0:1.0	SIZE B
DRAWING NO. 292-100J-52S							REV A		
ITEM NO. 292-100J-52S									
PART NO. 292-100J-52S									