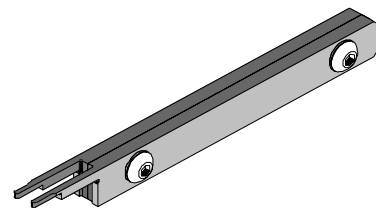




Extractor Tool Instruction Sheet Order No. 63813-0400 Mini-Fit Sr. Terminal



This tool is a hand tool designed to extract the male and female Mini-Fit Sr. terminals (42815 and 42817 Series) from their appropriate housings. This tool measures 9.5mm (.38") square by 101.6 mm (4.0") long and weights about .050 kg (1.7 oz).

OPERATION:

1. Remove the TPA
2. Insert the tool into the housing as shown in Figure 1.
3. Use the slots located inside of the housing to guide the extraction tool into the housing.
4. Continue to insert the tool until tabs on the sides of the housing are pushed aside (tool bottoms). Male terminal is shown in Figure 2, the alignment for the female is the same.
5. Gently pull the wire out of the housing once the tabs are pushed apart.

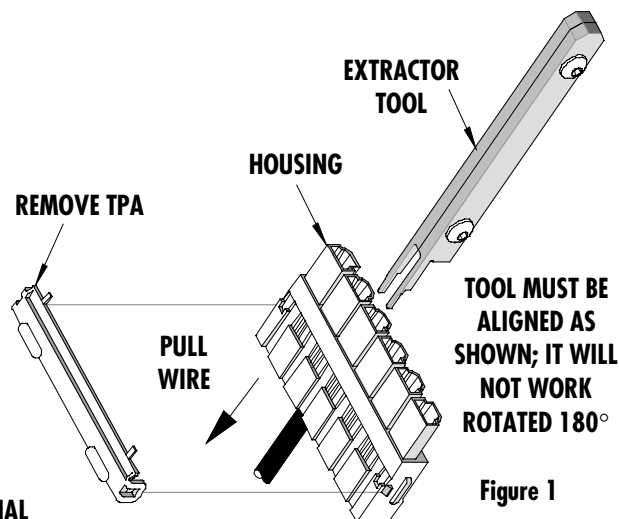


Figure 1

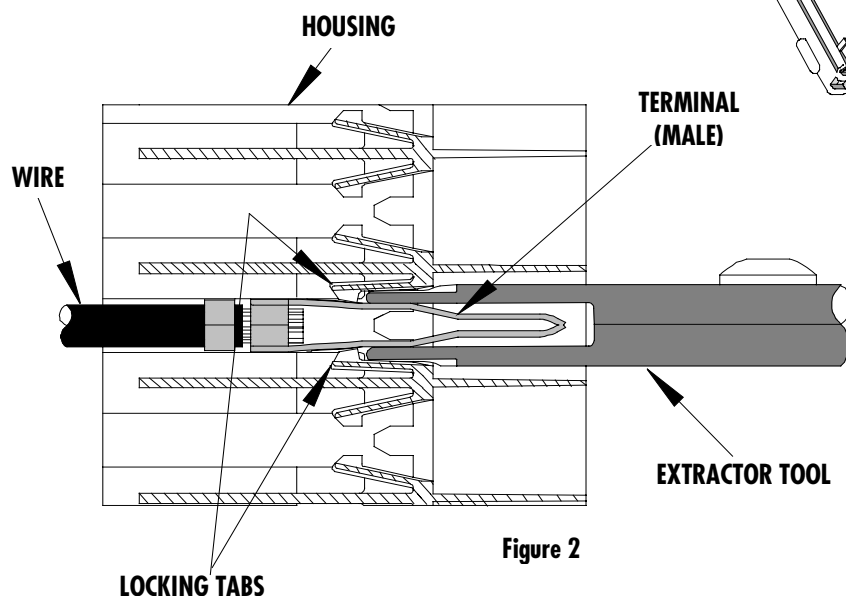


Figure 2

Molex Application Tooling Group

2200 Wellington Court
Lisle, IL 60532
Tel: (630) 969-4550
Fax: (630) 505-0049

Visit our Web site at <http://www.molex.com>