THIS DRAWING IS UNPUBLISHED. RELEASED FOR PUBLICATION -,- .
© COPYRIGHT - By - ALL RIGHTS RESERVED.

LOC	DIST
AD	47

REVISIONS

P	LTR	DESCRIPTION	DATE	DWN	APVD
	B1	REVISED PER ECO-12-007590	22JUL12	KH	MH

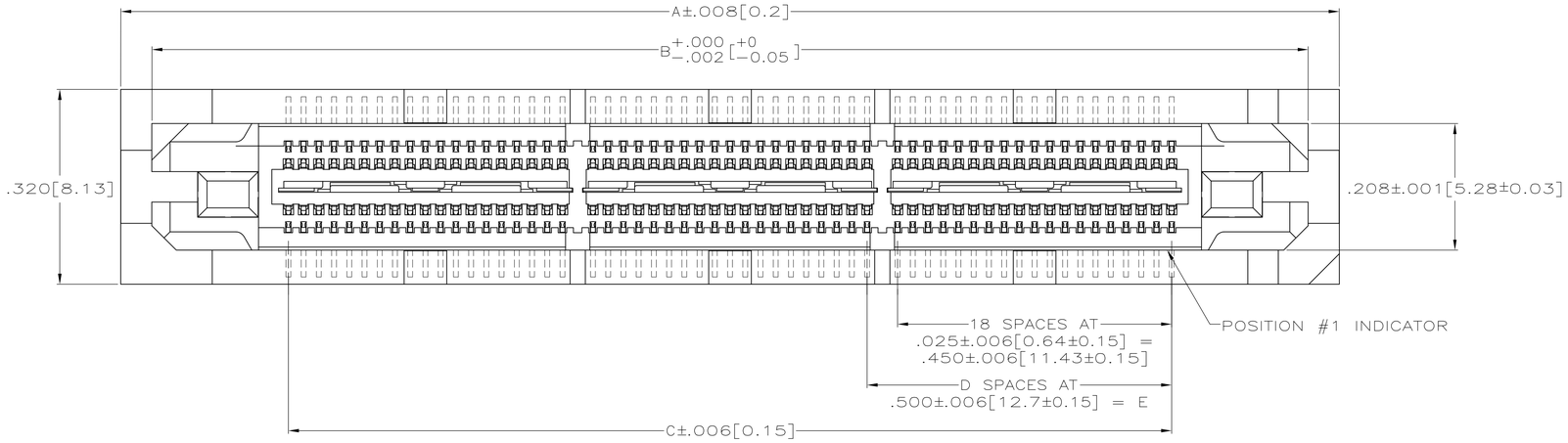

1. HOUSING: LIQUID CRYSTAL POLYMER, COLOR BLACK. CONTACTS: HIGH RELIABILITY COPPER ALLOY. GROUND BUSSES: BRASS, UNS C26000
2. CONTACTS & GROUND BUSES: NICKEL UNDERPLATE ALL OVER, MATING SURFACE PLATED TO MEET LEVEL 1 PERFORMANCE REQUIREMENTS OF TE PRODUCT SPECIFICATION 108-1422, SOLDER TAILS PLATED MATTE TIN.
3. DATE CODE MARKED IN AREA INDICATED ON SAME SIDE AS POSITION #1.
4. ONE GROUND BUS WITH 5 TAILS PER EACH MODULE.
5. THIS ASSEMBLY HAS A VACUUM PICK-UP COVER PLACED ON CENTER OF HOUSING AND IS PACKAGED IN EXTRUDED TUBES.
6. OBSOLETE

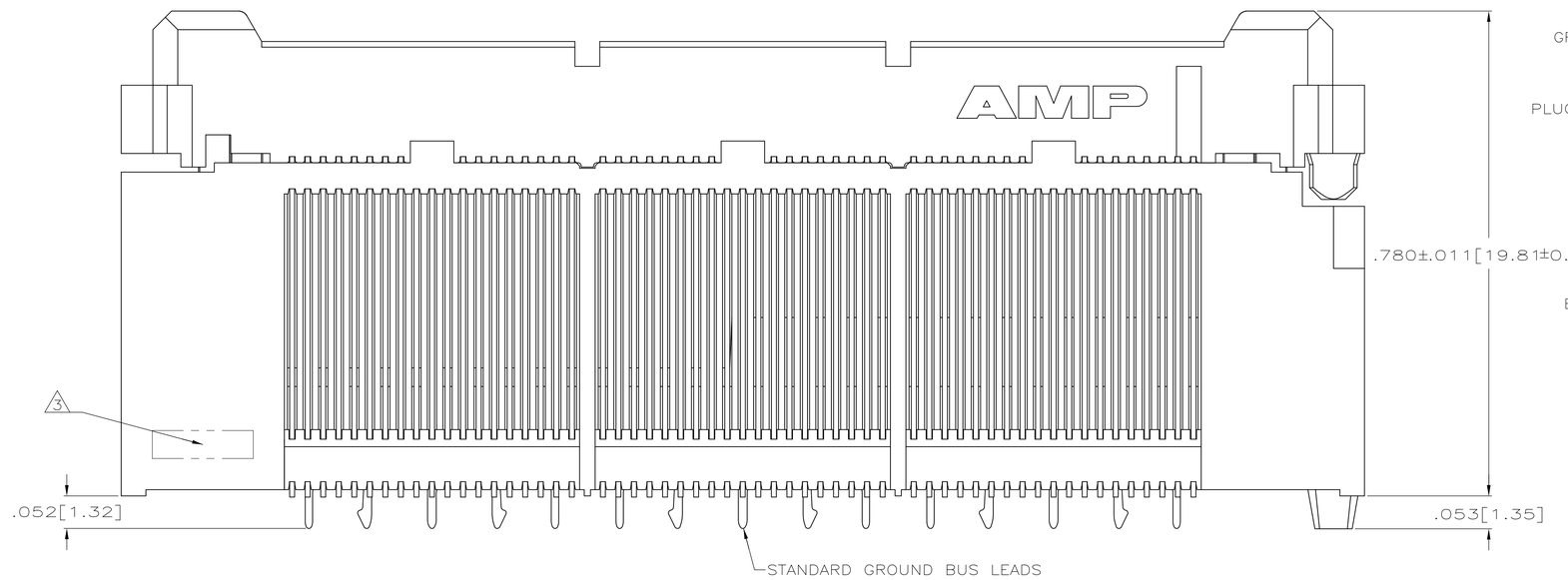

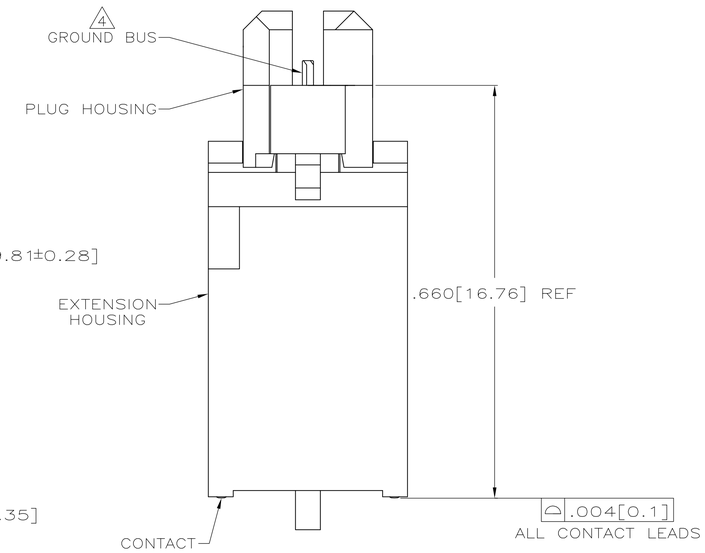

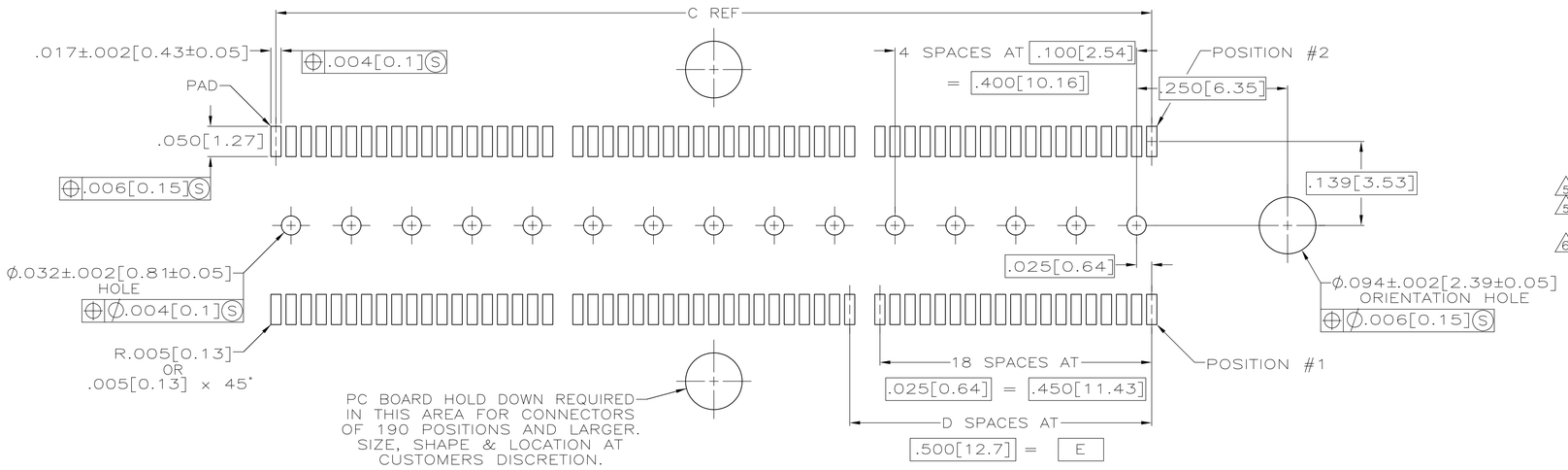

RECOMMENDED PC BOARD LAYOUT
(VIEWED FROM CONNECTOR SIDE)

	E	D	C	B	A	NO OF POS	PART NUMBER
5	2.000[50.8]	4	2.450[62.23]	2.898[73.61]	3.000[76.2]	190	1-5767032-9
5	.500[12.7]	1	.950[24.13]	1.398[35.51]	1.500[38.1]	76	1-5767032-6
	3.000[76.2]	6	3.450[87.63]	3.898[99]	4.000[101.6]	266	5767032-7
6	2.500[63.5]	5	2.950[74.93]	3.398[86.31]	3.500[88.9]	228	5767032-6
	2.000[50.8]	4	2.450[62.23]	2.898[73.61]	3.000[76.2]	190	5767032-5
	1.500[38.1]	3	1.950[49.53]	2.398[60.91]	2.500[63.5]	152	5767032-4
	1.000[25.4]	2	1.450[36.83]	1.898[48.21]	2.000[50.8]	114	5767032-3
	.500[12.7]	1	.950[24.13]	1.398[35.51]	1.500[38.1]	76	5767032-2
	.000[0]	0	.450[11.43]	.898[22.81]	1.000[25.4]	38	5767032-1

THIS DRAWING IS A CONTROLLED DOCUMENT.

DIMENSIONS: INCHES

TOLERANCES UNLESS OTHERWISE SPECIFIED:
0 PLC ± -
1 PLC ± -
2 PLC ± -
3 PLC ± .005[0.13]
4 PLC ± -
ANGLES ± -

MATERIAL 1 FINISH 2

DWN G. ATTADIA 25 OCT 04
CHK D. DIXON 25 OCT 04
APVD D. DIXON 25 OCT 04
PRODUCT SPEC 108-1422
APPLICATION SPEC 114-11004
WEIGHT -

TE Connectivity

NAME PLUG ASSEMBLY, .788[20.02] VERTICAL, .025[0.64] CENTER LINE, MICTOR

SIZE A1 | CAGE CODE 00779 | DRAWING NO C-5767032 | RESTRICTED TO -

CUSTOMER DRAWING | SCALE 1:1 | SHEET 1 OF 1 | REV B1

4805 (3/11)