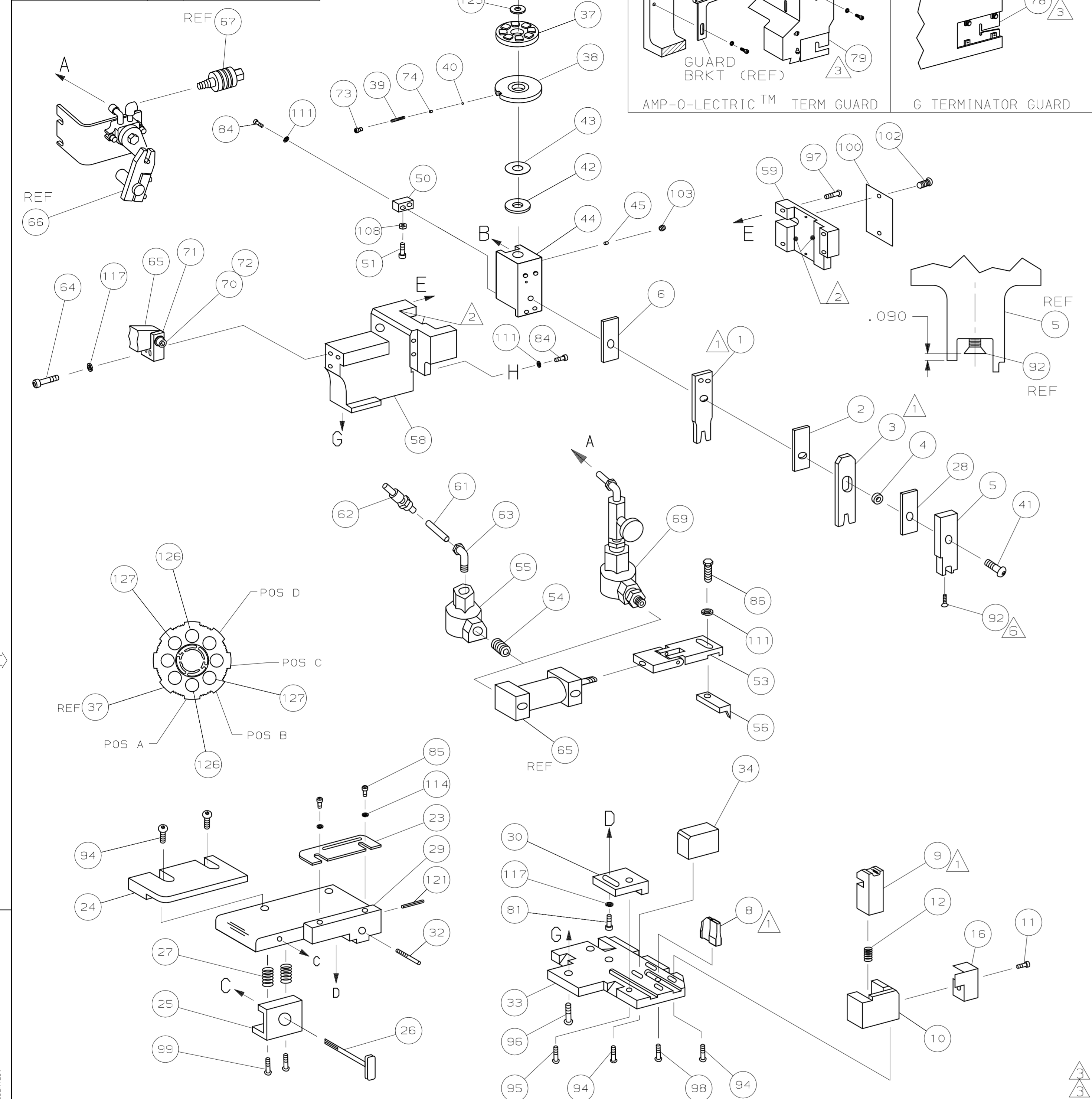


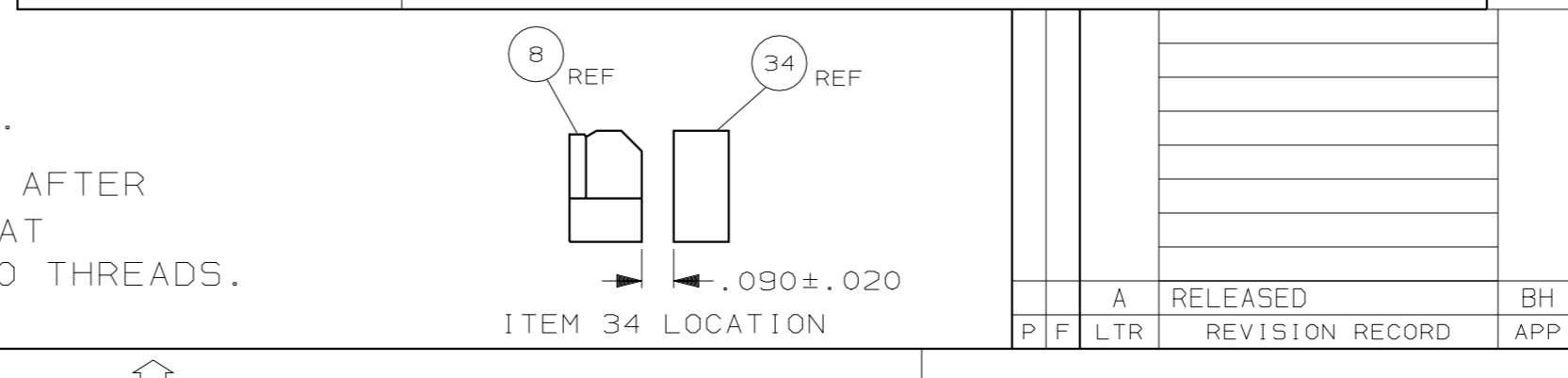
PART NUMBER	REV	FIRST USED
1852126-1	A	122500-1
1852126-2	A	565435-5
1852126-3	A	354500-1



- ① RECOMMENDED SPARE PARTS.
- ② GREASE LIGHTLY.
- ③ GUARD MUST BE IN PLACE WHEN OPERATING APPLICATOR IN A BENCH MACHINE.
- ④ SEE DRAWING FOR COMPONENTS
- ⑤ THIS APPLICATOR APPLIES TERMINAL WITH A SEAL.
- ⑥ APPLY TORQ-SEAL IN ALLEN SOCKET TO FILL HOLE AFTER FLAT HD HAS BEEN ADJUSTED TO CORRECT HEIGHT AT QUALIFICATION. APPLY PN 1-23419-5 LOC-TITE TO THREADS.

TERMINAL NAME: TERMINAL, P-NUT SOCKET					
1326857		AMP TERMINAL	AMP CRIMP SPECS		
PAD LTR	CRIMP HEIGHT	WIRE SIZE			
A	.049 ±.002 [1.24 ±0.05mm]	18 AWG			
B	.047 ±.002 [1.19 ±0.05mm]	20 AWG			
C	NOT	USED			
D	NOT	USED			
CRIMP	SIZE	TYPE	RANGE		
WIRE	.072 [1.83mm]	F	20-18		
INSUL	.125 [3.18mm]	0	.110 MAX		
WIRE STRIP LENGTH	TERM APPL SPEC	FEED	APPL INSTRUCTION	SET UP GAGE	LAYOUT
.119-.134	NONE	.750	408-8040	458637-1	-

QTY	REQD	PER	ASSY	PART NO	DESCRIPTION	ITEM NO	
1	1	1	-	A	4-21028-0	PIN,SLT SPR(Ø.093x.75)ST GDE PL	121
1	1	1	-	A	21024-5	WASHER, LOCK (#10)ADJ BLOCK	117
2	2	2	-	A	21024-2	WASHER, LOCK (#4)FRONT STP GUIDE	114
4	4	4	-	A	21024-4	WASHER, LOCK (#8)STRIPPER	111
1	1	1	-	A	21018-5	NUT, HEX (NO. 6) HOLDDOWN	108
1	1	-	-	A	992031-1	PIN, CLEVIS	104
1	1	1	-	A	21009-2	SCR,SKT SET(1/4-20x.25 LW)RAM	103
2	2	2	-	A	21017-2	SCR,DRIVE (#2x.19) ID PLATE	102
1	1	1	-	B	461264-1	PLATE, IDENTIFICATION	100
2	2	2	-	A	3-21002-0	SCR,BHC (10-32x.88)DRAG	99
1	1	1	-	A	22733-8	SCR,BHC (8-32x.38 LW)ANVIL	98
4	4	4	-	A	2-21002-9	SCR,BHC (10-32x.75)CAP	97
3	3	3	-	A	2-22733-8	SCR,BHC (1/4-20x.62)H5G	96
1	1	1	-	A	2-21002-7	SCR,BHC (10-32x.50)SG ADJ BLK	95
6	6	6	-	A	2-21002-2	SCR,BHC (8-32x.50) TERM H DWN	94
1	1	1	-	A	1-21003-9	SCR,FHC (6-32x.38) DEP	92
1	1	-	-	A	7-21000-9	SCR,SHC (4-40x.19)STRIPPER	90
1	1	1	-	A	2-22603-0	SCR,HEX HD(8-32x.31)FEED FINGER	86
2	2	2	-	A	1-21000-3	SCR,SHC (4-40x.25)FR ST GUIDE	85
3	3	3	-	A	2-21000-7	SCR,SHC (8-32x.50)STRIPPER	84
1	1	1	-	A	3-21000-4	SCR,SHC (10-32x.38)SG ADJ BL	81
-	1	-	-	B	462992-7	GUARD ASSY	79
REF	-	-	-	B	679532-1	INSERT, GUARD	78
1	1	1	-	A	690603-1	SPRING, ASSIST	74
1	1	1	-	A	23030-1	SCR,SHC (6-32x.25 SL) INS DISC	73
1	1	1	-	A	3-21001-5	SCR,SHC (3/8-16X1.00)AIR FEED	72
1	1	1	-	B	459610-1	MOUNT, FEED BRACKET	71



QTY	REQD	PER	ASSY	PART NO	DESCRIPTION	ITEM NO	
1	1	1	-	A	21024-8	WASHER, LOCK 3/8	70
-	1	-	-	C	692655-5	AIR FEED VALVE ASSY	69
-	REF	-	-	A	24042-2	VALVE, SHUT OFF	67
-	REF	-	-	C	692655-6	AIR FEED VALVE ASSY	66
1	1	1	-	B	461065-1	AIR FEED ASSY (1 INCH)	65
2	2	2	-	A	3-21000-9	SCR,SHC (10-32x1.00)AIR ASSY	64
1	-	1	-	A	980285-2	ELBOW, SWIVEL 1/8 NPT - 1/4 T	63
1	-	1	-	A	23238-1	QUICK DISCONNECT	62
21.00	-	21.00	IN	A	27319-4	TUBING, POLY-FLO Ø.25	61
1	1	1	-	C	454220-1	CAP, RAM	59
1	1	1	-	D	454485-1	HOUSING	58
1	1	1	-	B	694433-8	PAWL, FEED	56
1	-	1	-	A	22374-7	VALVE, QUICK EXHAUST	55
1	-	1	-	A	22304-1	NIPPLE, HEX	54
1	1	1	-	B	461062-1	FEED FINGER ASSY	53
1	1	1	-	A	811242-2	BUMPER, HOLDDOWN	51
1	1	1	-	A	690753-1	SPACER, TONKER	50
1	1	1	-	A	690191-1	PLUG, NYLON	45
1	1	1	-	C	455673-1	RAM	44
1	1	1	-	A	690125-1	WASHER, LAMINATED	43
1	1	1	-	A	690124-1	WASHER, RAM	42
1	1	1	-	A	7-21002-9	BOLT, CRIMPER (5/16x1.00)	41
1	1	1	-	A	23241-6	BALL, STEEL	40
1	1	1	-	A	690170-1	SPRING, COMPRESSION	39
1	1	1	-	C	1-690142-0	DISC, INSULATION	38
1	1	1	-	D	354777-1	DISC, WIRE	37
1	1	1	-	A	22480-5	WASHER, SPRING	36
1	1	1	-	B	690212-1	POST, RAM	35
1	1	1	-	B	690786-6	SUPPORT, TERMINAL	34
1	1	1	-	D	455675-1	PLATE, BASE	33
1	1	1	-	A	690432-3	SCREW, ADJUSTMENT	32
1	1	1	-	B	455689-1	BLOCK, STRIP GUIDE ADJ	30
1	1	1	-	C	455671-1	PLATE, STRIP GUIDE	29
1	1	1	-	C	455888-8	SPACER, FRONT SHEAR DEP	28
2	2	2	-	A	1-22282-3	SPRING, DRAG	27
1	1	1	-	B	690546-1	LEVER, DRAG RELEASE	26
1	1	1	-	B	240792-1	DRAG, TERMINAL	25
1	1	1	-	D	1-690440-2	GUIDE, STRIP (REAR)	24
1	1	1	-	A	693855-1	GUIDE, STRIP (FRONT)	23
-	-	1	-	B	690472-2	STRIPPER	22
1	1	-	-	A	679218-1	STRIPPER WIRE STOP ASSY	20
1	1	-	-	B	458949-1	STRIPPER	19
1	1	1	-	B	318563-1	GUARD, CHIP, FRONT	16
1	1	1	-	A	5-22280-0	SPRING, SHEAR	12
1	1	1	-	B	690461-2	STOP, SHEAR	11
1	1	1	-	C	1-690459-0	HOLDER, SHEAR (FRONT)	10
1	1	1	-	C	318707-1	SHEAR, FLOAT (FRONT)	9
1	1	1	-	C	3-1633116-2	ANVIL	8
1	1	1	-	C	455888-3	SPACER, CRIMPER	6
1	1	1	-	C	318701-1	DEPRESSOR, SHEAR (FRONT)	5
1	1	1	-	B	1-238011-0	SPACER, BLOCK CRIMPER	4
1	1	1	-	C	1-1583690-0	CRIMPER, INSULATION	3
1	1	1	-	C	455888-9	SPACER, CRIMPER	2
1	1	1	-	C	2-1633305-4	CRIMPER, WIRE	1

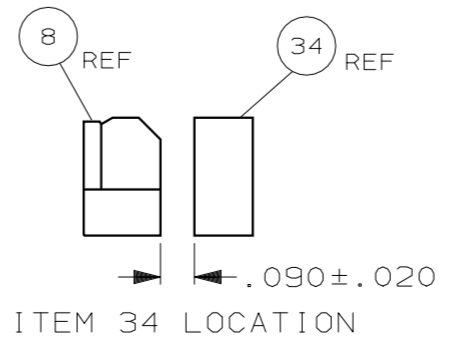
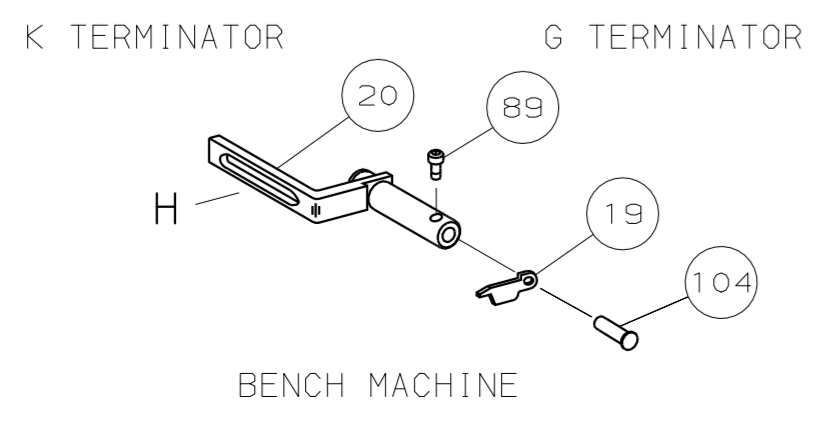
QTY REQD PER ASSY		PARTS LIST	
-3	-2	-1	U/M
DWG SIZE	PART NO	DESCRIPTION	ITEM NO

THIS DRAWING IS A CONTROLLED DOCUMENT.

20

THIS DRAWING IS UNPUBLISHED. RELEASED FOR PUBLICATION BY AMP INCORPORATED. ALL RIGHTS RESERVED. COPYRIGHT 20

LOC	A
DIST	66



RELEASED	BH	SEPOS
REVISION RECORD	APP	DATE

DIMENSIONS IN INCHES. DO NOT SCALE PRINT. TOLERANCES UNLESS OTHERWISE SPECIFIED. 2 PLC DEC ±.25 3 PLC DEC ±. 4 PLC DEC ±- ANGLES ±- SURF TEXTURE: REMOVE BURRS, BREAK SHARP EDGES R.015 MAX

MATL	HT TR	FIN
DR B.HIGMAN	30SEPOS	APP T.ELBIN
CHK	REL	
NAME: SIDE FEED HDM APPLICATOR		
SCALE	DWG NO	MACHINE REF
	1852126	MINI APPL
CAGE CODE	00779	RESTRICTED TO