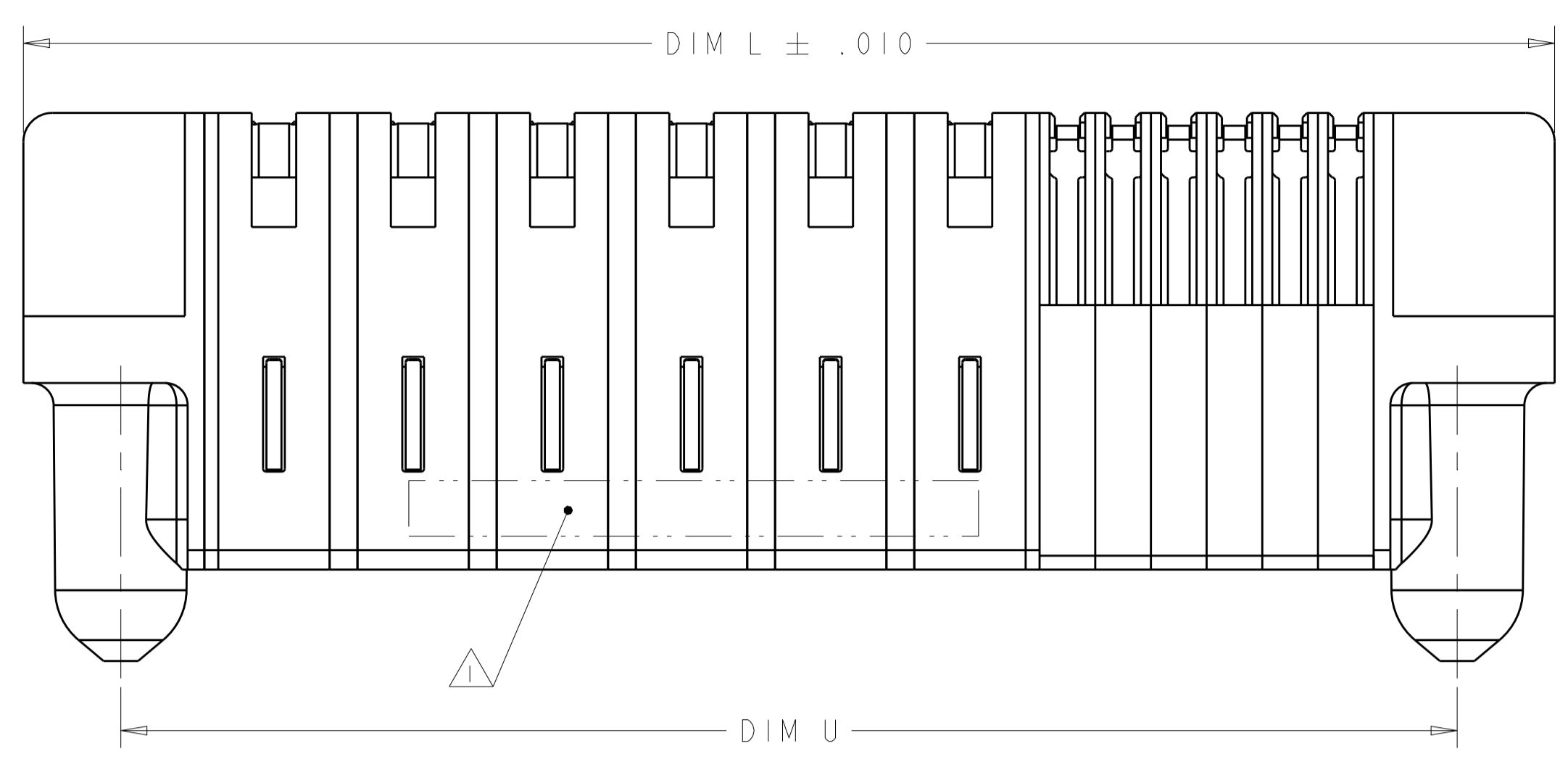
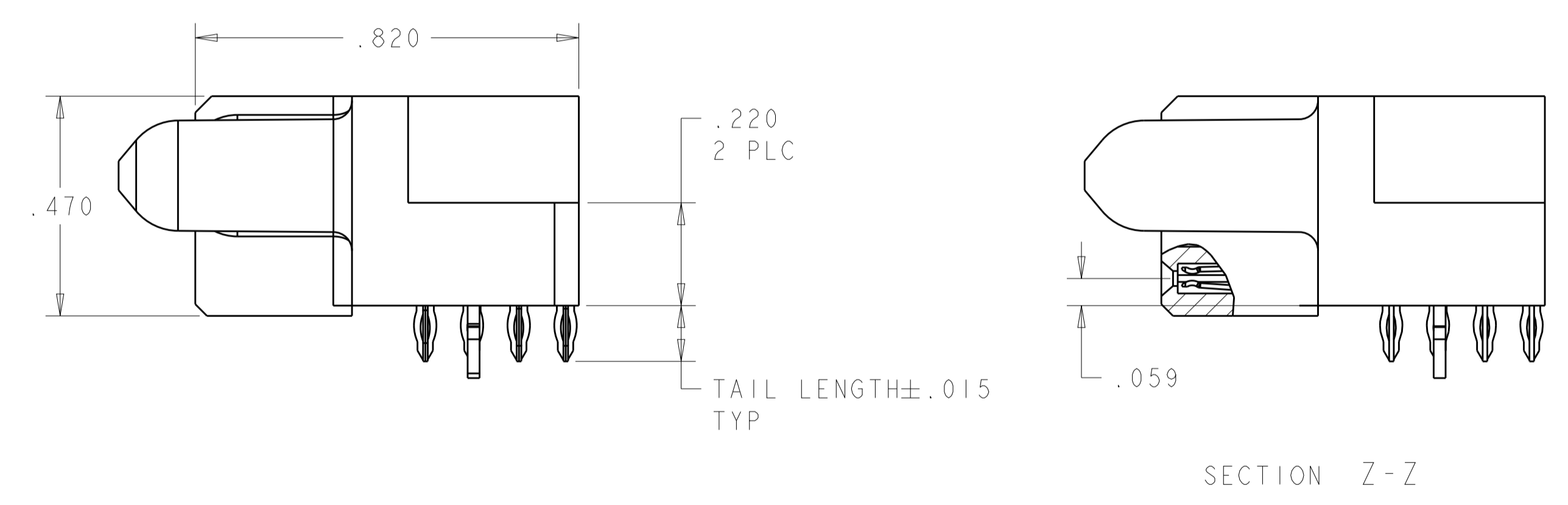
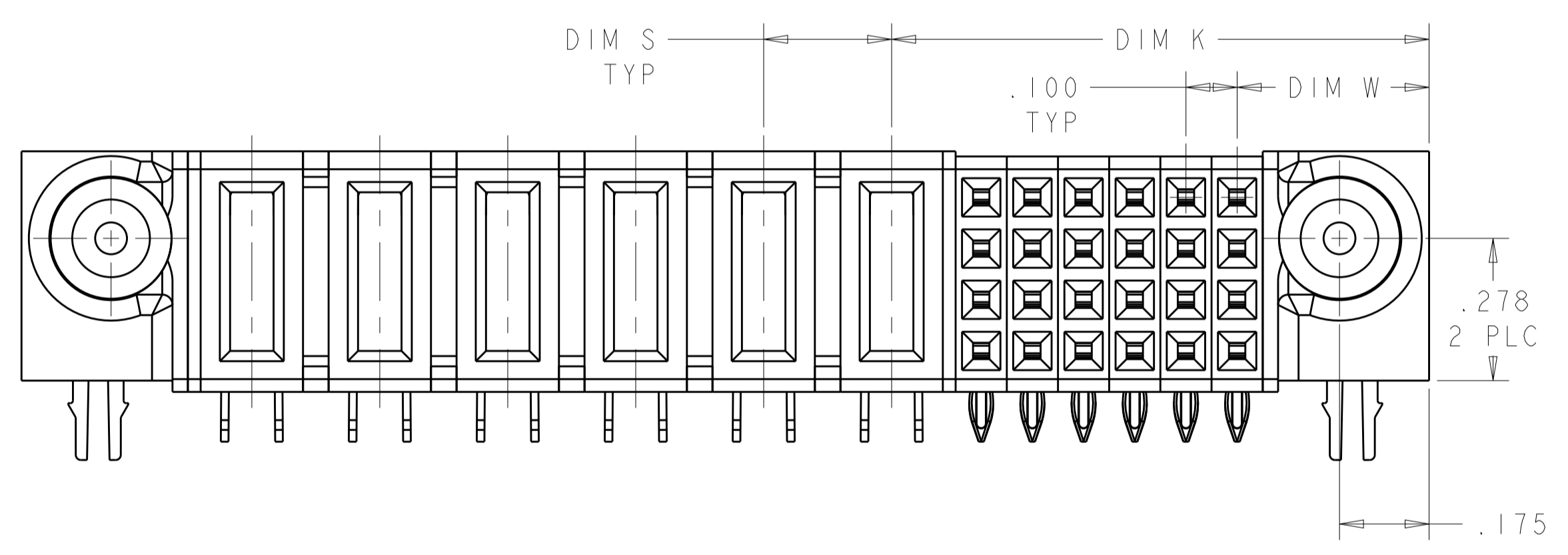


LOC		DIST		REVISIONS			
ES	00	P	LTN	DESCRIPTION	DATE	DMN	APVD
		E2		REV PER ECR-12-015720	11SEP2012	CZ	SZ
		E3		REV PER ECR-13-004638	20MAR2013	ML	SZ



- 1 "AMP", PART NUMBER AND DATE CODE TO BE MARKED
- 2 MATERIAL: HOUSING - GLASS FILLED HIGH TEMP THERMO PLASTIC, UL94 V-0.
 SIGNAL CONTACT - HIGH CONDUCTIVITY COPPER ALLOY
 POWER CONTACT - HIGH CONDUCTIVITY COPPER ALLOY
- 3 CONTACT PLATING:
 NOBLE METAL PLATED ON THE CONTACT FUNCTIONAL AREA
 OF POWER AND SIGNAL CONTACTS.
- 4 MECHANICAL CONNECTOR KEEP OUT ZONE.
- 5 DATUM AND BASIC DIMENSIONS ESTABLISHED BY CUSTOMER.
- 6 PCB - ALL HOLE DIAMETERS ARE FINISHED HOLE SIZES
- 7 PCB - .0453±.0010 DRILLED HOLES PLATED WITH .0003 MIN Sn
 OVER .001 TO .003 Cu PLATING TO ACHIEVE A .040 DIAMETER HOLE



E2	.119	.375	1.600	.250	1.950	.750	12S + 4P	6450561-8
	.119	.375	4.650	.250	5.000	2.050	64S + 11P	6450561-7
	.165	.375	1.500	-	1.850	-	48S	6450561-5
	.119	.425	1.200	-	1.550	-	32S	6450561-4
	.119	.375	2.400	.250	2.750	1.050	24S + 6P	6450561-3
	TAIL LENGTH	DIM W	DIM U	DIM S	DIM L	DIM K	DESCRIPTION	PART NUMBER

THIS DRAWING IS A CONTROLLED DOCUMENT. DMN: CECILY.ZHOU 05JUL06
 CHK: S.ZHAO 05JUL06
 APVD: S.YAO

STE TE Connectivity

NAME: RIGHT ANGLE RECEPTACLE ASSEMBLY
 MULTI-BEAM XL

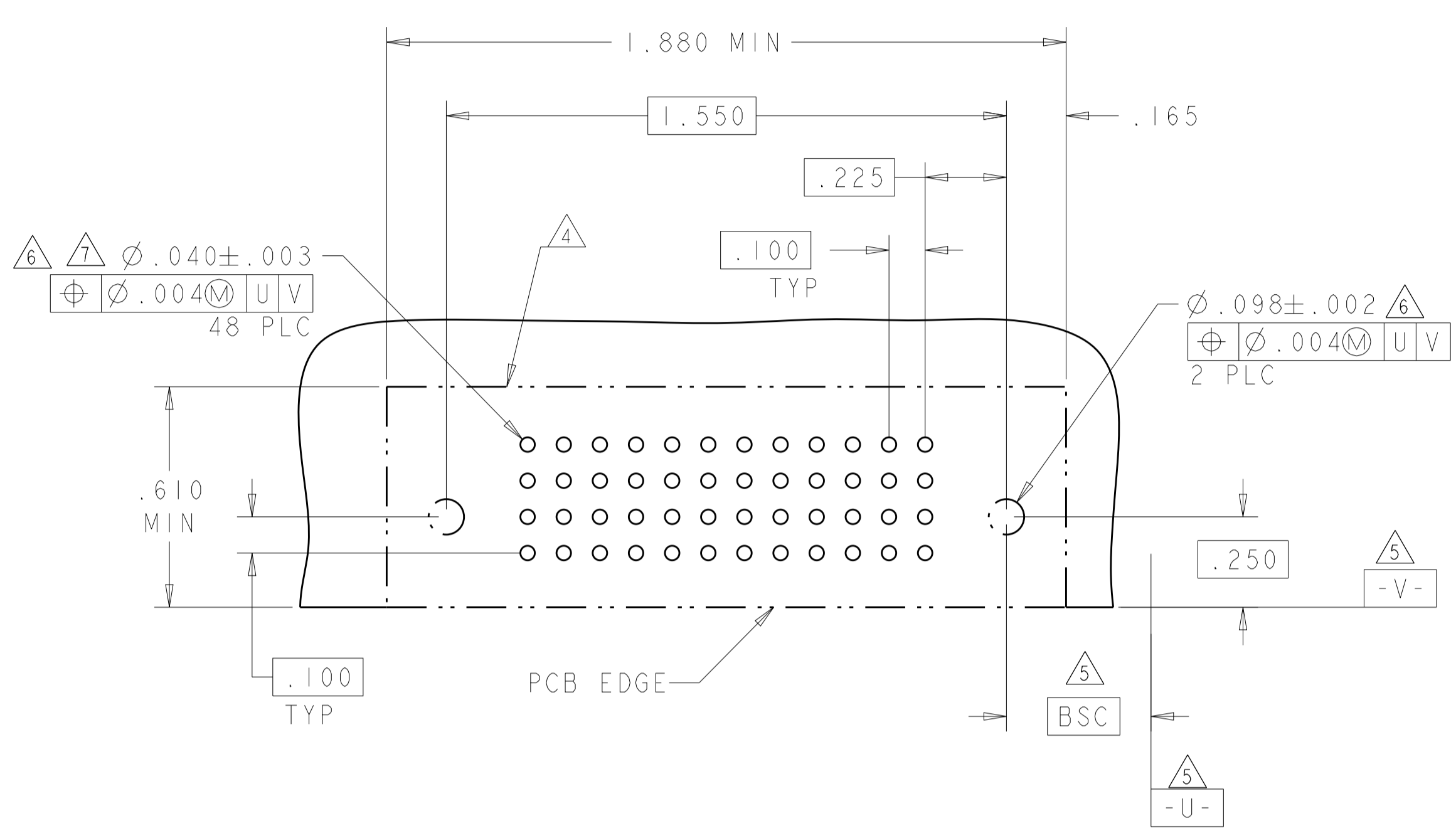
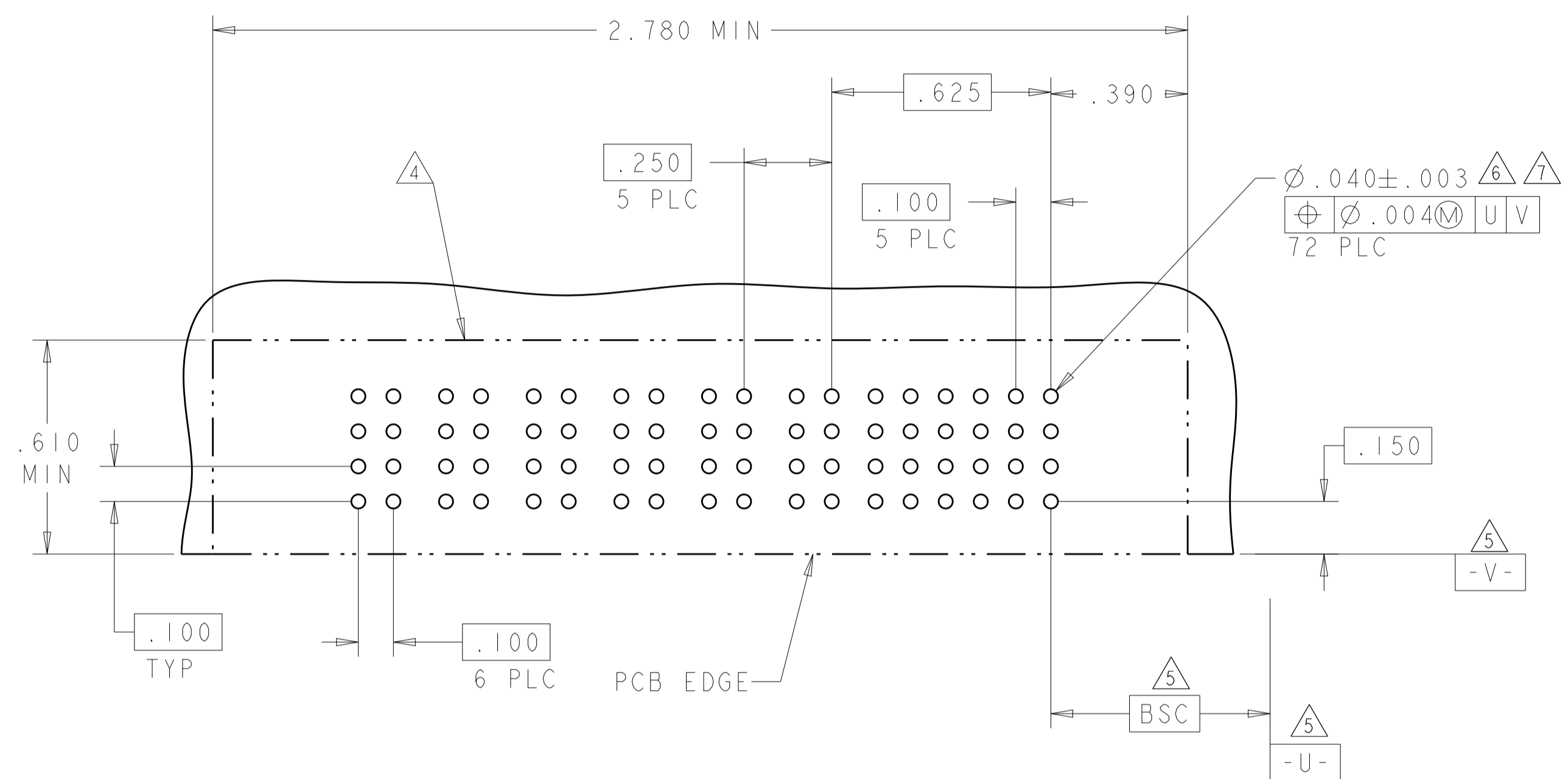
PRODUCT SPEC: 108-1973
 APPLICATION SPEC: 114-13038

SIZE: 114-13038
 WEIGHT: -

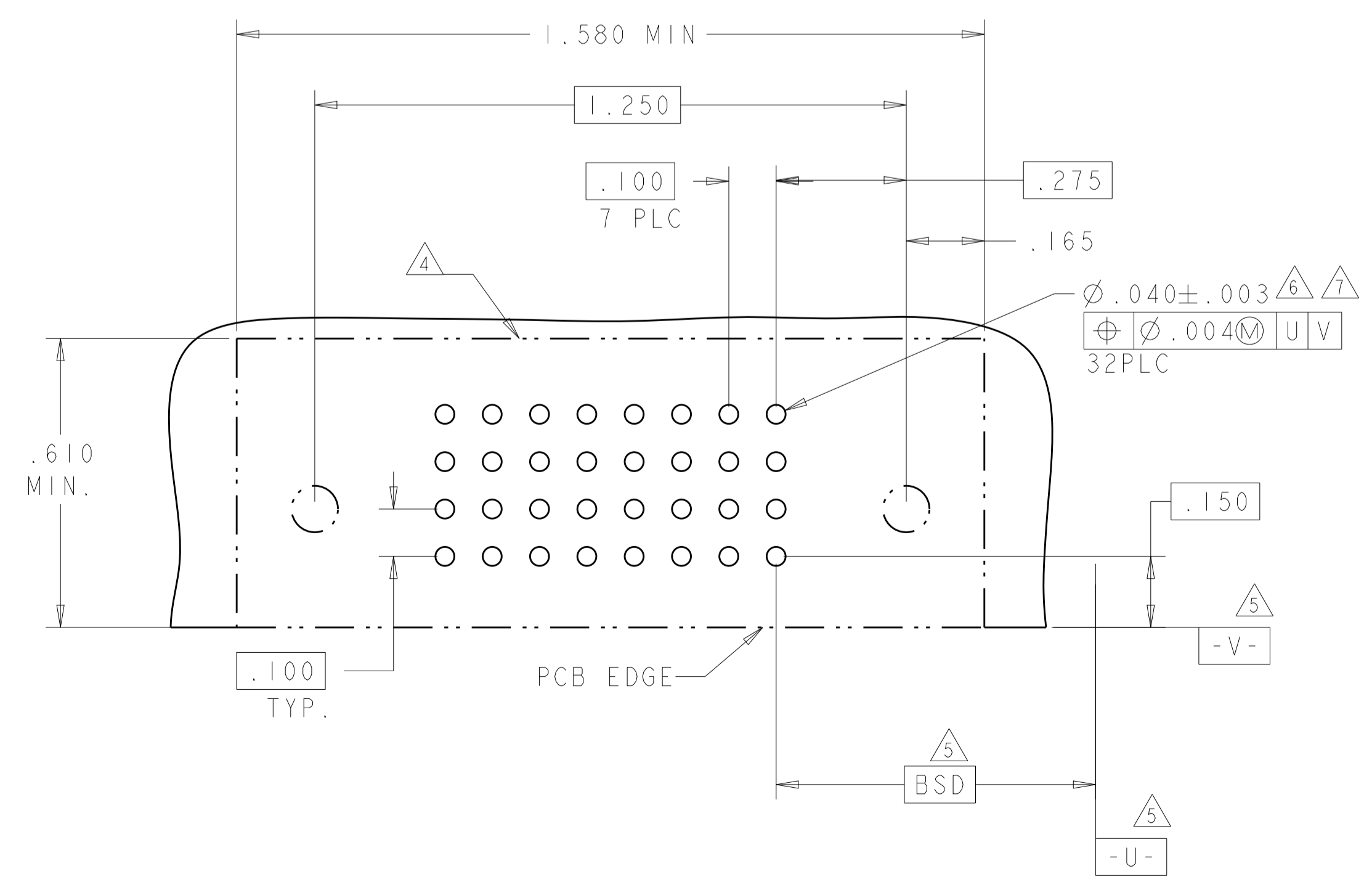
CUSTOMER DRAWING SCALE: 4:1 SHEET 1 OF 4 REV: E3

PART NUMBER	ROWS	POWER						SIGNAL					
		P6	P5	P4	P3	P2	P1	6	5	4	3	2	1
6450561-3	D C B A	RP	RP	RP	RP	RP	RP	D	D	D	D	D	D
		RP	RP	RP	RP	RP	RP	C	C	C	C	C	C
		RP	RP	RP	RP	RP	RP	B	B	B	B	B	B
		RP	RP	RP	RP	RP	RP	A	A	A	A	A	A
24S + 6P													

PART NUMBER	ROWS	SIGNAL											
		12	11	10	9	8	7	6	5	4	3	2	1
6450561-5	D C B A	DD	DD	DD	DD	DD	DD	DD	DD	DD	DD	DD	DD
		DD	DD	DD	DD	DD	DD	DD	DD	DD	DD	DD	DD
		DD	DD	DD	DD	DD	DD	DD	DD	DD	DD	DD	DD
		DD	DD	DD	DD	DD	DD	DD	DD	DD	DD	DD	DD
48S													



PART NUMBER	ROWS	SIGNAL							
		8	7	6	5	4	3	2	1
6450561-4	D C B A	D	D	D	D	D	D	D	D
		C	C	C	C	C	C	C	C
		B	B	B	B	B	B	B	B
		A	A	A	A	A	A	A	A
32S									

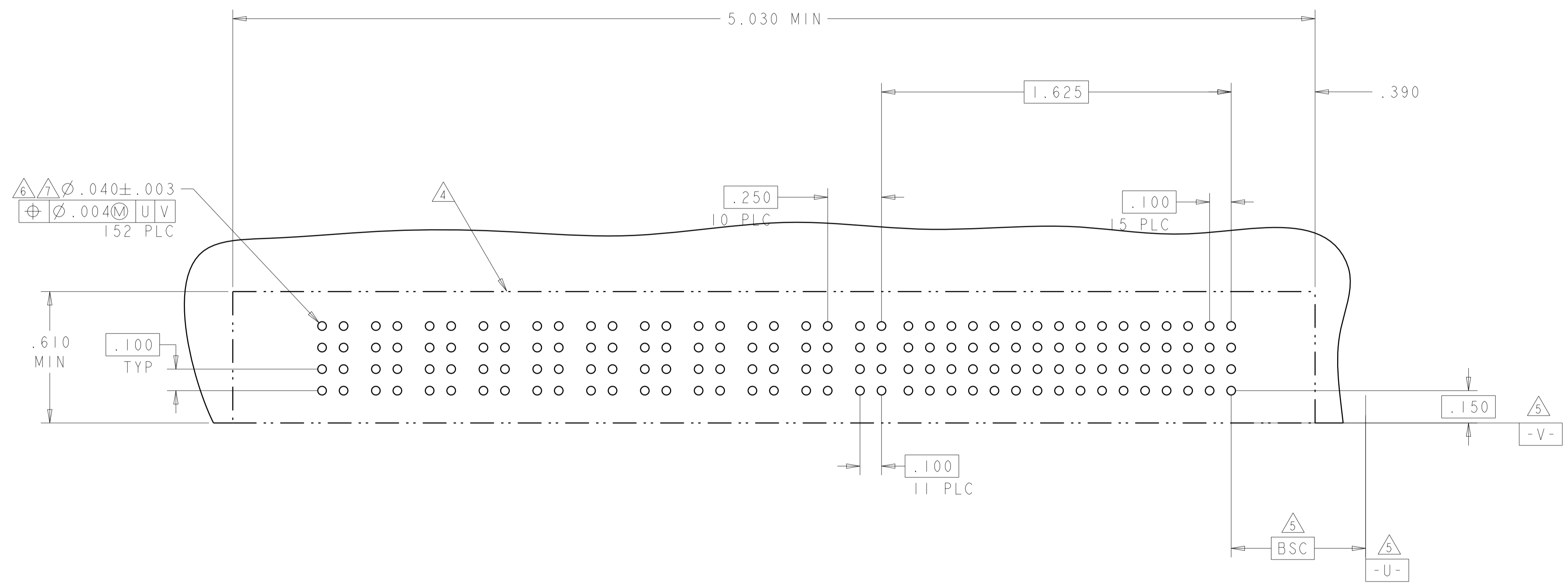


TAIL LENGTH	CODE	DESCRIPTION	ROW
.165	DD	SIGNAL CONTACT, PRESS-FIT	D
.165	CC	SIGNAL CONTACT, PRESS-FIT	C
.165	BB	SIGNAL CONTACT, PRESS-FIT	B
.165	AA	SIGNAL CONTACT, PRESS-FIT	A
.119	D	SIGNAL CONTACT, PRESS-FIT	D
.119	C	SIGNAL CONTACT, PRESS-FIT	C
.119	B	SIGNAL CONTACT, PRESS-FIT	B
.119	A	SIGNAL CONTACT, PRESS-FIT	A
.119	RS	POWER CONTACT, STD, PRESS FIT	-
.119	RP	POWER CONTACT, MFBL, PRESS FIT	-

THIS DRAWING IS A CONTROLLED DOCUMENT.		OWN: CECILY.ZHOU 05JUL06	 TE Connectivity
DIMENSIONS: INCHES		CHK: S.ZHAO 05JUL06	
TOLERANCES UNLESS OTHERWISE SPECIFIED:		APVD: S.YAO	NAME: RIGHT ANGLE RECEPTACLE ASSEMBLY
0 PLC ±.01		PRODUCT SPEC	MULTI-BEAM XL
1 PLC ±.01		APPLICATION SPEC	SIZE: 108-1973
2 PLC ±.005		RESTRICTED TO	SIZE: 114-13038
3 PLC ±.002		RESTRICTED TO	SIZE: 114-13038
ANGLES ±.020		RESTRICTED TO	SIZE: 114-13038
FINISH: 2		RESTRICTED TO	SIZE: 114-13038
FINISH: 3		RESTRICTED TO	SIZE: 114-13038
MATERIAL: 2		RESTRICTED TO	SIZE: 114-13038
MATERIAL: 3		RESTRICTED TO	SIZE: 114-13038
CUSTOMER DRAWING		SCALE: 4:1	SHEET 2 OF 4

LOC	DIST	REVISIONS					
		P	LTN	DESCRIPTION	DATE	OWN	APVD
ES	00	-	-	SEE SHEET 1	-	-	-

PART NUMBER	ROWS	POWER										SIGNAL																	
		P11	P10	P9	P8	P7	P6	P5	P4	P3	P2	P1	16	15	14	13	12	11	10	9	8	7	6	5	4	3	2	1	
6450561-7	D											D	D	D	D	D	D	D	D	D	D	D	D	D	D	D	D	D	
	C	RS	RS	RS	RS	RS	RS	RS	RS	RS	RS	C	C	C	C	C	C	C	C	C	C	C	C	C	C	C	C	C	
	B											B	B	B	B	B	B	B	B	B	B	B	B	B	B	B	B	B	
	A											A	A	A	A	A	A	A	A	A	A	A	A	A	A	A	A	A	
64S + IIP																													



THIS DRAWING IS A CONTROLLED DOCUMENT.		OWN: CECILY.ZHOU 05JUL06	TE Connectivity NAME: RIGHT ANGLE RECEPTACLE ASSEMBLY PRODUCT SPEC: MULTI-BEAM XL APPLICATION SPEC: 108-1973 SIZE: 114-13038 WEIGHT: - MATERIAL: - FINISH: -
DIMENSIONS: INCHES		CHK: S.ZHAO 05JUL06	
TOLERANCES UNLESS OTHERWISE SPECIFIED: 0 PLC ±. 2 PLC ±.01 3 PLC ±.005 4 PLC ±.0020 ANGLES ±.2°		APVD: S.YAO	
MATERIAL: -		RESTRICTED TO: -	
CUSTOMER DRAWING		SCALE: 4:1	SHEET 3 OF 4
REV: E3		DRAWING NO: A100779C=6450561	

