

SSP1D425BD

Harmony, Solid state relay, 25 A, panel mount, DC switching, input 3.5...32 V DC, output 1...150 V DC



Main

Range of Product	Harmony Solid State Relays
Product or Component Type	Solid state relay up to 30 A
Device short name	SSP1
Mounting Support	Panel
Number of phases	1 phase
Line Rated Current	25 A
Solid state output type	DC switching Mosfet output
Output switching mode	DC switching

Complementary

[Uc] control circuit voltage	3.5...32 V DC
Minimum switching voltage	3.5 V DC turn-on
Maximum switching voltage	1 V DC turn-off
Response time	0.1 ms (turn-on) 0.1 ms (turn-off)
Input current	10...15 mA
Output voltage	1...150 V DC
Load current	0.001...25 A
Surge current	106 A 10 ms
Co-ordination type	Type 1 - 25 A miniature circuit breaker (MCB) B Type 2 - 13 A miniature circuit breaker (MCB) B
Maximum leakage current	0.3 mA off-state
Maximum voltage drop	<2.1 V on-state
Insulation resistance	1000 MOhm at 500 V DC
Maximum capacitance	50 pF for input/output
Dielectric strength	2.5 kV AC for input/output 2.5 kV AC for input or output to case
[Uimp] rated impulse withstand voltage	2.5 kV output to case
Tightening torque	1.5...1.7 N.m for input 2...2.2 N.m for output
Connections - terminals	Screw terminals 0.2...3.3 mm ² , AWG 24...AWG 12) with cable end input Screw terminals 0.5...5.26 mm ² , AWG 20...AWG 10) with cable end output Screw terminals 0.2...3.3 mm ² , AWG 24...AWG 12) without cable end input Screw terminals 0.5...8.26 mm ² , AWG 20...AWG 8) without cable end output Forked type tag connectors 9.2 x 4 mm input Ring lugs 9.2 x 4 mm input Forked type tag connectors 11.7 x 4.5 mm output Ring lugs 11.7 x 4.5 mm output
Thermal resistance	0.22 °C/W junction to case
LED indicator	LED, green input
IP degree of protection	IP20
Safety reliability data	B10d = 1731395 MTTFd = 1875.9 years
Net Weight	3.15 oz (89.2 g)
Device presentation	Complete product

The information provided in this documentation contains general descriptions and/or technical characteristics of the performance of the products contained herein. This documentation is not intended as a substitute for and is not to be used for determining suitability or reliability of these products for specific user applications. It is the duty of any such user or integrator to perform the appropriate and complete risk analysis, evaluation and testing of the products with respect to the relevant specific application or use thereof. Neither Schneider Electric Industries SAS nor any of its affiliates or subsidiaries shall be responsible or liable for misuse of the information contained herein.

Environment

Ambient Air Temperature for Operation	-40...176 °F (-40...80 °C)
Ambient Air Temperature for Storage	-40...257 °F (-40...125 °C)
Pollution degree	2
Overvoltage category	III
Product Certifications	EAC UL CE CSA
Marking	EAC CE UL CSA
Standards	EN/IEC 60950-1 UL 508 EN/IEC 62314 CSA C22.2 No 14-13







Ordering and shipping details

Category	22375-INTERFACE MODULE(ABA,R,S)
Discount Schedule	CP2
GTIN	3606485441825
Nbr. of units in pkg.	1
Package weight(Lbs)	3.67 oz (104.0 g)
Returnability	No
Country of origin	MX

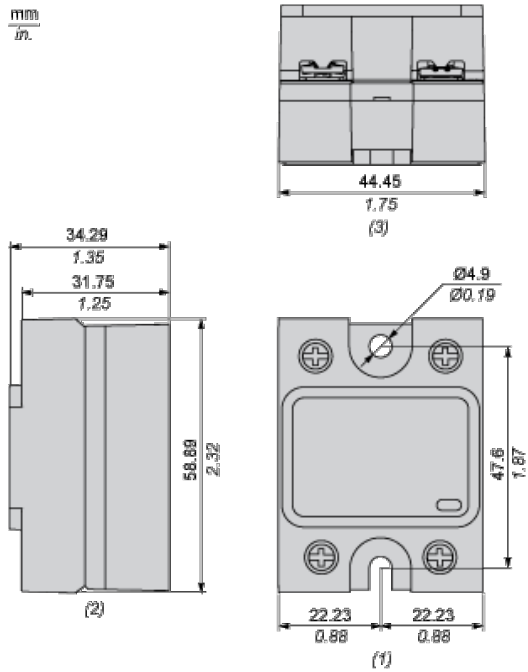
Packing Units

Unit Type of Package 1	PCE
Package 1 Height	1.50 in (3.8 cm)
Package 1 width	1.89 in (4.8 cm)
Package 1 Length	2.64 in (6.7 cm)
Unit Type of Package 2	S01
Number of Units in Package 2	30
Package 2 Weight	7.53 lb(US) (3.415 kg)
Package 2 Height	5.91 in (15 cm)
Package 2 width	5.91 in (15 cm)
Package 2 Length	15.75 in (40 cm)

Offer Sustainability

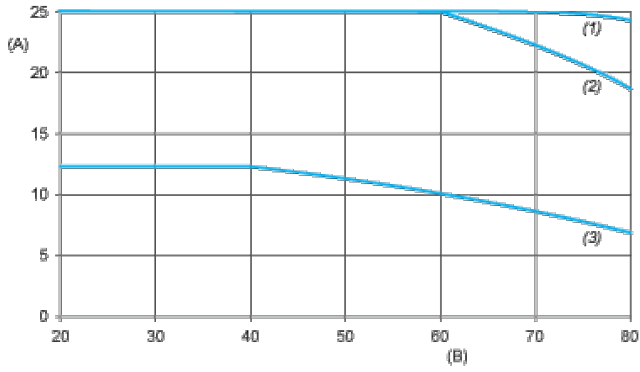
Sustainable offer status	Green Premium product
California proposition 65	WARNING: This product can expose you to chemicals including: Lead and lead compounds, which is known to the State of California to cause cancer and birth defects or other reproductive harm. For more information go to www.P65Warnings.ca.gov
REACH Regulation	 REACH Declaration
REACH free of SVHC	Yes
EU RoHS Directive	Pro-active compliance (Product out of EU RoHS legal scope)  EU RoHS Declaration
Toxic heavy metal free	Yes
Mercury free	Yes
RoHS exemption information	 Yes
China RoHS Regulation	 China RoHS Declaration
Environmental Disclosure	 Product Environmental Profile
Circularity Profile	 End Of Life Information

Dimensions



- (1) Front view
- (2) Side view
- (3) Bottom view

Derating Curves



- A : Load Current (Arms)
- B : Ambient Temperature (°C)
- (1) For Heatsink SSRHD10
- (2) For Heatsink SSRHP17
- (3) No Heatsink