

Base strip - IMC 1,5/ 5-G-3,5 RN P20 THR - 1830595

Please be informed that the data shown in this PDF Document is generated from our Online Catalog. Please find the complete data in the user's documentation. Our General Terms of Use for Downloads are valid (<http://phoenixcontact.com/download>)

Header, Nominal current: 8 A, Rated voltage (III/2): 160 V, Number of positions: 5, Pitch: 3.5 mm, Color: black, Contact surface: Tin, Mounting: THR soldering



The figure shows a 10-position version of the product



Key Commercial Data

| | |
|------------------------|----------|
| Packing unit | 1 pc |
| Minimum order quantity | 50 pc |
| Custom tariff number | 85366990 |
| Country of origin | Germany |

Technical data

Dimensions

| | |
|--------------------------|---------|
| Length | 14.5 mm |
| Pitch | 3.50 mm |
| Dimension a | 14 mm |
| Width | 18.3 mm |
| Height | 6.3 mm |
| Length of the solder pin | 2 mm |
| Pin dimensions | 1,12 mm |
| Pin spacing | 2.54 mm |
| Hole diameter | 1.2 mm |

General

| | |
|-----------------------------|---------------------|
| Range of articles | IMC 1,5/..-G-RN-THR |
| Insulating material group | IIIa |
| Rated surge voltage (III/3) | 2.5 kV |

Base strip - IMC 1,5/ 5-G-3,5 RN P20 THR - 1830595

Technical data

General

| | |
|--|--------|
| Rated surge voltage (III/2) | 2.5 kV |
| Rated surge voltage (II/2) | 2.5 kV |
| Rated voltage (III/3) | 160 V |
| Rated voltage (III/2) | 160 V |
| Rated voltage (II/2) | 320 V |
| Connection in acc. with standard | EN-VDE |
| Nominal current I _N | 8 A |
| Maximum load current | 8 A |
| Insulating material | LCP |
| Flammability rating according to UL 94 | V0 |
| Color | black |
| Number of positions | 5 |

Standards and Regulations

| | |
|--|--------|
| Connection in acc. with standard | EN-VDE |
| | CUL |
| Flammability rating according to UL 94 | V0 |

Classifications

eCl@ss

| | |
|------------|----------|
| eCl@ss 4.0 | 272607xx |
| eCl@ss 4.1 | 27260701 |
| eCl@ss 5.0 | 27260701 |
| eCl@ss 5.1 | 27260701 |
| eCl@ss 6.0 | 27260704 |
| eCl@ss 7.0 | 27440402 |
| eCl@ss 8.0 | 27440402 |
| eCl@ss 9.0 | 27440402 |

ETIM

| | |
|----------|----------|
| ETIM 4.0 | EC002637 |
| ETIM 5.0 | EC002637 |

UNSPSC

| | |
|---------------|----------|
| UNSPSC 6.01 | 30211810 |
| UNSPSC 7.0901 | 39121409 |
| UNSPSC 11 | 39121409 |

Base strip - IMC 1,5/ 5-G-3,5 RN P20 THR - 1830595

Classifications

UNSPSC

| | |
|--------------|----------|
| UNSPSC 12.01 | 39121409 |
| UNSPSC 13.2 | 39121409 |

Approvals

Approvals

Approvals


cULus Recognized / VDE Gutachten mit Fertigungsüberwachung / IEC EE CB Scheme / EAC


Ex Approvals

Approvals submitted

Approval details

| | | |
|--------------------------------|-------|-------|
| cULus Recognized | | |
| | B | D |
| Nominal current I _N | 8 A | 8 A |
| Nominal voltage U _N | 300 V | 300 V |

| | |
|---|-------|
| VDE Gutachten mit Fertigungsüberwachung  | |
| Nominal current I _N | 8 A |
| Nominal voltage U _N | 160 V |

| | |
|---|-------|
| IECEE CB Scheme  | |
| Nominal current I _N | 8 A |
| Nominal voltage U _N | 160 V |

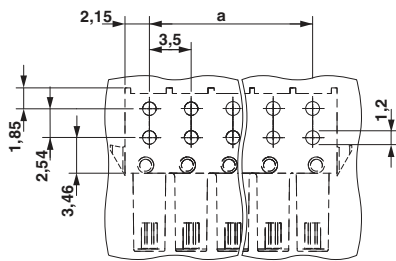
Base strip - IMC 1,5/ 5-G-3,5 RN P20 THR - 1830595

Approvals

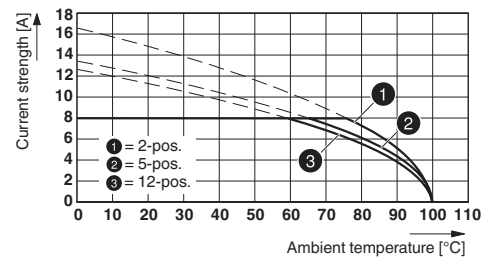
EAC

Drawings

Drilling diagram

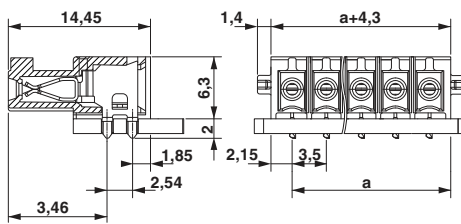


Diagram

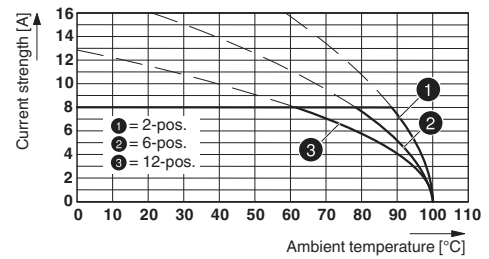


Type: IFMC 1,5/...-ST-3,5-RF with IMC 1,5/...-G-3,5 RN P20 THR

Dimensional drawing



Diagram



Type: IMC(V) 1,5/...-G-3,5 THR with MC(V) 1,5/...-G-3,5 THR