

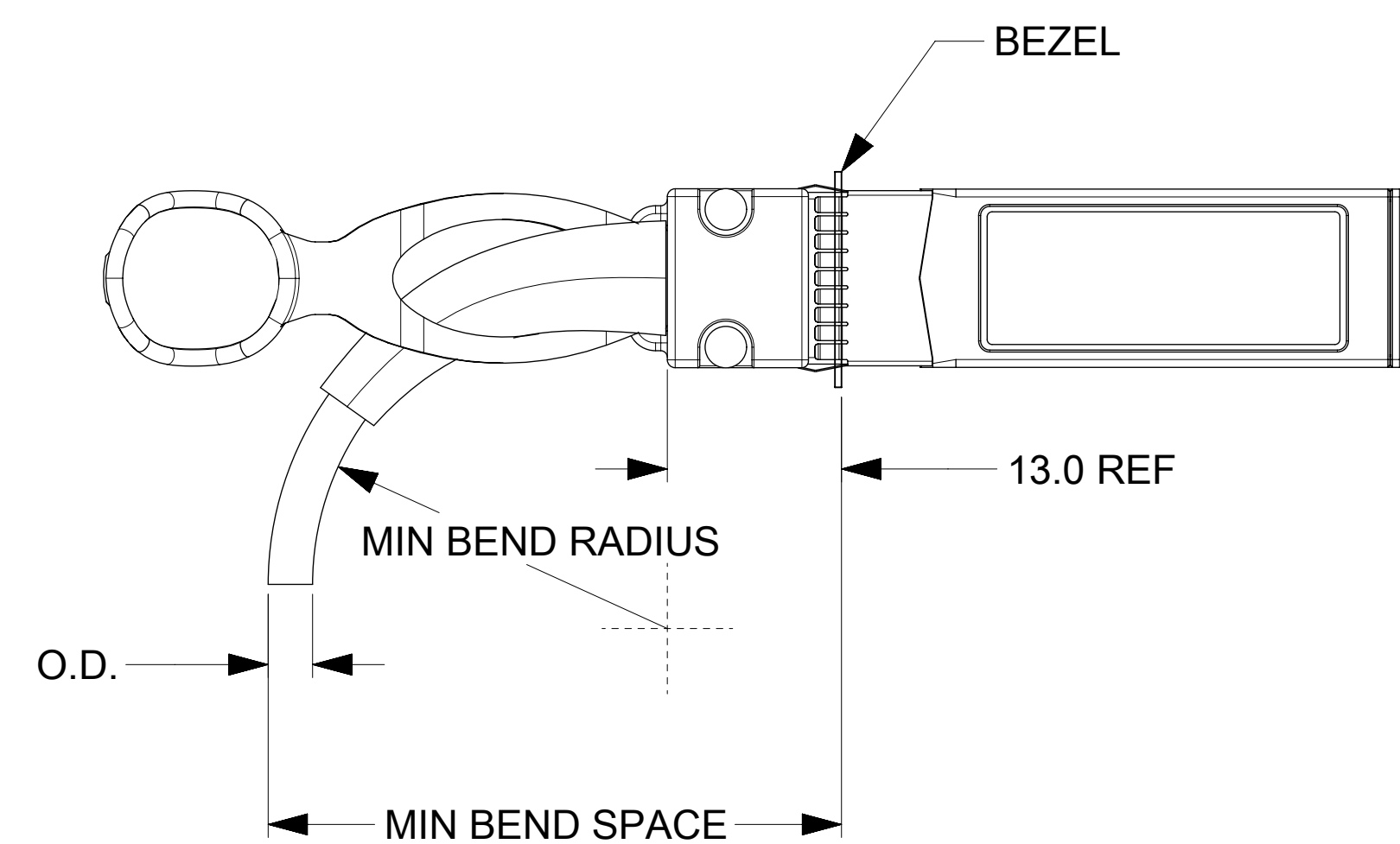
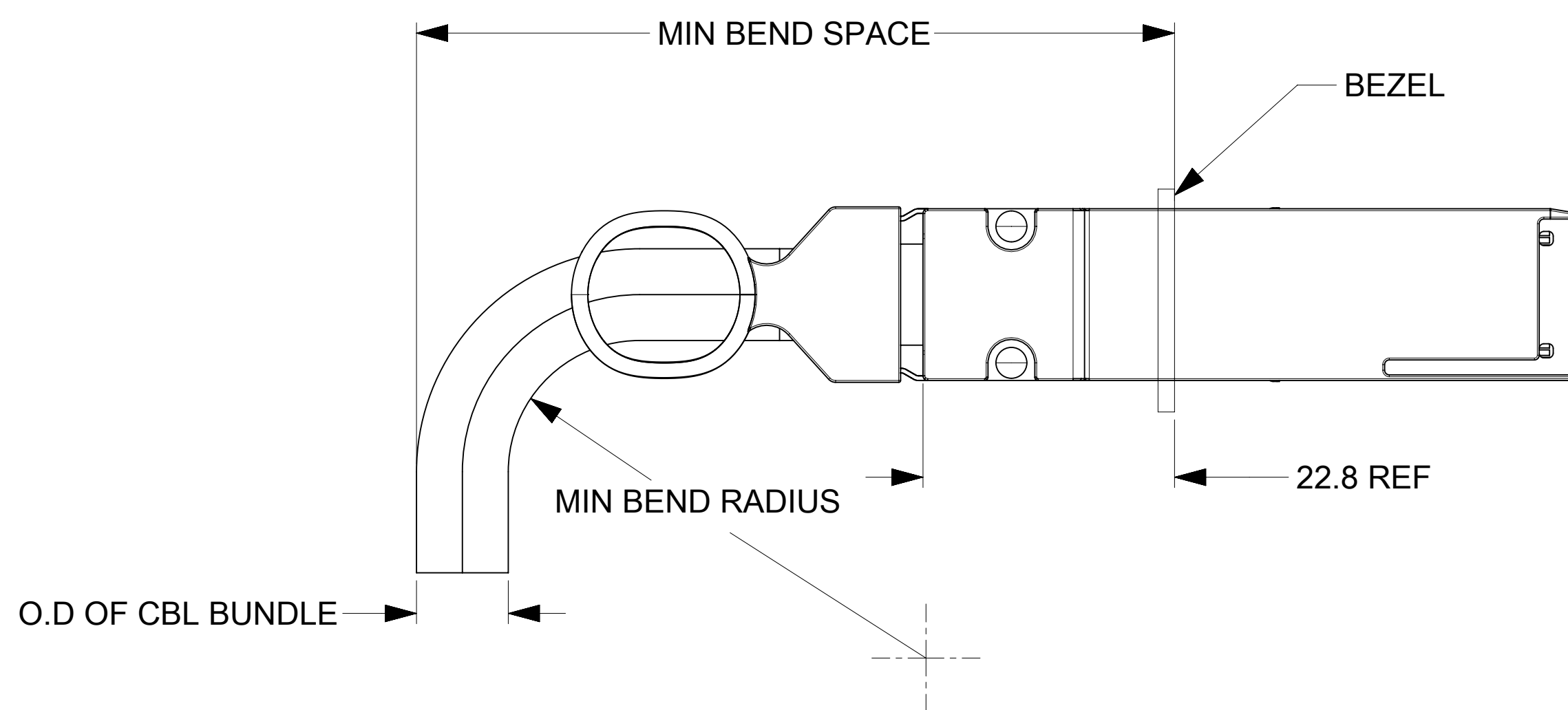
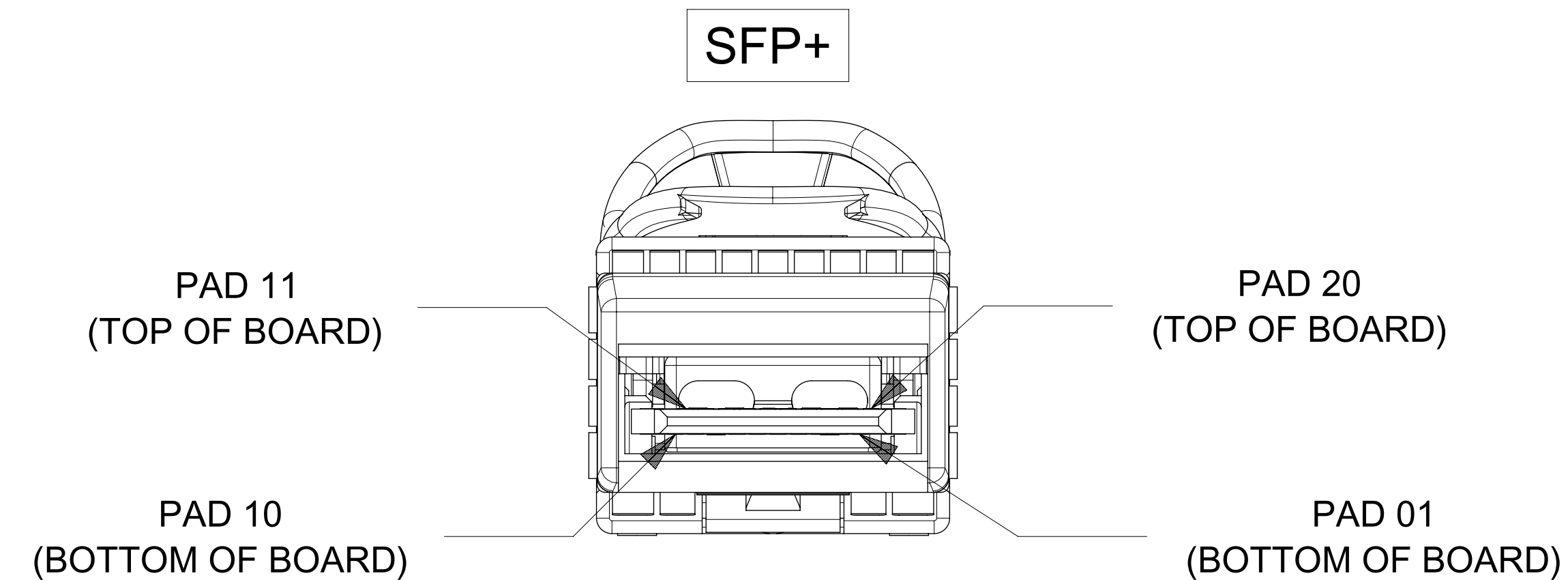
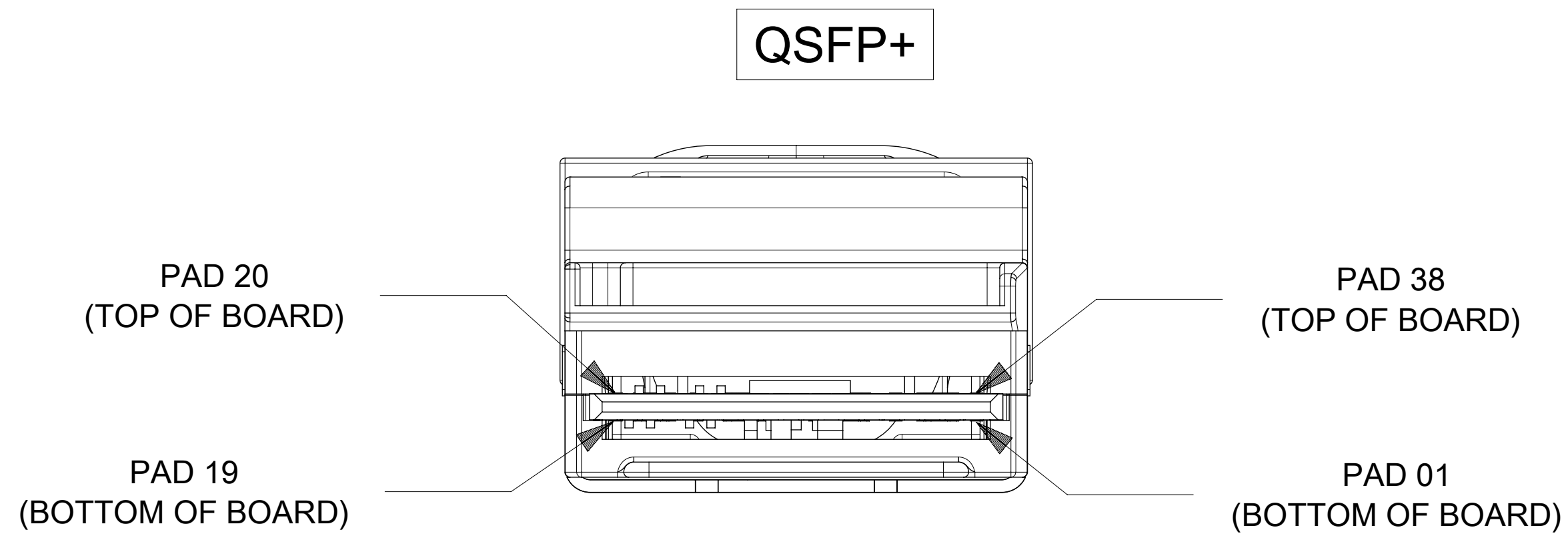
**NOTES:**

1. MATERIALS:  
 BACKSHELLS - ZINC DIE CAST WITH BRIGHT NICKEL PLATING  
 DELATCH - STAINLESS STEEL AND OVERMOLDED NYLON  
 PCB - FR4  
 RIVETS - STAINLESS STEEL
2. IMPEDANCE - 100 OHMS DIFFERENTIAL
3. RoHS COMPLIANT, NO EXEMPTIONS

DUST COVERS PLACED ON ALL CABLE ENDS

FUNCTIONAL SYMBOLS $F_A = 0$ $F_C = 0$ $F_D = 0$ DIVISIONAL SYMBOLS	THIS DRAWING CONTAINS INFORMATION THAT IS PROPRIETARY TO MOLEX ELECTRONIC TECHNOLOGIES, LLC AND SHOULD NOT BE USED WITHOUT WRITTEN PERMISSION		CURRENT REV DESC: SHEET 2 ZONE E12 : UPDATED VALUES OF MIN BEND RADIUS AND MIN BEND SPACE IN TABLE FOR 26AWG.						
	DIMENSION UNITS <b>mm</b>	SCALE <b>NTS</b>	GENERAL TOLERANCES (UNLESS SPECIFIED) ANGULAR TOL $\pm 1.0^\circ$					EC NO: 730974 DRWN: CHETAB3 2022/10/12 CHK'D: VITTAD 2022/11/25 APPR: SCHANNARAYAN 2022/12/07	
	4 PLACES $\pm$ 3 PLACES $\pm$ 2 PLACES $\pm 0.13$ 1 PLACE $\pm 0.25$ 0 PLACES $\pm$	INITIAL REVISION: DRWN: EMEDINA02 2017/03/01 APPR: ARAYBURN 2017/03/14		PRODUCT CUSTOMER DRAWING DOCUMENT NUMBER <b>747640001</b>			DOC TYPE <b>PSD</b>	DOC PART <b>000</b>	REVISION <b>T</b>
	DRAFT WHERE APPLICABLE MUST REMAIN WITHIN DIMENSIONS	THIRD ANGLE PROJECTION 	DRAWING <b>D-SIZE</b>	SERIES <b>74764</b>	MATERIAL NUMBER <b>SEE PN TABLE</b>	CUSTOMER <b>GENERAL MARKET</b>	SHEET NUMBER <b>1 OF 3</b>		

WIRING DIAGRAM					
QSFP+			SFP+		PLUG
PAD	SIGNAL	SIGNAL	PAD		
38	GND	----	GND		A
37	TX1-	--->	RD-	12	
36	TX1+	--->	RD+	13	
16	GND	----	GND		
17	RX1+	<---	TD+	18	B
18	RX1-	<---	TD-	19	
04	GND	----	GND		
02	TX2-	--->	RD-	12	
03	TX2+	--->	RD+	13	C
23	GND	----	GND		
22	RX2+	<---	TD+	18	
21	RX2-	<---	TD-	19	
35	GND	----	GND		D
34	TX3-	--->	RD-	12	
33	TX3+	--->	RD+	13	
13	GND	----	GND		
14	RX3+	<---	TD+	18	
15	RX3-	<---	TD-	19	
07	GND	----	GND		
05	TX4-	--->	RD-	12	
06	TX4+	--->	RD+	13	
26	GND	----	GND		
25	RX4+	<---	TD+	18	
24	RX4-	<---	TD-	19	



CABLE AWG	OD OF CBL BUNDLE	MIN BEND RADIUS (mm)	MIN BEND SPACE (mm)
30	8.4	21	52
28	9.4	23.5	55
26	10.4	52	85

CABLE AWG	OD	MIN BEND RADIUS (mm)	MIN BEND SPACE (mm)
30	4.2	21	38
28	4.7	23.5	41
26	5.2	26	44

LOW SPEED SIGNALS	
QSFP+	
PAD	SIGNAL
08	ModSelL
09	ResetL
10	VccRx
11	SCL
12	SDA
27	ModPrsL
28	IntL
29	VccTx
30	Vcc1
31	LPMODE

LOW SPEED SIGNALS	
SFP+	
PAD	SIGNAL
02	Tx_Fault
03	Tx_Disable
04	SDA
05	SCL
06	Mod_ABS
07	RS0
08	Rx_LOS
09	RS1
15	VccR
16	VccT

<b>FUNCTIONAL SYMBOLS</b> FA = 0 FC = 0 FP = 0 <b>DIVISIONAL SYMBOLS</b>	THIS DRAWING CONTAINS INFORMATION THAT IS PROPRIETARY TO MOLEX ELECTRONIC TECHNOLOGIES, LLC AND SHOULD NOT BE USED WITHOUT WRITTEN PERMISSION DIMENSION UNITS: <b>mm</b> SCALE: <b>NTS</b>	CURRENT REV DESC: SHEET 2 ZONE E12 : UPDATED VALUES OF MIN BEND RADIUS AND MIN BEND SPACE IN TABLE FOR 26AWG. EC NO: 730974 DRWN: CHETAB3 CHK'D: VITTAD APPR: SCHANNARAYAN	 <b>QSFP+ TO (4) SFP+ 10G PASSIVE CBL ASSY</b> PRODUCT CUSTOMER DRAWING	
	GENERAL TOLERANCES (UNLESS SPECIFIED) ANGULAR TOL ± 1.0° 4 PLACES ± 3 PLACES ± 2 PLACES ± 0.13 1 PLACE ± 0.25 0 PLACES ±	2022/10/12 2022/11/25 2022/12/07		DOCUMENT NUMBER: <b>747640001</b> DOC TYPE: PSD DOC PART: 000 REVISION: T
	DRAFT WHERE APPLICABLE MUST REMAIN WITHIN DIMENSIONS THIRD ANGLE PROJECTION	DRAWING: <b>D-SIZE</b> SERIES: <b>74764</b>		MATERIAL NUMBER: SEE PN TABLE CUSTOMER: GENERAL MARKET SHEET NUMBER: 2 OF 3
	INITIAL REVISION: DRWN: EMEDINA02 APPR: ARAYBURN	2017/03/01 2017/03/14		

PRODUCT LABEL DETAIL



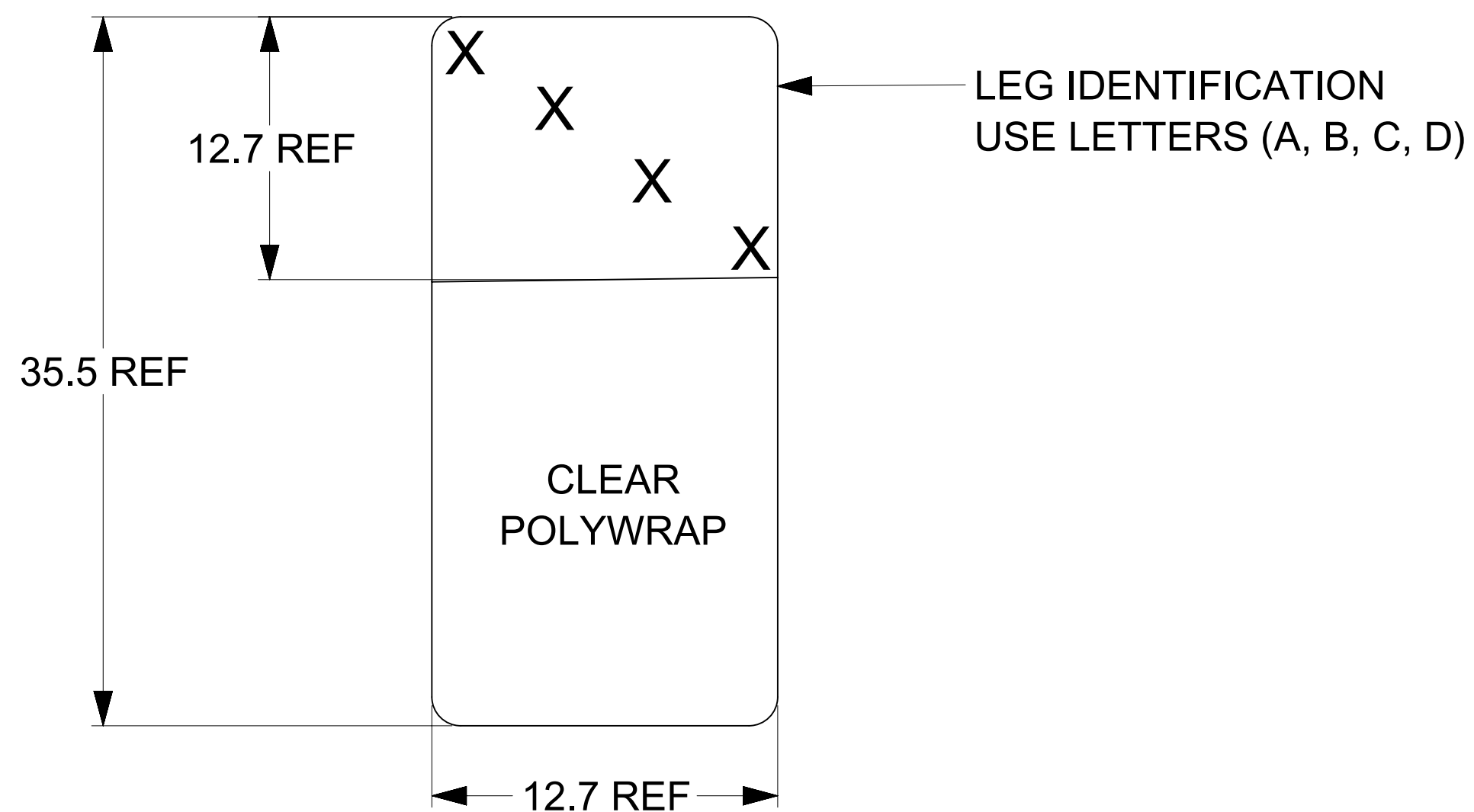
P/N SEE TABLE FOR PN  
 X.XM = LENGTH AS SHOWN IN TABLE  
 XXAWG = AWG SIZE

YDDLSSSS  
 Y = LAST DIGIT OF THE YEAR  
 DDD = DAY OF THE YEAR  
 L = LOCATION  
 1 = US  
 2 = MEXICO  
 3 = CHINA  
 4 = PHILIPPINES  
 SSSS = (0001-9999)

PART NUMBER TABLE

MOLEX P/N	LENGTH	TOL.	AWG
747641051	0.5M	±0.03M	30
747641101	1.0M	±0.05M	30
747641053	1.5M	±0.05M	30
747641201	2.0M	±0.05M	30
747641251	2.5M	±0.05M	30
747641301	3.0M	±0.05M	30
747642301	3.0M	±0.05M	28
747642602	5.0M	±0.08M	26

SFP LEG IDENTIFICATION LABEL DETAIL



FUNCTIONAL SYMBOLS $\nabla_A = 0$ $\nabla_C = 0$ $\nabla_P = 0$ DIVISIONAL SYMBOLS	THIS DRAWING CONTAINS INFORMATION THAT IS PROPRIETARY TO MOLEX ELECTRONIC TECHNOLOGIES, LLC AND SHOULD NOT BE USED WITHOUT WRITTEN PERMISSION			<b>molex</b>  QSFP+ TO (4) SFP+ 10G PASSIVE CBL ASSY		
	DIMENSION UNITS	SCALE	CURRENT REV DESC: SHEET 2 ZONE E12 : UPDATED VALUES OF MIN BEND RADIUS AND MIN BEND SPACE IN TABLE FOR 26AWG.			
	mm	NTS	GENERAL TOLERANCES (UNLESS SPECIFIED)	EC NO: 730974	DRWN: CHETAB3	2022/10/12
	ANGULAR TOL ± 1.0°			DRWN: VITTAD	2022/11/25	2022/12/07
4 PLACES ±			APPR: SCHANNARAYAN	INITIAL REVISION:		
3 PLACES ±			DRWN: EMEDINA02			
2 PLACES ± 0.13			2017/03/01			
1 PLACE ± 0.25			2017/03/14			
0 PLACES ±			APPR: ARAYBURN			
DRAFT WHERE APPLICABLE MUST REMAIN WITHIN DIMENSIONS			THIRD ANGLE PROJECTION	DRAWING	SERIES	
				D-SIZE	74764	
DOCUMENT NUMBER		DOC TYPE	DOC PART	REVISION		
747640001		PSD	000	T		
MATERIAL NUMBER		CUSTOMER		SHEET NUMBER		
SEE PN TABLE		GENERAL MARKET		3 OF 3		