PART NO. SEE CHART
DWG. NO. SDA-91246

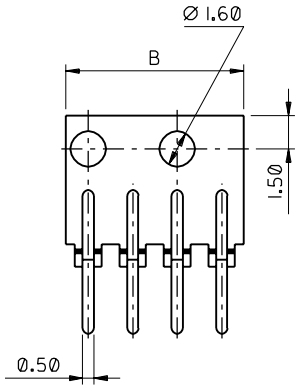

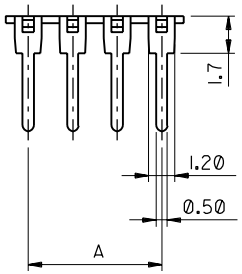

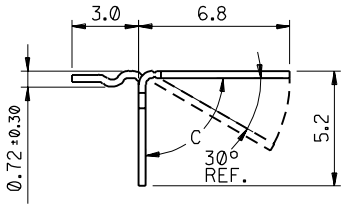

CCT. SIZE	DIM A	DIM B
2	2	4
3	4	6
4	6	8
5	8	10
6	10	12
7	12	14
8	14	16
9	16	18
10	18	20
11	20	22
12	22	24
13	24	26
14	26	28
15	28	30
16	30	32
17	32	34
18	34	36
19	36	38
20	38	40
21	40	42
22	42	44
23	44	46
24	46	48
25	48	50
26	50	52
27	52	54
28	54	56
29	56	58
30	58	60

ANGLE C	PART NO.
90	91246-1002
90	NOT TOOLED
90	↑
90	
90	
90	
90	
90	
90	
90	
90	
90	
90	
90	
90	
90	
90	
90	
90	
90	
90	
90	
90	
90	
90	
90	
90	
90	↓
90	NOT TOOLED

ANGLE C	PART NO.
60	NOT TOOLED
60	↑
60	
60	
60	
60	
60	↓
60	NOT TOOLED
60	91246-2010
60	NOT TOOLED
60	NOT TOOLED
60	NOT TOOLED
60	91246-2014
60	NOT TOOLED
60	↑
60	
60	
60	
60	
60	↓
60	NOT TOOLED
60	91246-2023
60	NOT TOOLED
60	91246-2025
60	91246-2026
60	NOT TOOLED
60	↑
60	↓
60	NOT TOOLED

NOTES:

1. MATERIAL: 0.32 REF. THK. PHOSPHOR BRONZE.
   PLATING: ALL OVER TIN.
2. PARTS TO BE FIXED TO POLYSTYRENE SHEETS AND PACKAGED IN BOXES.

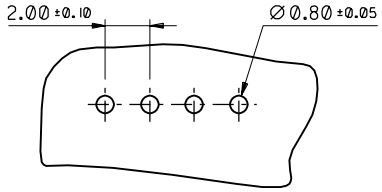

RECOMMENDED P.C.B. HOLE DIMENSIONS
(RECOMMENDED P.C.B. THICKNESS 1.0mm)

REVISE ONLY ON CAD SYSTEM | SH. | REV.

ORIGINAL RELEASE
ECN E70348
96/11/29 F.P.H.

REVISIONS

LTR: A

DIMENSIONS SHOWN (METRIC) INCH

UNLESS OTHERWISE SPECIFIED TOLERANCES: ANGULAR ± ½°

	INCH	(METRIC)
3 PLACE	± .	
2 PLACE	± .	± 0.20
1 PLACE		± 0.40

DRAFT WHERE APPLICABLE MUST REMAIN WITHIN DIMENSIONS

DESIGN DIMENSION (PRIMARY): ☒ (MM) ☐ IN.

EQUIVALENT DIMENSION (SECONDARY): ☐ (MM) ☐ IN.

DRWG BY: FPH
CHK'D BY:
APP'D BY:
SCALE: 5:1

CADCAM FILENAME: 91246X1 DGN

THIS DRAWING CONTAINS INFORMATION THAT IS PROPRIETARY TO MOLEX INC. & SHOULD NOT BE USED WITHOUT WRITTEN PERMISSION

TITLE: 2.0mm BOARD TO BOARD SOLDER TERMINAL

molex MOLEX EUROPE

SHEET NO. 1OF1 | DATE 96/11/29

PART NO. SEE CHART | DWG NO. SDA-91246 | SIZE B

7132-1283