

PCB terminal block - FFKDSA1/V1-7,62- 3 - 1780549

Please be informed that the data shown in this PDF Document is generated from our Online Catalog. Please find the complete data in the user's documentation. Our General Terms of Use for Downloads are valid (<http://phoenixcontact.com/download>)

PCB terminal block, Nominal current: 17.5 A, Nom. voltage: 630 V, Pitch: 7.62 mm, Number of positions: 3, Connection method: Spring-cage connection, Mounting: Soldering, Conductor/PCB connection direction: 90 °, Color: green



The illustration shows the 10-position version

Key commercial data

Packing unit	1 pc
Weight per Piece (excluding packing)	4.23 GRM
Custom tariff number	85369010
Country of origin	Germany

Technical data

Dimensions

Length	12.7 mm
Width	7.62 mm
Pitch	7.62 mm
Dimension a	15.24 mm
Pin dimensions	0,5 x 1 mm
Hole diameter	1.3 mm

General

Range of articles	FFKDS(A)/V1
Insulating material group	I
Rated surge voltage (III/3)	6 kV
Rated surge voltage (III/2)	6 kV
Rated surge voltage (II/2)	6 kV
Rated voltage (III/3)	500 V
Rated voltage (III/2)	630 V
Rated voltage (II/2)	1000 V
Connection in acc. with standard	EN-VDE

PCB terminal block - FFKDSA1/V1-7,62- 3 - 1780549

Technical data

General

Nominal current I_N	17.5 A
Nominal cross section	1.5 mm ²
Maximum load current	17.5 A (with 1.5 mm ² conductor cross section)
Insulating material	PA
Solder pin surface	Sn
Inflammability class according to UL 94	V0
Stripping length	10 mm
Number of positions	3

Connection data

Conductor cross section solid min.	0.2 mm ²
Conductor cross section solid max.	1.5 mm ²
Conductor cross section stranded min.	0.2 mm ²
Conductor cross section stranded max.	1.5 mm ²
Conductor cross section stranded, with ferrule without plastic sleeve min.	0.25 mm ²
Conductor cross section stranded, with ferrule without plastic sleeve max.	0.75 mm ²
Conductor cross section stranded, with ferrule with plastic sleeve min.	0.25 mm ²
Conductor cross section stranded, with ferrule with plastic sleeve max.	0.75 mm ²
Conductor cross section AWG/kcmil min.	24
Conductor cross section AWG/kcmil max	16
Minimum AWG according to UL/CUL	22
Maximum AWG according to UL/CUL	16

Classifications

eCl@ss

eCl@ss 4.0	27141109
eCl@ss 4.1	27141109
eCl@ss 5.0	27141190
eCl@ss 5.1	27141190
eCl@ss 6.0	27261101
eCl@ss 7.0	27440401
eCl@ss 8.0	27440401

ETIM

ETIM 3.0	EC001121
ETIM 4.0	EC002643
ETIM 5.0	EC002643

PCB terminal block - FFKDSA1/V1-7,62- 3 - 1780549

Classifications

UNSPSC

UNSPSC 6.01	30211801
UNSPSC 7.0901	39121432
UNSPSC 11	39121432
UNSPSC 12.01	39121432
UNSPSC 13.2	39121432

Approvals

Approvals


Approvals


UL Recognized / KEMA-KEUR / cUL Recognized / CCA / CCA / IEC60335 CB Scheme / cULus Recognized

Ex Approvals

Approvals submitted


Approval details

UL Recognized 		
	B	D
mm ² /AWG/kcmil	22-16	22-16
Nominal current I _N	10 A	10 A
Nominal voltage U _N	300 V	300 V

KEMA-KEUR 	
mm ² /AWG/kcmil	1.5
Nominal voltage U _N	500 V


PCB terminal block - FFKDSA1/V1-7,62- 3 - 1780549

Approvals

cUL Recognized 		
	B	D
mm ² /AWG/kcmil	22-16	22-16
Nominal current I _N	10 A	10 A
Nominal voltage U _N	300 V	300 V

CCA	
mm ² /AWG/kcmil	1.5
Nominal voltage U _N	500 V

CCA	
mm ² /AWG/kcmil	1.5
Nominal voltage U _N	500 V

IECEE CB Scheme 	
mm ² /AWG/kcmil	1.5
Nominal voltage U _N	500 V

cULus Recognized 	
--	--