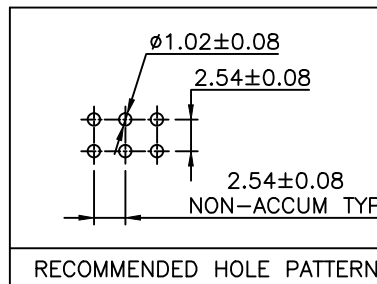
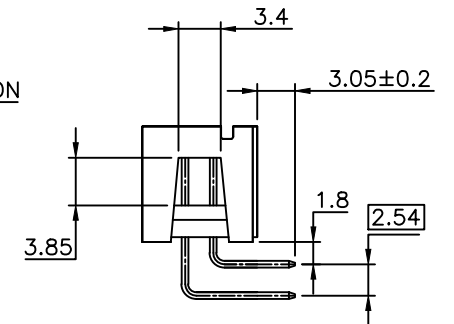
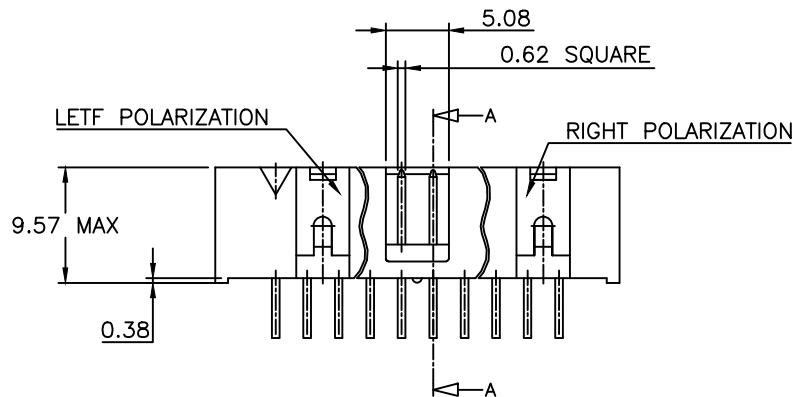
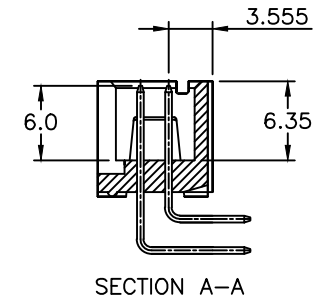
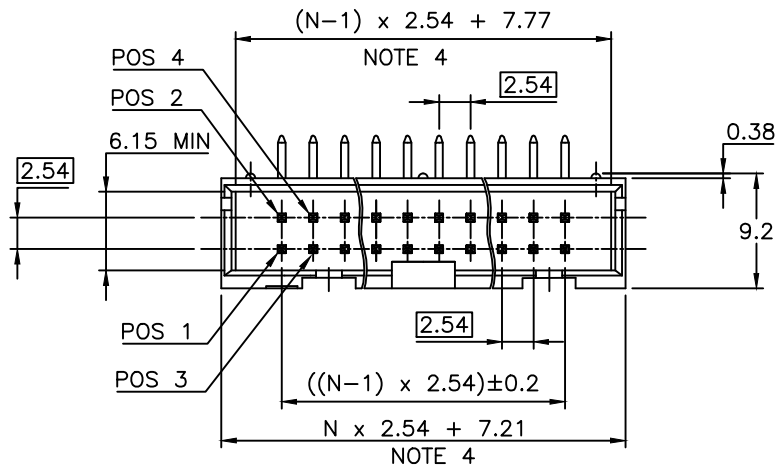


PRODUCT NUMBER
75867-YXXZLF

- RoHS COMPATIBLE, SEE NOTE 5
- COLOR OPTION, SEE NOTE 1
- PIN STYLE, SEE SHEET 2
- PLATING SEE SHEET 2

NOTES:

- 1 - HOUSING MAT'L : GLASS FILLED THERMOPLASTIC. UL94V-0 = STANDARD COLOR BLUE
B = OPTION COLOR BLACK
- 2 - PIN MATERIAL : PHOSPHOR BRONZE
- 3 - PACKAGING :
POLYBAGS FROM 2X02 TO 2X04 POSITIONS
TUBE FROM 2X05 TO 2X32 POSITIONS
- 4 - TO DETERMINE DIMENSIONS :
N = NUMBER OF POSITIONS PER ROW
EXAMPLE : 8 POS $N \times 2.54 = 20.32\text{mm}$
- 5 - RoHS COMPATIBLE PRODUCT SPECIFICATIONS
 - a - PLATING:
- "LF" MEANS THE PRODUCT IS LEAD-FREE, 2µm MINIMUM MATTE TIN OVER 1.27µm MINIMUM NICKEL UNDERPLATE.
 - b - MANUFACTURING PROCESS COMPATIBILITY
- THE HOUSING WILL WITHSTAND EXPOSURE TO 260°C ±5°C SOLDER BATH TEMPERATURE FOR 5 SECONDS IN A WAVE SOLDER APPLICATION WITH A 1.6mm MIN THICK CIRCUIT BOARD.
 - c - LABELLING:
- MEETS PACKAGING SPECS AS PER GS-14-920
 - d - LEGAL STATEMENT: SEE GS-47-0004



mat'l. code		surface		tolerance		projection		product family	
SEE NOTES		ISO 1302		ISO 406 ISO 1101		mm		QUICKIE	
ltr	ecn no	dr	date	tolerances unless otherwise specified		mm		title	
AJ	F06-0335	LMU	06.12.08	angles	linear	scale 2.5:1		SHR.LP.HEADER RA DR TMT	
AK	F07-0198	LMU	07.05.30					dwg no 75867 sheet 1 of 2 size A3	
AL	F08-0146	YOV	08.04.11					type CUSTOMER Drawing	
AM	F10-0258	LMU	10.12.15	dr	D.LE				
AN	B-19072	LMU	14.10.15	engr	JM.C				
AP	B-19093	LMU	14.10.16	chr	JF.N				
AR	F-21731	AMA	15.08.20	appd	JM.C				
sheet index	revision	AR	AK						
	sheet	1	2						

1

2,3

4

5

6

STANDARD APPLICATION

PIN STYLE	Nbr OF POSITIONS	LEFT POLARIZATION	RIGHT POLARIZATION
30	2 x 2	NO	NO
31	2 x 3	NO	NO
32	2 x 4	NO	NO
01	2 x 5	NO	YES
02	2 x 7	NO	YES
03	2 x 8	YES	YES
04	2 x 10	YES	YES
05	2 x 13	YES	YES
33	2 x 15	YES	YES
06	2 x 17	YES	YES
07	2 x 20	YES	YES
08	2 x 25	YES	YES
09	2 x 30	YES	YES
10	2 x 32	YES	YES

PLATING :

1 = 0.76µm GOLD/GXT
(PdNi WITH GOLD FLASH) ON CONTACT AREA
2µm MIN MATTE TIN ON TAIL

2 = 2µm TIN MIN FULL PLATED

3 = 0.38µm GOLD/GXT
(PdNi WITH GOLD FLASH) ON CONTACT AREA
2µm MIN MATTE TIN ON TAIL

UNDERPLATE : 1.27µm Ni MIN

APPLICATION SPECIFIC

PIN STYLE	Nbr OF POSITIONS	LEFT POLARIZATION	RIGHT POLARIZATION	OMIT PIN
13	2 x 17	YES	YES	5
14	2 x 20	YES	YES	19
34	2 x 5	NO	YES	5
35	2 x 10	YES	YES	19
36	2 x 20	YES	YES	10
37	2 x 20	YES	YES	11
38	2 x 20	YES	YES	20
39	2 x 5	NO	YES	10

PLATING :

1 = 0.76µm GOLD/GXT
(PdNi WITH GOLD FLASH) ON CONTACT AREA
2µm MIN MATTE TIN ON TAIL

2 = 2µm TIN MIN FULL PLATED

3 = 0.38µm GOLD/GXT
(PdNi WITH GOLD FLASH) ON CONTACT AREA
2µm MIN MATTE TIN ON TAIL

UNDERPLATE : 1.27µm Ni MIN



Copyright FCI

mat'l. code		surface		tolerance		projection		product family	
		ISO 1302 ✓		ISO 406 ISO 1001				QUICKIE	
ltr	ecn no	dr	date	tolerances unless otherwise specified		mm		title	
AJ	B-19093	LMU	14.10.16	angles	linear	← mm →		SHR.LP.HEADER	
AK	F-21731	AMA	15.08.20			scale N/A		RA DR TMT	
AE	F04-0389	JCO	04.09.21	dr	D.LE	01.01.24		dwg no	
AF	F06-0229	AH	06.07.18	engr	JM.C	01.01.24		sheet 2 of - size	
AG	F07-0198	LMU	07.05.30	chr	JF.N	01.01.24		75867 A3	
AH	F08-0148	YOV	08.04.11	appd	JM.C	01.01.24		type CUSTOMER Drawing	
sheet index	revision sheet								

1

2

3

4

5

6