

## Printed-circuit board connector - PCU 6/ 8-STD-10,16 - 1922695

Please be informed that the data shown in this PDF Document is generated from our Online Catalog. Please find the complete data in the user's documentation. Our General Terms of Use for Downloads are valid (<http://phoenixcontact.com/download>)



Plug component, Nominal current: 41 A, Rated voltage (III/2): 1000 V, Number of positions: 8, Pitch: 10.16 mm, Connection method: Screw connection, Color: green, Contact surface: Silver, Assembly: Direct mounting

The figure shows a 5-pos. version of the product

### Product Features

- Laterally mounted flange for screw connection in the housing/on the mounting plate
- Easy-maintenance PCB connection (PC 6-16 G1) or inverted IPC 16 plug
- Unlimited 600 V UL approval
- Plug-in block for direct mounting with a current carrying capacity of 41 A and a connection capacity of 6 mm<sup>2</sup>, stranded/10 mm<sup>2</sup>, solid



### Key commercial data

Packing unit	1 pc
Weight per Piece (excluding packing)	80.18 GRM
Custom tariff number	85366990
Country of origin	Poland

### Technical data

#### Dimensions

Height	33.9 mm
Pitch	10.16 mm
Dimension a	71.12 mm

#### General

Range of articles	PCU 6/..-STD
Insulating material group	I
Rated surge voltage (III/3)	8 kV
Rated surge voltage (III/2)	8 kV
Rated surge voltage (II/2)	8 kV

# Printed-circuit board connector - PCU 6/ 8-STD-10,16 - 1922695

## Technical data

### General

Rated voltage (III/3)	1000 V
Rated voltage (III/2)	1000 V
Rated voltage (II/2)	1000 V
Connection in acc. with standard	EN-VDE
Nominal current I <sub>N</sub>	41 A
Nominal cross section	6 mm <sup>2</sup>
Maximum load current	41 A
Insulating material	PA
Inflammability class according to UL 94	V0
Internal cylindrical gage	A5
Stripping length	12 mm
Number of positions	8
Screw thread	M4
Tightening torque, min	1.2 Nm
Tightening torque max	1.5 Nm

### Connection data

Conductor cross section solid min.	0.5 mm <sup>2</sup>
Conductor cross section solid max.	10 mm <sup>2</sup>
Conductor cross section stranded min.	0.5 mm <sup>2</sup>
Conductor cross section stranded max.	6 mm <sup>2</sup>
Conductor cross section stranded, with ferrule without plastic sleeve min.	0.5 mm <sup>2</sup>
Conductor cross section stranded, with ferrule without plastic sleeve max.	6 mm <sup>2</sup>
Conductor cross section stranded, with ferrule with plastic sleeve min.	0.5 mm <sup>2</sup>
Conductor cross section stranded, with ferrule with plastic sleeve max.	6 mm <sup>2</sup>
Conductor cross section AWG/kcmil min.	20
Conductor cross section AWG/kcmil max	7
2 conductors with same cross section, solid min.	0.5 mm <sup>2</sup>
2 conductors with same cross section, solid max.	6 mm <sup>2</sup>
2 conductors with same cross section, stranded min.	0.5 mm <sup>2</sup>
2 conductors with same cross section, stranded max.	6 mm <sup>2</sup>
2 conductors with same cross section, stranded, ferrules without plastic sleeve, min.	0.5 mm <sup>2</sup>
2 conductors with same cross section, stranded, ferrules without plastic sleeve, max.	2.5 mm <sup>2</sup>
2 conductors with same cross section, stranded, TWIN ferrules with plastic sleeve, min.	0.5 mm <sup>2</sup>
2 conductors with same cross section, stranded, TWIN ferrules with plastic sleeve, max.	4 mm <sup>2</sup>

# Printed-circuit board connector - PCU 6/ 8-STD-10,16 - 1922695

## Technical data

### Connection data

Minimum AWG according to UL/CUL	20
Maximum AWG according to UL/CUL	8

## Classifications

### eCl@ss

eCl@ss 4.0	272607xx
eCl@ss 4.1	27260701
eCl@ss 5.0	27260701
eCl@ss 5.1	27260701
eCl@ss 6.0	27260704
eCl@ss 7.0	27440402
eCl@ss 8.0	27440402

### ETIM

ETIM 3.0	EC001121
ETIM 4.0	EC002643
ETIM 5.0	EC002637

### UNSPSC

UNSPSC 6.01	30211810
UNSPSC 7.0901	39121409
UNSPSC 11	39121409
UNSPSC 12.01	39121409
UNSPSC 13.2	39121409

## Approvals

### Approvals

---

Approvals

UL Recognized / cUL Recognized / GOST / GOST / cULus Recognized

---

Ex Approvals


---

Approvals submitted


# Printed-circuit board connector - PCU 6/ 8-STD-10,16 - 1922695

## Approvals

### Approval details


UL Recognized 

	B	C
mm <sup>2</sup> /AWG/kcmil	20-8	20-8
Nominal current I <sub>N</sub>	50 A	50 A
Nominal voltage U <sub>N</sub>	600 V	600 V

cUL Recognized 

	B	C
mm <sup>2</sup> /AWG/kcmil	20-8	20-8
Nominal current I <sub>N</sub>	50 A	50 A
Nominal voltage U <sub>N</sub>	600 V	600 V

GOST 

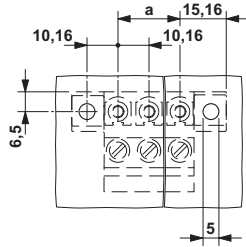
GOST 

cULus Recognized  

## Drawings

# Printed-circuit board connector - PCU 6/ 8-STD-10,16 - 1922695

Drilling diagram



Dimensioned drawing

