
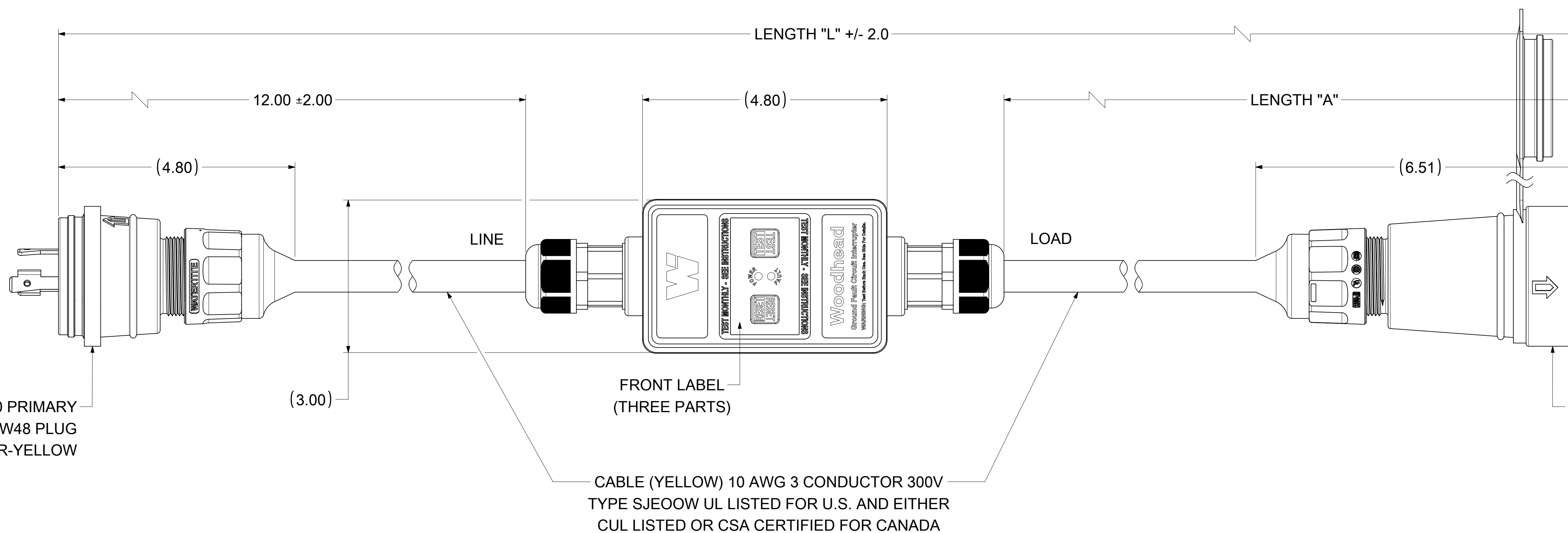


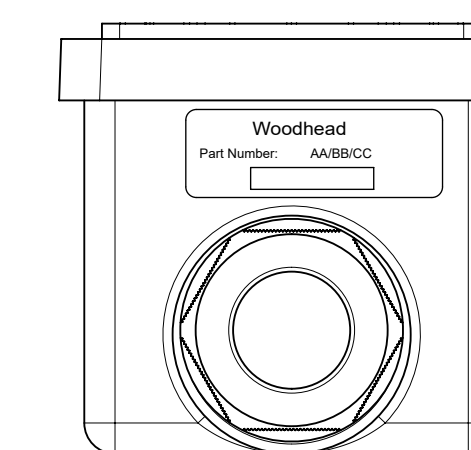
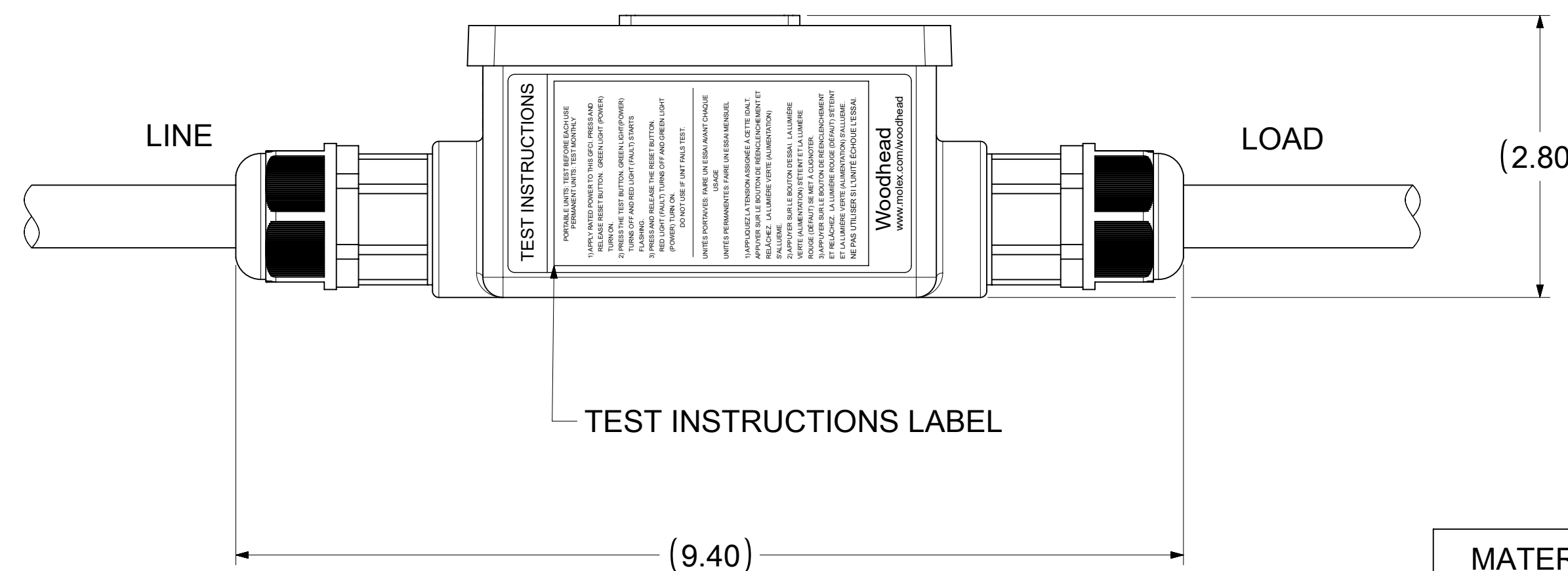
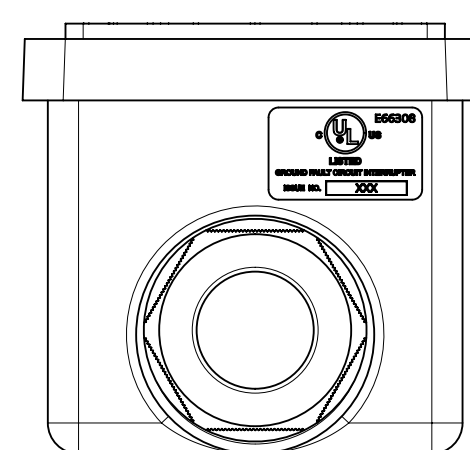
NEMA L6-30 PRIMARY  
WOODHEAD #28W48 PLUG  
COLOR-YELLOW



NEMA L6-30 SECONDARY  
WOODHEAD #29W48 CONNECTOR  
COLOR-YELLOW

FRONT LABEL  
(THREE PARTS)

CABLE (YELLOW) 10 AWG 3 CONDUCTOR 300V  
TYPE SJE00W UL LISTED FOR U.S. AND EITHER  
CUL LISTED OR CSA CERTIFIED FOR CANADA



TEST INSTRUCTIONS LABEL

**TECHNICAL**

LISTED: UL & CSA  
 RATED SUPPLY VOLTAGE: 240VAC  
 RATED CURRENT: UP TO 30 AMPS  
 RESET TYPE: AUTOMATIC OR MANUAL  
 OPERATING FREQUENCY: 60 Hz  
 TYPE: CLASS A  
 GROUND TRIP CURRENT: 5mA +/- 1mA  
 OVERLOAD CURRENT: 180 AMPS, 0.45PF  
 INSULATION VOLTAGE: 1,500 VRMS - 1 MINUTE  
 ENDURANCE OPERATIONS: 3000 OPERATIONS  
 ENCLOSURE: NEMA 4X/6P

MATERIAL NO.	ENGINEERING NO.	LENGTH "L"	LENGTH "A"	POWER-UP
1301530193	30054-1A	2 FT 9.4 IN.	1 FT	AUTO
1301530199	30054-6A	7 FT 9.4 IN.	6 FT	AUTO
1301530196	30054-25A	26 FT 9.4 IN.	25 FT	AUTO
1301530194	30054-1M	2 FT 9.4 IN.	1 FT	MANUAL
1301530200	30054-6M	7 FT 9.4 IN.	6 FT	MANUAL
1301530197	30054-25M	26 FT 9.4 IN.	25 FT	MANUAL

FUNCTIONAL SYMBOLS FA = 0 FC = 0 FP = 0	THIS DRAWING CONTAINS INFORMATION THAT IS PROPRIETARY TO MOLEX ELECTRONIC TECHNOLOGIES, LLC AND SHOULD NOT BE USED WITHOUT WRITTEN PERMISSION		CURRENT REV DESC: NEW SALES DRAWING CREATED	
	DIMENSION UNITS <b>INCH</b>	SCALE <b>NTS</b>	 30A/240V INLINE GFCI AUTO 2FT WATERTITE NEMA PRODUCT CUSTOMER DRAWING	
GENERAL TOLERANCES (UNLESS SPECIFIED)		EC NO: 666699		
ANGULAR TOL ± °		4 PLACES ±	CHK'D: DNGUYEN62	2021/08/16
DIVISIONAL SYMBOLS		3 PLACES ±	APPR: HKNEELAND	2021/08/17
DRAFT WHERE APPLICABLE MUST REMAIN WITHIN DIMENSIONS		2 PLACES ±	INITIAL REVISION:	
THIRD ANGLE PROJECTION		1 PLACE ±	DRWN: PPURSTANDEL	2021/07/06
D-DRAWING		0 PLACES ±	APPR: HKNEELAND	2021/08/17
SERIES		DOCUMENT NUMBER		
130153		1301530193		DOC TYPE: PSD
MATERIAL NUMBER		CUSTOMER		DOC PART: 000
SEE TABLE		GENERAL MARKET		REVISION: A
SHEET NUMBER		1 OF 1		