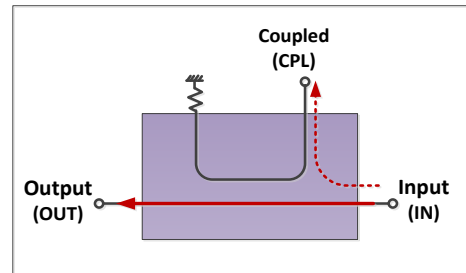


RoHS Compliant

Electrical schematic

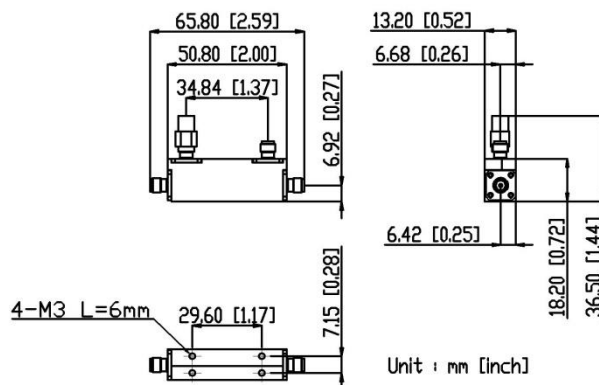


Electrical Specifications

Parameter	Unit	Frequency (GHz)	Min.	Typ.	Max.
Nominal Coupling	dB	2 – 18	9	10	11
Coupling Flatness				±0.6	±0.9
Directivity			17	21	
Main Line VSWR	:1	2 – 8		1.15	1.25
		8 – 18		1.20	1.30
Coupled Line VSWR		2 – 8		1.20	1.25
		8 – 18		1.25	1.35
Insertion Loss (Including Coupling Loss)	dB	2 – 18		1.1	1.4
Average Power Handling	W	2 – 18			20

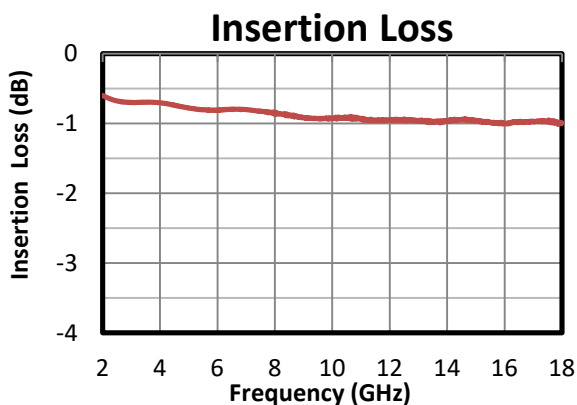
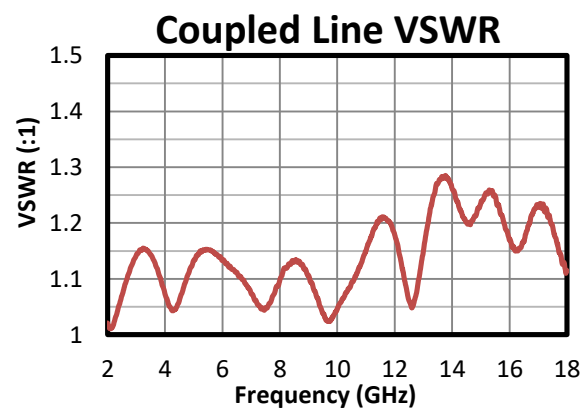
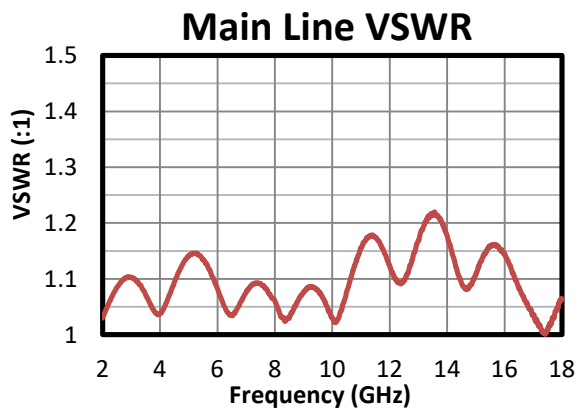
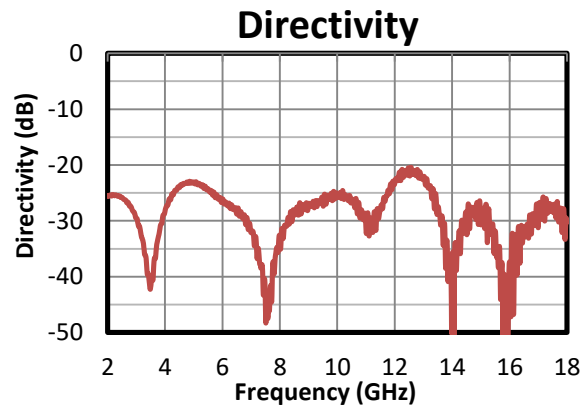
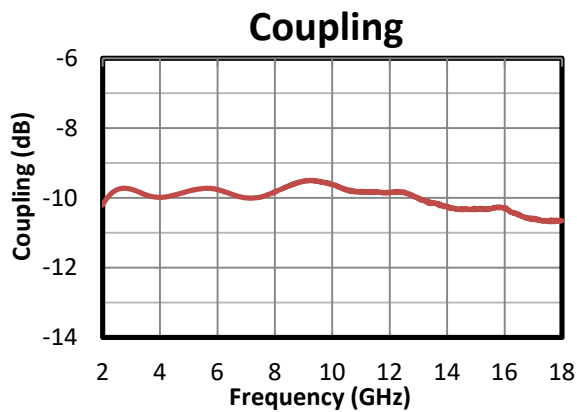
Operated in 50Ω system, 25°C environment.

Outline Drawing



Connectors: SMA Female

Typical Performance



Typical performance S-parameter file: <https://www.amtery.com/en/goods-52>

For each S/N S-parameter file, go to <https://www.amtery.com/en/downloads>

Note: Specifications are subject to change without notice.