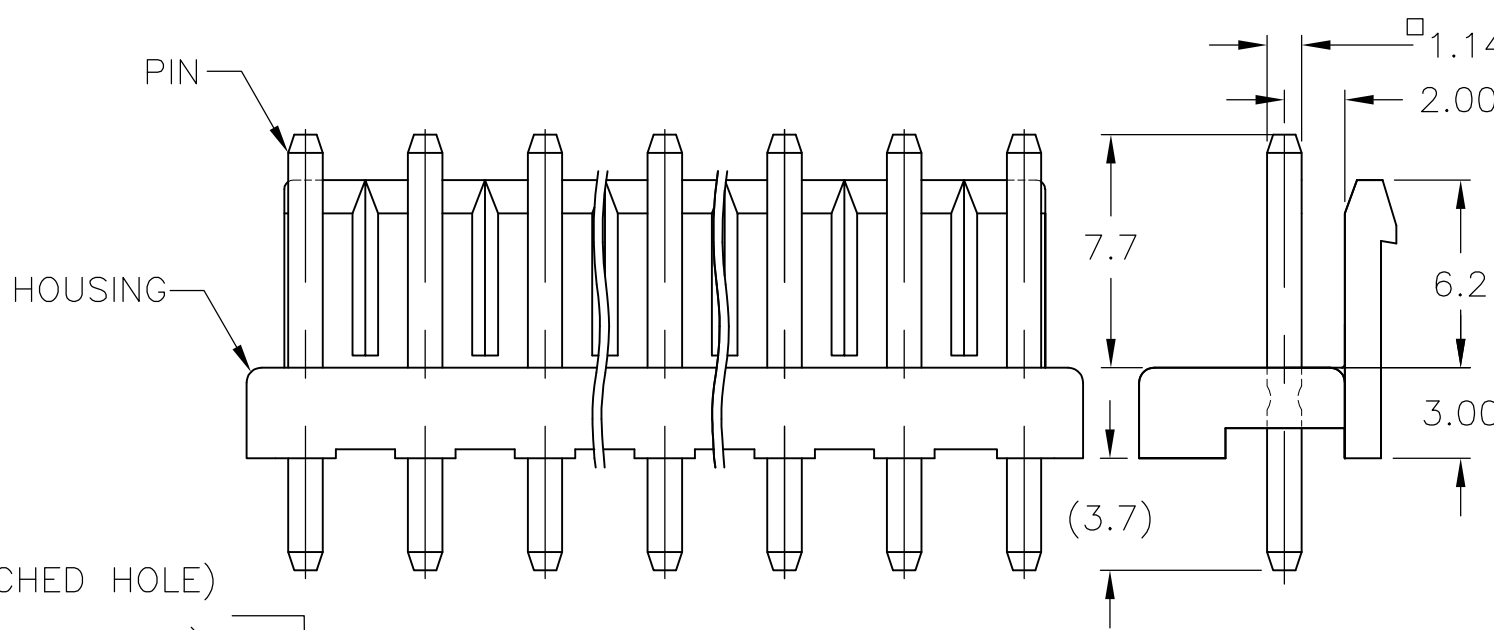
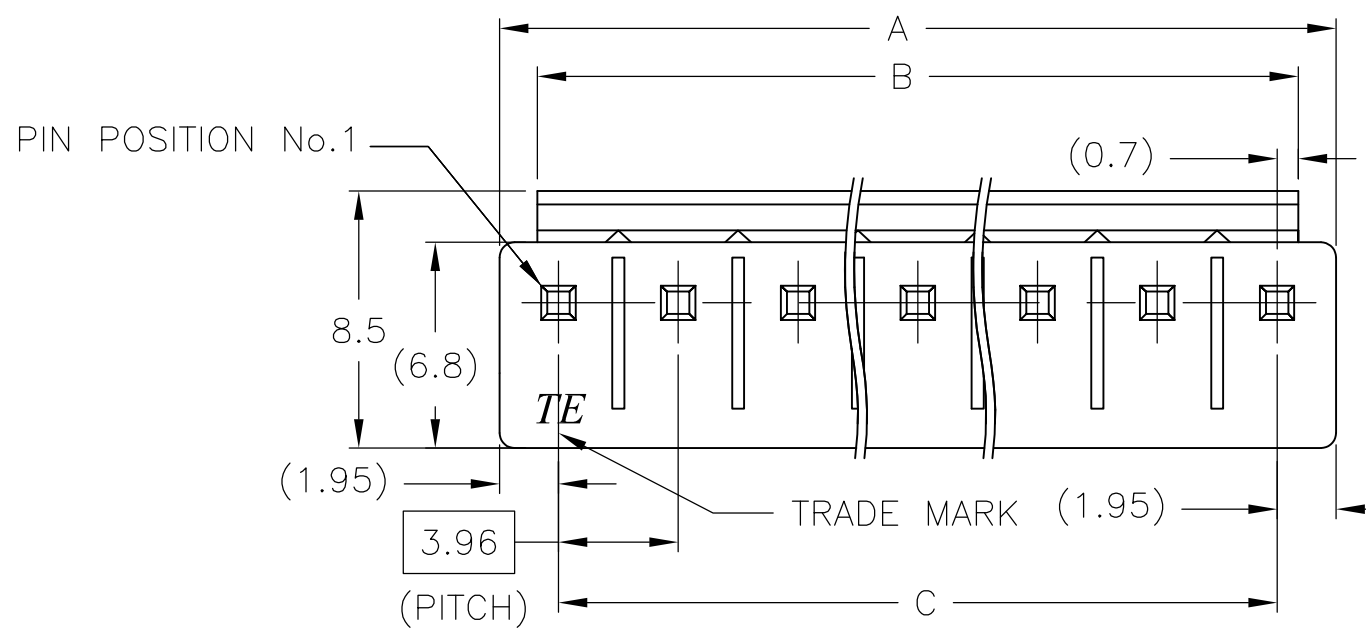
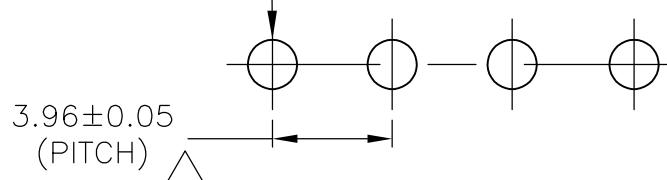


THIS DRAWING IS UNPUBLISHED. RELEASED FOR PUBLICATION
 © COPYRIGHT - By - ALL RIGHTS RESERVED.

LOC	DIST	REVISIONS			
P	LTR	DESCRIPTION	DATE	DWN	APVD
J	-	C1	REVISED PER ECO-14-017125	13NOV14	JR TM



$\phi 1.60^{+0.1}_{-0.0}$ (PUNCHED HOLE)
 $\phi 1.65^{+0.1}_{-0.0}$ (DRILLED HOLE)



4

2 FIG. 1

- 1 MATING CONN P/N: □-1123722-□
- 2 APPLICABLE P.C.B LAYOUT: SEE FIG. 1
- 3 APPLICABLE P.C.B THICKNESS: 1.60
- 4 SKETCHES SHOW NO CONTACTS MISSING.
- 5 CONTACT: POST TIN OVER BRASS
- 6 HOUSING: PBT, 30% GLASS, UL94-V0

0	X	X	0										4	-	NATURAL	11.9	13.3	15.8	5 6	1-1565033-2	
1	2	3	4	5	6	7	8	9	10	11	12	NO OF POSITIONS		GWT	COLOR	DIM C	DIM B	DIM A	MATERIAL/ FINISH	PART NUMBER	
POSITION ("O" WITH PIN/"X" WITHOUT PIN)																					

THIS DRAWING IS A CONTROLLED DOCUMENT.

DIMENSIONS: mm	TOLERANCES UNLESS OTHERWISE SPECIFIED:
	0 PLC ± 0.5
	1 PLC ± 0.5
	2 PLC ± 0.30
	3 PLC ±
	4 PLC ±
	ANGLES ±
MATERIAL SEE TABLE	FINISH SEE TABLE

DWN	18JAN2014	NAGALAKSHMI K
CHK	18JAN2014	MICHELUTTI THOMAS
APVD	18JAN2014	MICHELUTTI THOMAS
PRODUCT SPEC	108-5609	
APPLICATION SPEC	-	
WEIGHT	-	
CUSTOMER DRAWING		

TE Connectivity				NAME			
				3.96MM PITCH ECONOMY POWER (EP) CONNECTOR HEADER ASSEMBLY			
SIZE	CAGE CODE	DRAWING NO	RESTRICTED TO				
A3	00779	C-1565033	-				
SCALE		SHEET		REV			
-		1 OF 1		C1			