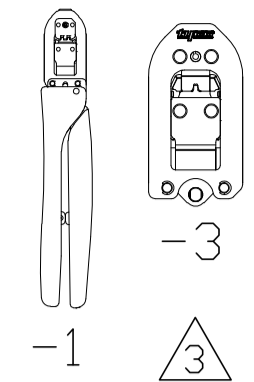
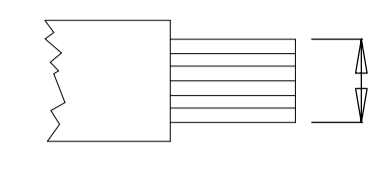
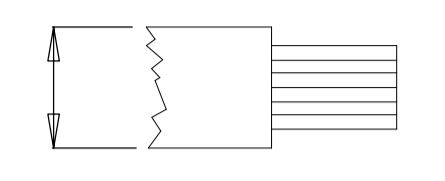
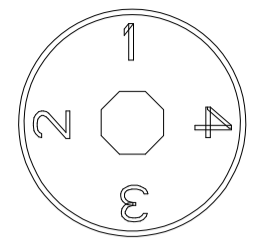
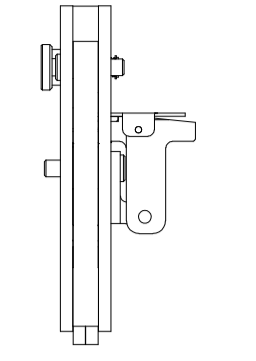
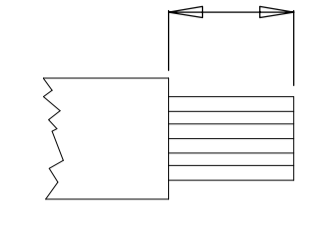
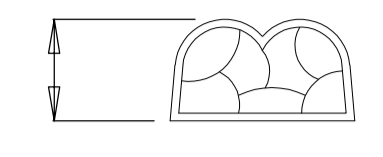
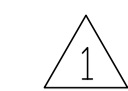
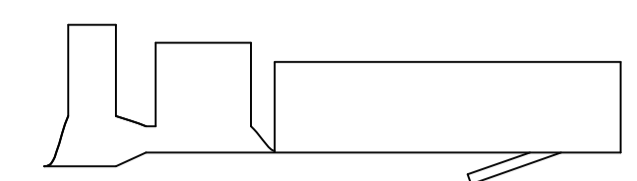
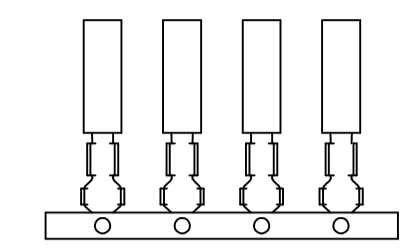


THIS DRAWING IS A CONTROLLED DOCUMENT. DWG NO 1583001

TOOL NUMBER 	WIRE SIZE mm ² [AWG] 	INSULATION DIAMETER mm [in.] 	INSUL. ADJ. 	FLIP LOCATOR 	STRIP LENGTH mm [in.] 	CRIMP HEIGHT mm [in.] 	CONTACT PART NUMBERS 		CONTACT DESCRIPTION	APPLIC. SPECIF.
							LOOSE PIECE 	STRIP FORM 		
91501-1 91501-3	0.2 - 0.38 [24-22] 0.5-0.6 [20]	1.52 MAX [0.060 MAX]	YES	NO	3.18 ± 0.38 [0.125 ± .015]	0.74 ± 0.05 [0.029 ± .002] 0.89 ± 0.05 [0.035 ± .002]	794610-[]	794606-[]	Micro MATE-N-LOK Contacts	114-13000
91502-1 91502-3	0.05-0.15 [26-30]	1.52 MAX [0.060 MAX]	YES	NO	3.81 ± 0.38 [0.150 ± .015]	0.58 ± .05 [0.023 ± .002]	794611-[]	794607-[]	Micro MATE-N-LOK Contacts	114-13000
91504-1 91504-3	0.5 - 2.1 [20-14] (Two Wires Total) 0.8-0.9[18] plus (+) 0.8-1.4[18-16]	2.54 - 3.3 [0.100-0.130] 2.92 MAX [0.115 MAX]	YES	NO	4.75 ± 0.38 [0.187 ± .015]	1.35 ± 0.05 [0.053 ± .002] 1.63 ± 0.08 [0.064 ± .003]	60619-[] 60620-[] 170121-[]	61117-[] 61118-[] 170120-[]	Commercial MATE-N-LOK contacts	114-1012
91512-1 91512-3	0.20 - 0.56 [24-20] 0.75 - 0.96 [18]	1.52 - 2.54 [0.060-0.100]	YES	NO	4.75 ± 0.38 [0.187 ± .015]	0.99 ± 0.05 [0.039 ± .002] 1.24 ± 0.05 [0.049 ± .002]	61473-[] 60618-[] 60617-[] 170148-[]	61115-[] 61116-[] 61314-[] 170147-[]	Commercial MATE-N-LOK contacts	114-1012
91528-1 91528-3	0.2 - 0.6 [24-20] 0.8 - 0.9 [18]	1.09-1.91 [0.043-0.075] 1.52-2.54 [0.060-0.100]	YES	NO	4.75 ± 0.38 [0.187 ± .015]	0.99 ± 0.05 [0.039 ± .002] 1.24 ± 0.05 [0.049 ± .002]	61473-[] 60618-[] 60617-[]	61115-[] 61116-[] 61314-[]	Commercial MATE-N-LOK contacts	114-1012
91597-1 91597-3	0.20 - 0.56 [24-20] 0.75 - 0.89 [18]	1.52 - 2.54 [0.060-0.100]	YES	NO	4.75 ± 0.38 [0.187 ± .015]	0.99 ± 0.05 [0.039 ± .002] 1.24 ± 0.05 [0.049 ± .002]	640706-[] 640707-[] 770258-[] 770522-[]	640252-[] 350980-[] 770476-[]	SL-156 receptacles BIFURCATED LEAF CONTACT	114-1021 114-1015
91598-1 91598-3	0.2 - 0.6 [24-20] 0.8 - 0.9 [18]	1.09-1.91 [0.043-0.075] 1.52-2.54 [0.060-0.100]	YES	NO	4.75 ± 0.38 [0.187 ± .015]	0.99 ± 0.05 [0.039 ± .002] 1.24 ± 0.05 [0.049 ± .002]	640706-[] 640707-[] 770258-[] 770522-[]	640252-[] 350980-[] 770476-[]	SL-156 receptacles BIFURCATED LEAF CONTACT	114-1021 114-1015

 LIST OF APPLIED CONTACT PART NUMBERS IS SUBJECT TO CHANGE. FOR CURRENT INFORMATION, CONTACT THE TOOLING ASSISTANCE CENTER : 1-800-722-1111.

2. AMP, CERTI-CRIMP, and MATE-N-LOK are trademarks.

 -1 IS A CERTICRIMP II HAND TOOL ASSEMBLY. -3 IS A CERTICRIMP II HEAD SUB-ASSEMBLY.

4. THE HAND TOOL INSTRUCTION SHEET, ALSO KNOWN AS AN "IS", FOR MOST CERTI-CRIMP II TOOLS USE IS 408-8547. IF THE TOOL HAS A FLIP LOCATOR USE IS 408-10414.

CERTI-CRIMP II DATA SHEET

DRN	M.YOUNGER	21FEB2012	MATERIAL	-	HEAT TREAT	-
CHK	B.A. WOLFE	22FEB2012				
APVD	B.A. WOLFE	22FEB2012				
NAME	CERTI-CRIMP II TOOL DATA SHEET					
	MATE-N-LOK CONTACT FAMILY					
SCALE	-	SIZE	A1	DRAWING NO	1583001	SHEET 1 of 1
REV	B5					

DIMENSIONS:		TOLERANCES UNLESS OTHERWISE SPECIFIED:	
mm	0 PLC ± -	1 PLC ± -	2 PLC ± -
	3 PLC ± -	4 PLC ± -	
ANGLES:		SURFACE TEXTURE	
-		√	

P	TR	REVISION RECORD	DATE	OWN	APVD

LOC A
DIST 00