


Data sheet | Item number: 294-5072

Lighting connector; push-button, external; without ground contact; 2-pole;
Lighting side: for solid conductors; Inst. side: for all conductor types; max.
2.5 mm²; Surrounding air temperature: max 85°C (T85); 2,50 mm²; white



www.wago.com/294-5072



Color:

Subject to changes. Please also observe the further product documentation!

WAGO GmbH & Co. KG
Hansastr. 27
32423 Minden
Phone: +49571 887-0 | Fax: +49571 887-169
Email: info.de@wago.com | Web: www.wago.com

Do you have any questions about our products?
We are always happy to take your call at +49 (571) 887-44222.



Item description

- External connection of solid, stranded and fine-stranded conductors
- Universal conductor termination (AWG, metric)
- Third contact located at the bottom of internal connection end
- Strain relief plate can be retrofitted

Data

Electrical data

Subject to changes. Please also observe the further product documentation!



Ratings per IEC/EN

Ratings per	IEC/EN 60998-1
Ratings (note)	Connection points
Nominal voltage (II/2)	500 V
Rated surge voltage (II/2)	4 kV
Rated current	24 A
Legend (ratings)	(II / 2) \triangleq Overvoltage category II / Pollution degree 2

Ratings per IEC/EN 2

Ratings per 2	IEC/EN 60998-2-2
Ratings (note) 2	Connection points
Rated voltage (II/2) 2	500 V
Rated surge voltage (II/2) 2	4 kV
Rated current 2	24 A

Connection data

Connection points	10
Total number of potentials	2
Number of connection types	4
PE function	without PE contact

Connection 1

Connection type 1	External 1
Connection technology	Push-in CAGE CLAMP [®]
Number of connection points	2
Actuation type	Push-button
Connectable conductor materials	Copper
Solid conductor	0.5 ... 2.5 mm ² / 18 ... 12 AWG
Solid conductor; push-in termination	0.5 ... 2.5 mm ² / 18 ... 12 AWG
Stranded conductor	0.5 ... 2.5 mm ² / 18 ... 14 AWG
Fine-stranded conductor	0.5 ... 2.5 mm ² / 18 ... 14 AWG
Fine-stranded conductor; with insulated ferrule	0.5 ... 1.5 mm ² / 18 ... 16 AWG
Fine-stranded conductor; with uninsulated ferrule	0.5 ... 1.5 mm ² / 18 ... 16 AWG
Fine-stranded conductor; with ferrule; push-in termination	0.5 mm ² / 18 AWG
Strip length	8 ... 9 mm / 0.31 ... 0.35 inches

Subject to changes. Please also observe the further product documentation!



Pole number	2
Wiring direction	Side-entry wiring

Connection 2

Connection type 2	Internal 2
Connection technology 2	PUSH WIRE®
Number of connection points 2	1
Actuation type 2	Push-in
Solid conductor 2	0.5 ... 2.5 mm ² / 18 ... 14 AWG
Fine-stranded conductor; with insulated ferrule 2	0.5 ... 1 mm ² / 18 ... 16 AWG
Fine-stranded conductor; with uninsulated ferrule 2	0.5 ... 1.5 mm ² / 18 ... 14 AWG
Strip length 2	8 ... 9 mm / 0.31 ... 0.35 inches

Connection 3

Connection type 3	Internal 3
Connection technology 3	PUSH WIRE®
Number of connection points 3	1
Actuation type 3	Push-in
Solid conductor 3	0.5 ... 1.5 mm ² / 18 ... 16 AWG
Fine-stranded conductor; with insulated ferrule 3	0.5 ... 0.75 mm ² / 18 AWG
Fine-stranded conductor; with uninsulated ferrule 3	0.5 ... 1 mm ² / 18 AWG
Strip length 3	8 ... 9 mm / 0.31 ... 0.35 inches

Connection 4

Connection type 4	Internal 4
Connection technology 4	PUSH WIRE®
Number of connection points 4	1
Actuation type 4	Push-in
Solid conductor 4	0.5 ... 0.75 mm ² / 18 AWG
Strip length 4	8 ... 9 mm / 0.31 ... 0.35 inches

Physical data

Pin spacing	10 mm / 0.394 inches
Width	20 mm / 0.787 inches
Height	21.53 mm / 0.848 inches
Height from the surface	17 mm / 0.669 inches

Subject to changes. Please also observe the further product documentation!

WAGO GmbH & Co. KG
 Hansastr. 27
 32423 Minden
 Phone: +49571 887-0 | Fax: +49571 887-169
 Email: info.de@wago.com | Web: www.wago.com

Do you have any questions about our products?
 We are always happy to take your call at +49 (571) 887-44222.



Depth	27.3 mm / 1.075 inches
-------	------------------------

Mechanical Data

Marking	- ±
Mounting type	Snap-in foot

Material Data

Note (material data)	Information on material specifications can be found here
Color	white
Material group	IIIa
Insulation material	Polycarbonate (PC)
Flammability class per UL94	V0
Clamping spring material	Chrome-nickel spring steel (CrNi)
Contact material	Electrolytic copper (E _{Cu})
Contact plating	Tin
Fire load	0.123 MJ
Halogen-free	Yes
Weight	6.2 g

Environmental requirements

Temperature stability	120 °C
T marking	T85

Commercial data

Product Group	8 (Misc. Chassis Mount Blocks)
eCl@ss 10.0	27-14-11-06
eCl@ss 9.0	27-14-11-06
ETIM 8.0	EC001284
ETIM 7.0	EC001284
PU (SPU)	1000 pcs
Packaging type	Foil
Country of origin	CH
GTIN	4050821098317
Customs tariff number	85369010000

Subject to changes. Please also observe the further product documentation!



Environmental Product Compliance

CAS-No.	131651-65-5 144317-44-2 220133-51-7 220689-12-3 25628-08-4 29420-49-3 375-73-5 503155-89-3 507453-86-3 68259-10-9
REACH Candidate List Substance	Perfluorobutane sulfonic acid (PFBS) and its salts
RoHS Compliance Status	Compliant, With Exemption
RoHS Exemption	6(c) 7(a) 7(c)-I 7(c)-II
SCIP notification number (Austria)	a5d9a272-835c-410a-b588-7adafed474ee
SCIP notification number (Belgium)	f1b7d8d6-b43b-46e3-949c-a194a3d8243a
SCIP notification number (Bulgaria)	c0d90341-0e84-4e9c-85ba-da78b77b70f7
SCIP notification number (Czech Republic)	c1adbdbc-7022-4600-b6c5-588920c1999a
SCIP notification number (Denmark)	4202437e-a867-469b-b48d-5cbf4b059be2
SCIP notification number (Finland)	a4f81ea8-65a1-45cc-87fa-11a90222ae73
SCIP notification number (France)	5b5e2448-ad60-41d5-9105-37806dd8042a
SCIP notification number (Germany)	c0c83c05-7086-46d2-a018-1b670a108c64
SCIP notification number (Hungary)	e28c0e28-f2b7-4657-970c-becfbf07f34c
SCIP notification number (Italy)	d04a477a-cd5d-48a6-baf7-c3c48485b7dd
SCIP notification number (Netherlands)	5e602158-03fc-4fdc-9619-97d275d457d2
SCIP notification number (Poland)	7ac160e8-cb61-421d-8e4c-06a5449199c3
SCIP notification number (Romania)	ed989cd6-5a35-4b9a-a468-9ebcea7b19e9
SCIP notification number (Sweden)	5faa4e4a-8f36-427f-afa5-6be03d3f330b

Approvals / Certificates

General approvals

Logo	Approval	Additional Approval Text	Certificate name
	ENEC 05 DEKRA Certification B.V.	EN 60998	2128791.01

Declarations of conformity and manufacturer's declarations

Certificate

Subject to changes. Please also observe the further product documentation!

WAGO GmbH & Co. KG
Hansastr. 27
32423 Minden
Phone: +49571 887-0 | Fax: +49571 887-169
Email: info.de@wago.com | Web: www.wago.com

Do you have any questions about our products?
We are always happy to take your call at +49 (571) 887-44222.



Logo	Approval	Additional Approval Text	name
	EU-Declaration of Conformity WAGO GmbH & Co. KG	-	-
	UK-Declaration of Conformity WAGO GmbH & Co. KG	-	-

Optional accessories

Strain relief

Strain relief		
Item no.: 294-370 Strain relief; for 294 Series; with snap-in mounting feet; white		www.wago.com/294-370
Item no.: 294-375 Strain relief; for 294 Series; without snap-in mounting feet; white		www.wago.com/294-375
Strain relief plate		
Item no.: 294-364 Strain relief plate; for 294 Series; for multicore cables; 3- to 5-pole; with secured clamp; white		www.wago.com/294-364
Item no.: 294-384 Strain relief plate; for 294 Series; for single strands; 3- to 5-pole; with secured clamp; white		www.wago.com/294-384

Tool

Operating tool		
Item no.: 206-294 Disconnection tool; green		www.wago.com/206-294

Downloads

Documentation

Bid Text

294-5072 X81 - Datei	2019 年2月19 日	xml 5.7 kB	Download
294-5072 doc - Datei	2017 年6月13 日	doc 27.6 kB	Download

Additional Information

		pdf 2.3 MB	Download
--	--	---------------	----------

Subject to changes. Please also observe the further product documentation!

WAGO GmbH & Co. KG
Hansastr. 27
32423 Minden
Phone: +49571 887-0 | Fax: +49571 887-169
Email: info.de@wago.com | Web: www.wago.com

Do you have any questions about our products?
We are always happy to take your call at +49 (571) 887-44222.

CAD/CAE-Data

CAD data

2D/3D Models 294-5072	URL	Download
-----------------------	---------------------	--------------------------

CAE data

WSCAD Universe 294-5072	URL	Download
-------------------------	---------------------	--------------------------

ZUKEN Portal 294-5072	URL	Download
-----------------------	---------------------	--------------------------

Environmental Product Compliance

Compliance Search

Environmental Product Compliance 294-5072	URL	Download
---	---------------------	--------------------------

Lighting connector; push-button, external; without ground contact; 2-pole; Lighting side: for solid conductors; Inst. side: for all conductor types; max. 2.5 mm²; Surrounding air temperature: max 85°C (T85); 2,50 mm²; white

Installation Notes

Installation



2-pole – without ground contact





Snap-in foot

Subject to changes. Please also observe the further product documentation!



Drilled hole for snap-in mounting foot

Conductor termination



Internal connection:

PUSH WIRE® for internal wiring with solid conductors

External connection:

Push-in CAGE CLAMP® for field-wiring with all conductor types

Subject to changes. Please also observe the further product documentation!



Terminating five conductors per pole – solid and fine-stranded.



Subject to changes. Please also observe the further product documentation!