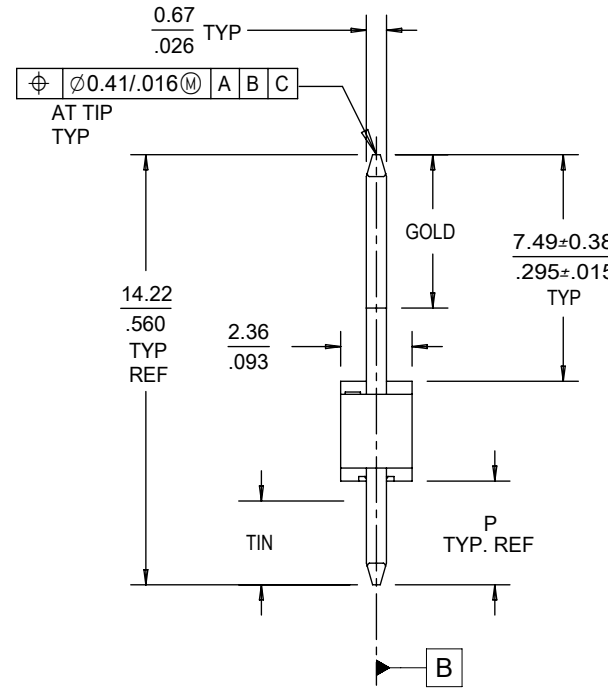
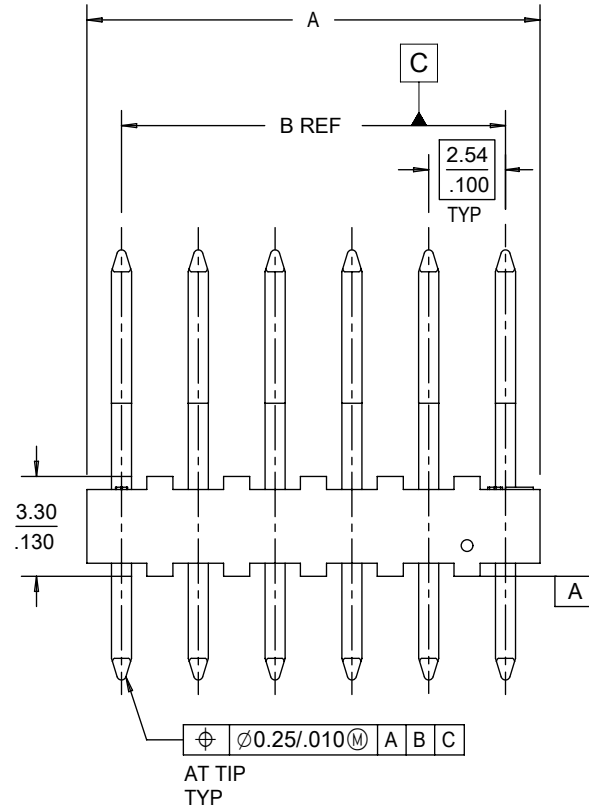


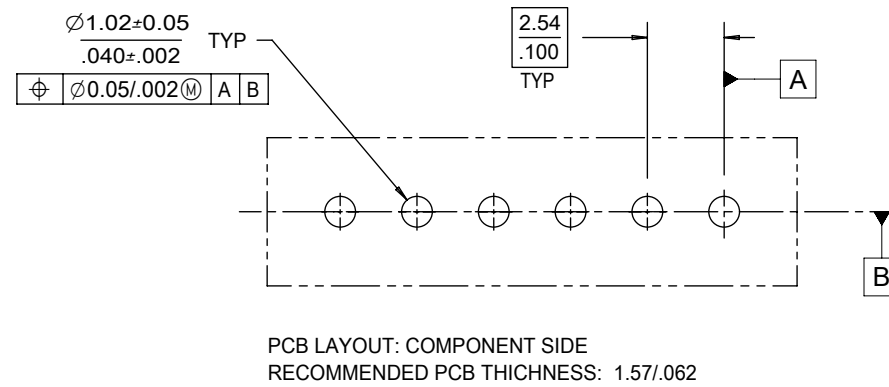
SEE NOTE 8



NOTES:

- MATERIAL: NYLON, UL 94V-0, COLOR: WHITE
- FINISH:
 197 = OVERALL REFLOWED MATTE TIN: 0.00152/.000060 MIN. OVER 0.00127/.000050 MIN. NICKEL
 228 = SELECT GOLD: 0.00076/.000030 MIN. SELECT MATTE TIN: 0.00254/.000100 MIN. OVERALL NICKEL UNDERPLATE: 0.00127/.000050 MIN.
 241 = SELECT GOLD: 0.00051/.000020 MIN. SELECT MATTE TIN: 0.00254/.000100 MIN. OVERALL NICKEL UNDERPLATE: 0.00127/.000050 MIN.
- PRODUCT SPEC: PS-10-07
- PACKAGING SPEC: PK-4030-001
- SOLDERABILITY SPEC: SMES-152
- PIN PUSHOUT FORCE: 8.9N / 2 LBS MIN
- PARTS ARE STACKABLE END TO END AND SIDE TO SIDE ON 2.54/.100 CENTERS
- THIS PART CONFORMS TO CLASS B REQUIREMENTS OF COSMETIC SPECIFICATION PS-45499-002 EXCEPT THIN WALLS ON STANDOFFS CONFIRM TO CLASS C REQUIREMENTS FOR SHORT FILL
- NON-STANDARD PARTS SEE SD-4030-0002
- TEXT ON PART IS FOR REFERENCE ONLY. TEXT AND TEXT LOCATION MAY VARY DEPENDING ON PART NUMBER AND/OR TOOL

CKTS	DIM A	DIM B
02	4.83±0.20 .190±.008	2.54 .100
03	7.37±0.20 .290±.008	5.08 .200
04	9.91±0.20 .390±.008	7.62 .300
05	12.45±0.20 .490±.008	10.16 .400
06	14.99±0.23 .590±.009	12.70 .500
07	17.53±0.23 .690±.009	15.24 .600
08	20.07±0.23 .790±.009	17.78 .700
09	22.61±0.25 .890±.010	20.32 .800
10	25.15±0.25 .990±.010	22.86 .900
11	27.69±0.25 1.090±.010	25.40 1.000
12	30.23±0.28 1.190±.011	27.94 1.100
13	32.77±0.28 1.290±.011	30.48 1.200
14	35.31±0.28 1.390±.011	33.02 1.300
15	37.85±0.28 1.490±.011	35.56 1.400
16	40.39±0.28 1.590±.011	38.10 1.500



QUALITY SYMBOLS 	THIS DRAWING CONTAINS INFORMATION THAT IS PROPRIETARY TO MOLEX ELECTRONIC TECHNOLOGIES, LLC AND SHOULD NOT BE USED WITHOUT WRITTEN PERMISSION										
	NOTE 8 UPDATED EC NO: 168043 DRWN: PKH CHK'D: SS06 REV APPR: ISHWARG	2017/10/27 2017/11/13 2017/11/17		GENERAL TOLERANCES (UNLESS SPECIFIED) MM INCH		DIMENSION UNITS MM/IN		SCALE 4:1		 KK 100 HEADER ASSEMBLY	
		4 PLACES ± ±		DRWN BY KSAMIEC		DATE 2011/03/21					
		3 PLACES ± ± 0.015		CHK'D BY MKIPPER		DATE 2011/03/22					
	2 PLACES ± 0.38 ±		APPR BY JCOMERCI		DATE 2011/09/30		PRODUCT CUSTOMER DRAWING		SERIES 4030		
	1 PLACES ± ±		ANGULAR TOL ± 0.5		DRAWING SIZE B		THIRD ANGLE PROJECTION		MATERIAL NUMBER SEE CHART		
	0 PLACES ± ±		DRAFT WHERE APPLICABLE MUST REMAIN WITHIN DIMENSIONS				CUSTOMER GENERAL MARKET		DOCUMENT NUMBER SD-4030-0001		
	RELEASE STATUS P1		RELEASE DATE 17.11.2017 05:12:53		DRAWING SIZE B		DOC TYPE PSD		DOC PART 001		
	SHEET NUMBER 1 OF 2										

ASSY NO:	A-4030-NA(197)		ASSY NO:	A-4030-NA(241)		ASSY NO:	A-4030-NA(228)		ASSY NO:		
PLATING:	197 OVERALL TIN		PLATING:	241 SELECT GOLD		PLATING:	228 SELECT GOLD		PLATING:		
GOLD:	NA		GOLD:	3.56/.140		GOLD:	3.56/.140		GOLD:		
DIM P:	3.43/.135		DIM P:	3.43/.135		DIM P:	3.43/.135		DIM P:		
TIN:	OVERALL		TIN:	3.43/.135		TIN:	3.43/.135		TIN:		
PACK:	PK-4030-001 (BULK)		PACK:	PK-4030-001 (BULK)		PACK:	PK-4030-001 (BULK)		PACK:		
CKT	PART NO:	ENGINEERING NO:	CKT	PART NO:	ENGINEERING NO:	CKT	PART NO:	ENGINEERING NO:	CKT		
02	22-03-2021	A-4030-02A(197)	02	22-10-2021	A-4030-02A(241)	02	22-10-4028	A-4030-02A(228)	02		
03	22-03-2031	A-4030-03A(197)	03	22-10-2031	A-4030-03A(241)	03	22-10-4038	A-4030-03A(228)	03		
04	22-03-2041	A-4030-04A(197)	04	22-10-2041	A-4030-04A(241)	04	22-10-4048	A-4030-04A(228)	04		
05	22-03-2051	A-4030-05A(197)	05	22-10-2051	A-4030-05A(241)	05	22-10-4058	A-4030-05A(228)	05		
06	22-03-2061	A-4030-06A(197)	06	22-10-2061	A-4030-06A(241)	06	22-10-4068	A-4030-06A(228)	06		
07	22-03-2071	A-4030-07A(197)	07	22-10-2071	A-4030-07A(241)	07	22-10-4078	A-4030-07A(228)	07		
08	22-03-2081	A-4030-08A(197)	08	22-10-2081	A-4030-08A(241)	08	22-10-4088	A-4030-08A(228)	08		
09	22-03-2091	A-4030-09A(197)	09	22-10-2091	A-4030-09A(241)	09	22-10-4098	A-4030-09A(228)	09		
10	22-03-2101	A-4030-10A(197)	10	22-10-2101	A-4030-10A(241)	10	22-10-4108	A-4030-10A(228)	10		
11	22-03-2111	A-4030-11A(197)	11	22-10-2111	A-4030-11A(241)	11	22-10-4118	A-4030-11A(228)	11		
12	22-03-2121	A-4030-12A(197)	12	22-10-2121	A-4030-12A(241)	12	22-10-4128	A-4030-12A(228)	12		
13	22-03-2131	A-4030-13A(197)	13	22-10-2131	A-4030-13A(241)	13	22-10-4138	A-4030-13A(228)	13		
14	22-03-2141	A-4030-14A(197)	14	22-10-2141	A-4030-14A(241)	14	22-10-4148	A-4030-14A(228)	14		
15	22-03-2151	A-4030-15A(197)	15	22-10-2151	A-4030-15A(241)	15	22-10-4158	A-4030-15A(228)	15		
16	22-03-2161	A-4030-16A(197)	16	22-10-2161	A-4030-16A(241)	16	22-10-4168	A-4030-16A(228)	16		

QUALITY SYMBOLS 	THIS DRAWING CONTAINS INFORMATION THAT IS PROPRIETARY TO MOLEX ELECTRONIC TECHNOLOGIES, LLC AND SHOULD NOT BE USED WITHOUT WRITTEN PERMISSION													
	NOTE 8 UPDATED EC NO: 168043 DRWN: PKH CHK'D: SS06 REV APPR: ISHWARG	GENERAL TOLERANCES (UNLESS SPECIFIED)		DIMENSION UNITS		SCALE		 KK 100 HEADER ASSEMBLY PRODUCT CUSTOMER DRAWING						
				MM/IN		4:1								
				MM INCH		DRWN BY DATE								
		4 PLACES ± ±		KSAMIEC		2011/03/21								
		3 PLACES ± ± 0.015		CHK'D BY DATE		MKIPPER 2011/03/22								
	2 PLACES ± 0.38 ±		APPR BY DATE		JCOMERCI 2011/09/30		SERIES		MATERIAL NUMBER		CUSTOMER			
	1 PLACES ± ±		ANGULAR TOL ± 0.5		DRAWING SIZE		THIRD ANGLE PROJECTION		4030		SEE CHART		GENERAL MARKET	
	0 PLACES ± ±		DRAFT WHERE APPLICABLE MUST REMAIN WITHIN DIMENSIONS		B				DOCUMENT NUMBER		DOC TYPE		DOC PART SHEET NUMBER	
	CK3								SD-4030-0001		PSD		001 2 OF 2	