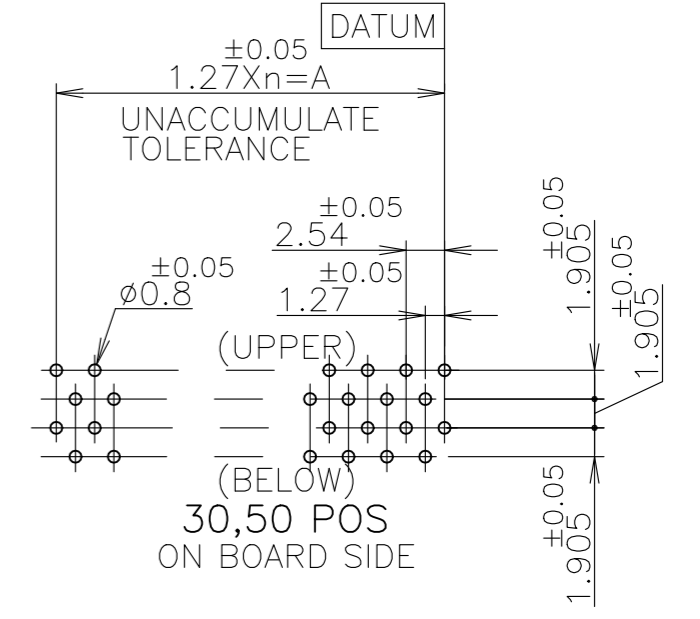
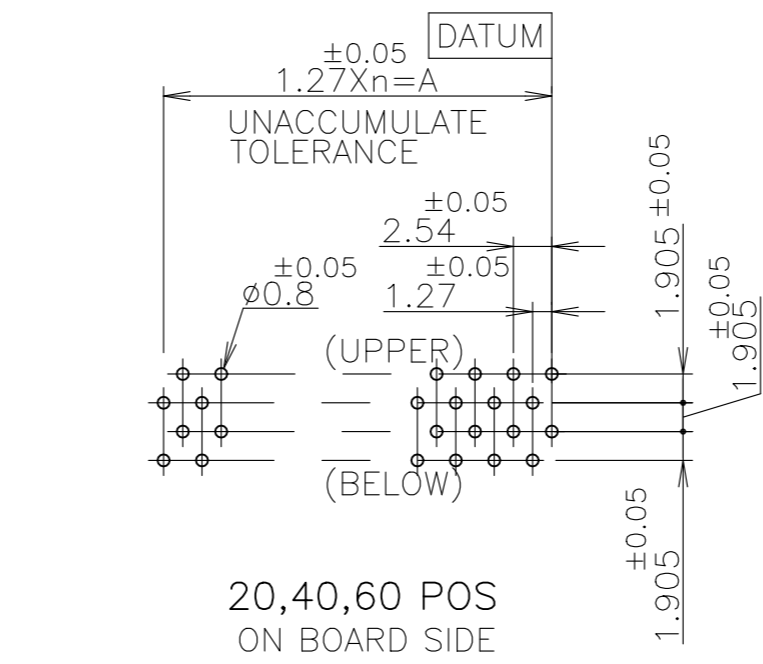
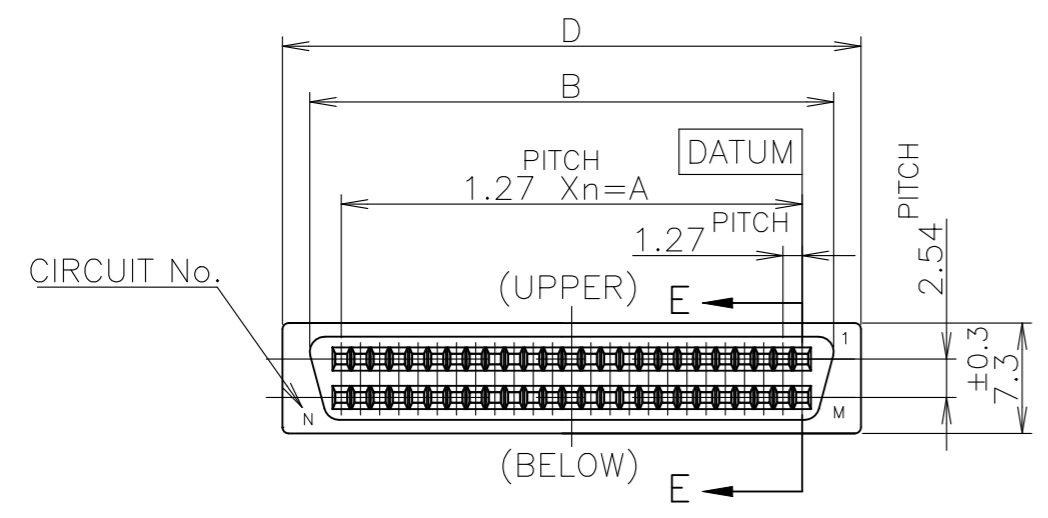
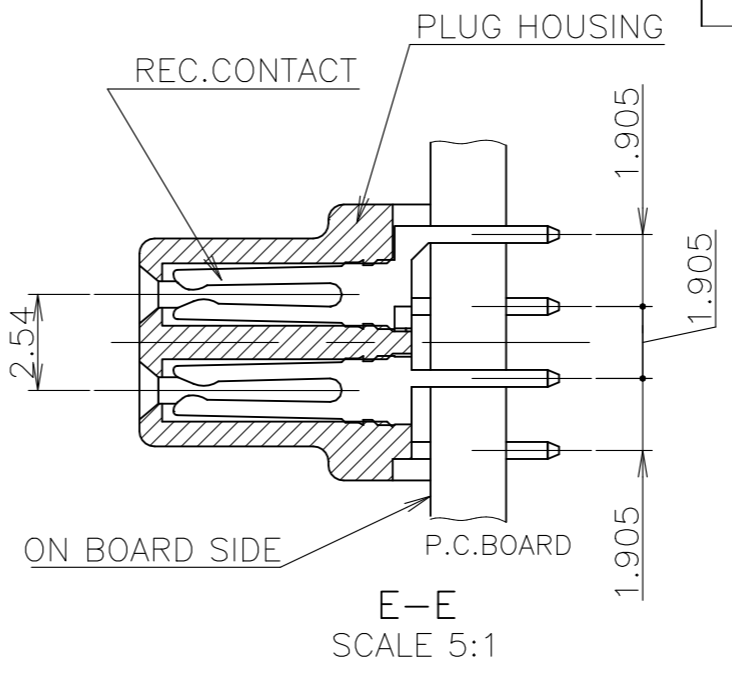
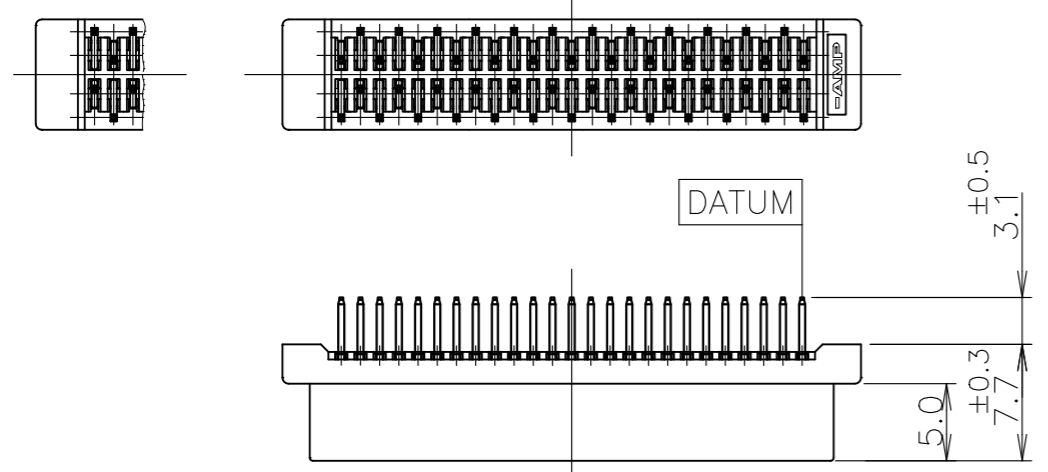


REVISIONS 変更					
P	LTR	DESCRIPTION	DATE	DWN	APVD
	B2	REVISED PER ECN-22-179915	17OCT2022	AK	SZ

40,60 POS

30,50 POS



- USE A P.C.B. WHOSE ARE TREATED WITH SOLDER RESIST.
  - SHOW P.C.B LAYOUT FROM ON BOARD SURFACE SIDE.
  - NUMBER THE CONTACT IN THE P.C.B OR CONNECTOR CONSECUTIVELY FROM "DATUM" SIDE.
- ④ HOUSING MATERIAL : P.B.T(UL94V-0) / BLACK
  - ⑤ CONTACT MATERIAL : PHO-BRONZE
  - ⑥ FINISH : NICKEL 0.00127 MIN THK. OVERALL SELECTIVE GOLD 0.00076 MIN. OR 0.0002 MIN. THK ON CONTACT AREA AND TIN 0.001 MIN THK. ON TINE AREA.

OBSOLETE	6	5	20	9	11.43	15.60	19.20	Au PL. 0.00076 MIN.
	6-	-4	60	29	36.83	41.00	44.60	
OBSOLETE	6	3	50	24	30.48	34.65	38.26	Au PL. 0.0002 MIN.
OBSOLETE	6	-2	40	19	24.13	28.30	31.90	
OBSOLETE	6	-1	30	14	17.78	21.95	25.55	Au PL. 0.0002 MIN.
		-5	20	9	11.43	15.60	19.20	
OBSOLETE		-3	50	24	30.48	34.65	38.26	Au PL. 0.0002 MIN.
		-2	40	19	24.13	28.30	31.90	
OBSOLETE	5174215	-1	30	14	17.78	21.95	25.55	

GENERAL TOLERANCE 一般公差	
10 ≥ :	±0.2
30 ≥ > 10:	±0.25
100 ≥ > 30:	±0.3
ANGLES:	±3°

THIS DRAWING IS A CONTROLLED DOCUMENT.		DWN GAVIN ZHANG 06JUL04
DIMENSIONS: 単位: 耗 mm		CHK T. KAWAMAE 06JUL04
TOLERANCES UNLESS OTHERWISE SPECIFIED: 一般公差		APVD I. ENOMOTO 06JUL04
0 PLC ± -		NAME 名称 PLUG ASSY (VERTICAL W/O SCREW HOLE) AMPLIMITE 050 SERIES I B-TO-B CONN.
1 PLC ± -		
2 PLC ± -		
3 PLC ± -		
4 PLC ± -		PRODUCT SPEC 製品規格 108-60036
ANGLES ± -		APPLICATION SPEC 取付適用規格
FINISH 仕上 SEE NOTE ⑥		SIZE A3
MATERIAL 材料 SEE NOTE ④⑤		CAGE CODE 00779
		DRAWING NO 番号 G-5174215
		RESTRICTED TO
		SCALE 尺度 2:1
		SHEET 1 OF 1
		REV B2

WEIGHT 0.000000		CUSTOMER DRAWING
--------------------	--	------------------