

RF CHARACTERISTICS

Frequency range : **0 - 18 GHz**
 Impedance : **50 Ohms**

Frequency (GHz)	DC - 3	3 - 8	8 - 12.4	12.4 - 18
VSWR max	1.20	1.30	1.40	1.50
Insertion loss max	0.20 dB	0.30 dB	0.40 dB	0.50 dB
Isolation min	80 dB	70 dB	60 dB	60 dB
Average power (*)	240 W	150 W	120 W	100 W

ELECTRICAL CHARACTERISTICS

Actuator : **LATCHING**
 Nominal current ** : **420 mA**
 Actuator voltage (Vcc) : **12V (10.2 to 13V)**
 Terminals : **solder pins (250°C max. / 30 sec.)**
 Self cut-off time : **40 ms < CT < 120 ms**
 TTL inputs (E) - High level : **2.2 to 5.5 V / 800µA at 5.5 V**
 - Low level : **0 to 0.8 V / 20µA at 0.8 V**

MECHANICAL CHARACTERISTICS

Connectors : **SMA female per MIL-C 39012**
 Life : **10 million cycles**
 Switching Time*** : **< 10 ms**
 Construction : **Splashproof**
 Weight : **< 100 g**

ENVIRONMENTAL CHARACTERISTICS

Operating temperature range : **-40°C to +85°C**
 Storage temperature range : **-55°C to +85°C**

(* Average power at 25°C per RF Path)

(** At 25° C ±10%)

(*** Nominal voltage ; 25° C)



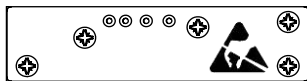
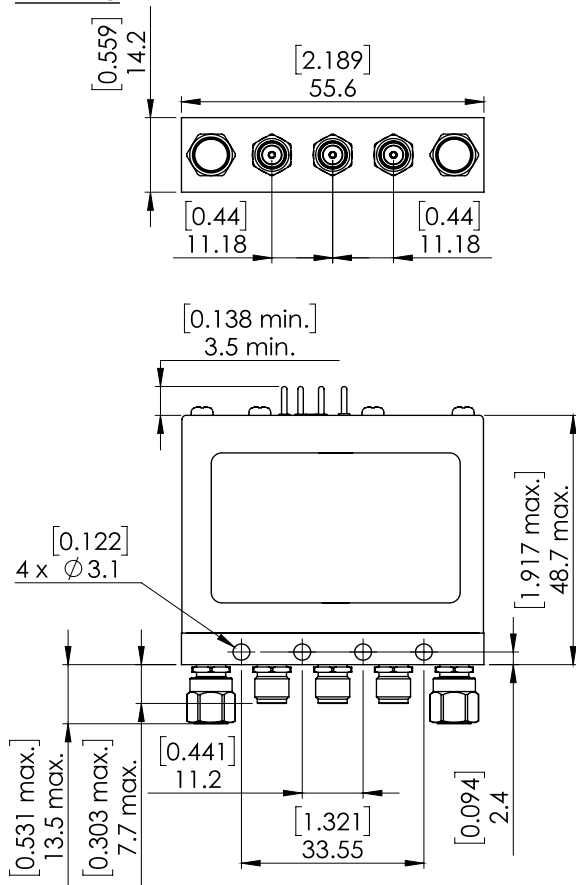
PAGE 2/2

ISSUE 09-03-21

SERIE : SPDT ZC

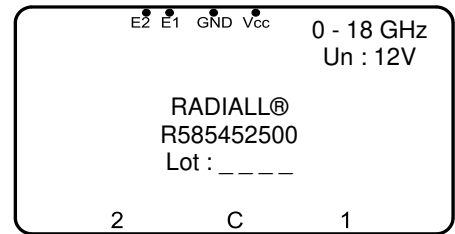
PART NUMBER : R585452500

DRAWING



General tolerances : ±0,5 mm [0,02 in]

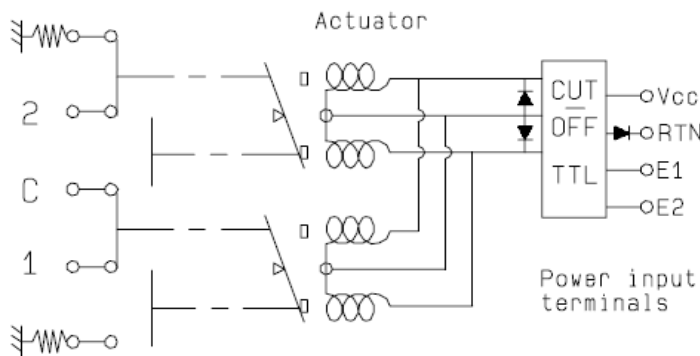
LABEL



SCHEMATIC DIAGRAM

RF input

50Ω Termination



50Ω Termination

TTL input	RF Continuity
E1=1 / E2=0	C↔1 / 2↔50Ω
E1=0 / E2=1	C↔2 / 1↔50Ω
E1=0 / E2=0	Memory
E1=1 / E2=1	Forbidden