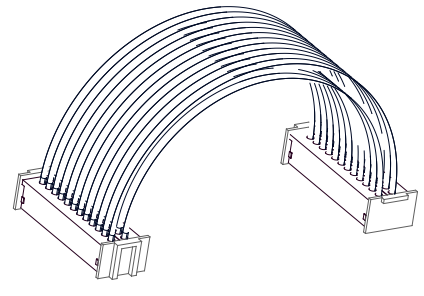
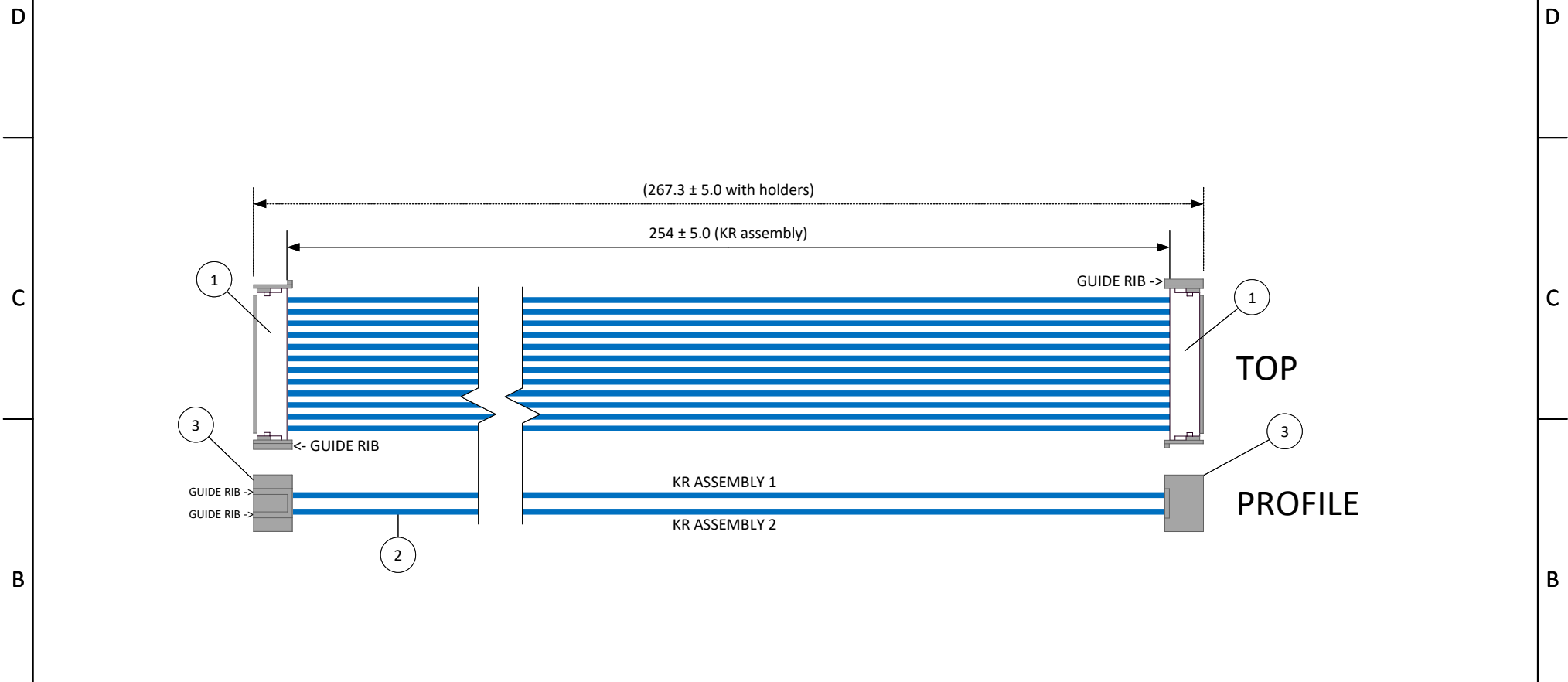
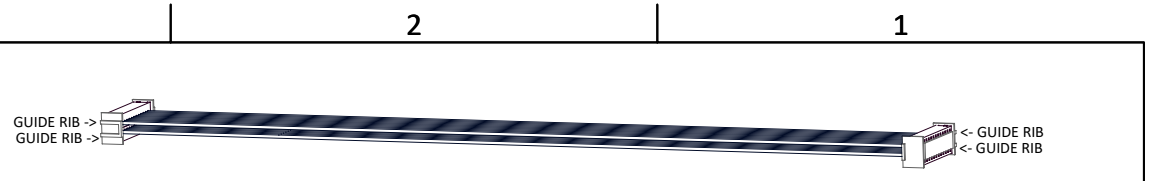


THIS DRAWING CONTAINS INFORMATION THAT IS PROPRIETARY TO J.S.T. AND SHALL NOT BE USED OR SHOWN WITHOUT WRITTEN PERMISSION.

ITEM	QTY.	PART NO.	DESCRIPTION
1	4	12KR-6S-P	KR CONNECTOR
2	6,336 mm	UL1061, 26AWG	BLUE
3	2	KRWH-24C-H	GRAY



**JST**

Electrical Specifications	
Current:	1.0A AC/DC
Voltage:	100V AC/DC

DIMENSIONS All dimensions are in MM with a tolerance of +/- 5.0 unless otherwise specified.		SCALE 1: 1		DESCRIPTION 2.0 mm Pitch KRW Catalog Standard Assembly - 10" Inside Length		
DRAWN BY STEVEN PILKINGTON		ASSEMBLY PART NO. A24KRW24KRW26E254C				
REV.	DESCRIPTION	DATE	BY	CHECKED BY CHELSEA COLE	DRAWING NO. GAM-1063	DATE 10/26/2021

4

3

2

1

A

A

B

B

C

C

D

D