

1-178317-3 ✓ ACTIVE

[Dynamic Series](#) | [Dynamic 3000 Series](#)

TE Internal #: 1-178317-3

PCB Mount Header, Vertical, Wire-to-Board, 8 Position, 3.81 mm [.15 in] Centerline, Fully Shrouded, Gold, Through Hole - Solder, Dynamic 3000 Series

[View on TE.com >](#)



Connectors > PCB Connectors > PCB Headers & Receptacles > Header Assembly: Wire-to-Board, 15A, gold or tin plated



Connector System: **Wire-to-Board**

Number of Positions: **8**

Number of Rows: **1**

Centerline (Pitch): **3.81 mm [.15 in]**

PCB Mount Orientation: **Vertical**

[All Header Assembly: Wire-to-Board, 15A, gold or tin plated \(120\)](#)

## Features

### Product Type Features

|                                   |                       |
|-----------------------------------|-----------------------|
| Connector System                  | Wire-to-Board         |
| Header Type                       | Fully Shrouded        |
| Sealable                          | No                    |
| Connector & Contact Terminates To | Printed Circuit Board |
| PCB Connector Assembly Type       | PCB Mount Header      |

### Configuration Features

|                       |          |
|-----------------------|----------|
| Number of Positions   | 8        |
| Number of Rows        | 1        |
| PCB Mount Orientation | Vertical |

### Body Features

|                       |       |
|-----------------------|-------|
| Primary Product Color | Black |
|-----------------------|-------|

### Contact Features



|  |                |
|--|----------------|
| Contact Mating Area Plating Material Thickness | .76 µm[30 µin] |
| Contact Mating Area Plating Material           | Gold           |
| Contact Type                                   | Pin            |
| Contact Current Rating (Max)                   | 15 A           |

### Termination Features

|   |                       |
|---|-----------------------|
| Termination Method to Printed Circuit Board | Through Hole - Solder |
|---|-----------------------|

### Mechanical Attachment

|                          |               |
|--------------------------|---------------|
| Mating Alignment Type    | Polarization  |
| Mating Retention         | With          |
| PCB Mount Retention Type | Retention Leg |
| Connector Mounting Type  | Board Mount   |
| Mating Alignment         | With          |
| PCB Mount Alignment      | Without       |
| PCB Mount Retention      | With          |

### Housing Features

|                    |                  |
|--------------------|------------------|
| Housing Material   | Polyester GF     |
| Centerline (Pitch) | 3.81 mm [.15 in] |

### Usage Conditions

|                             |                            |
|-----------------------------|----------------------------|
| Operating Temperature Range | -55 – 105 °C[-67 – 221 °F] |
|-----------------------------|----------------------------|

### Industry Standards

|                        |          |
|------------------------|----------|
| UL Flammability Rating | UL 94V-0 |
|------------------------|----------|

### Packaging Features

|                |           |
|----------------|-----------|
| Packaging Type | Box, Tube |
|----------------|-----------|

### Product Compliance

[For compliance documentation, visit the product page on TE.com>](#)

|   |  |
|---|--|
| EU RoHS Directive 2011/65/EU                  | Compliant  |
| EU ELV Directive 2000/53/EC                   | Compliant  |
| China RoHS 2 Directive MIIT Order No 32, 2016 | No Restricted Materials Above Threshold  |
| EU REACH Regulation (EC) No. 1907/2006        | Current ECHA Candidate List: JUNE 2023 (235)<br>Candidate List Declared Against: JUNE 2023 (235) |



Does not contain REACH SVHC

Halogen Content

Not Low Halogen - contains Br or Cl > 900 ppm.

Solder Process Capability

Wave solder capable to 265°C

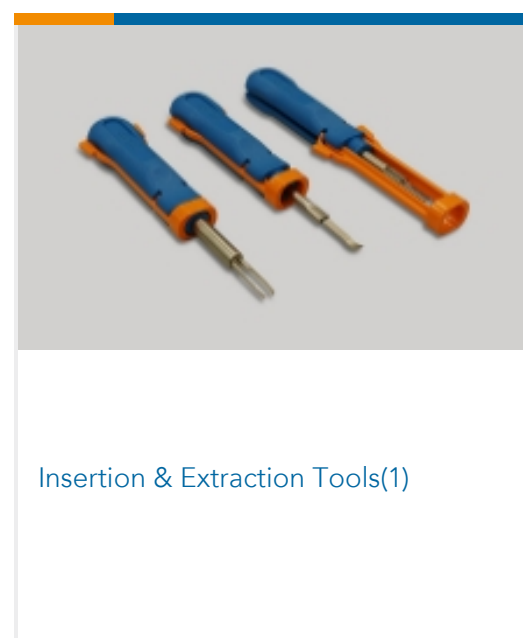
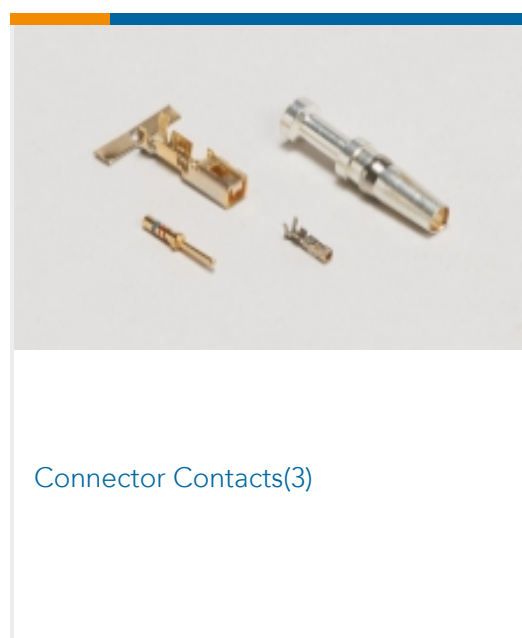
Product Compliance Disclaimer

This information is provided based on reasonable inquiry of our suppliers and represents our current actual knowledge based on the information they provided. This information is subject to change. The part numbers that TE has identified as EU RoHS compliant have a maximum concentration of 0.1% by weight in homogenous materials for lead, hexavalent chromium, mercury, PBB, PBDE, DBP, BBP, DEHP, DIBP, and 0.01% for cadmium, or qualify for an exemption to these limits as defined in the Annexes of Directive 2011/65/EU (RoHS2). Finished electrical and electronic equipment products will be CE marked as required by Directive 2011/65/EU. Components may not be CE marked. Additionally, the part numbers that TE has identified as EU ELV compliant have a maximum concentration of 0.1% by weight in homogenous materials for lead, hexavalent chromium, and mercury, and 0.01% for cadmium, or qualify for an exemption to these limits as defined in the Annexes of Directive 2000/53/EC (ELV). Regarding the REACH Regulation, the information TE provides on SVHC in articles for this part number is based on the latest European Chemicals Agency (ECHA) 'Guidance on requirements for substances in articles' posted at this URL: <https://echa.europa.eu/guidance-documents/guidance-on-reach>

## Compatible Parts




## Also in the Series | Dynamic 3000 Series






PCB Headers &amp; Receptacles(283)



PCB Terminal Blocks(25)



Standard Rectangular Connectors(2)

Wire-to-Board Connector Assemblies  
& Housings(152)

Wire-to-Board Connector Contacts(91)

## Customers Also Bought

TE Part #3-917809-2  
Receptacle and Tab Housing: 5.08 or  
10.16 mm pitch, 250-600VTE Part #178803-5  
DYNAMIC D3100D TAB HSG PM 10PTE Part #1-917338-3  
DYNAMIC 3200 VERTI. HDR ASY 4PTE Part #1-1318114-3  
DYNAMIC D-2100 TAB HSG 6P P/MTE Part #1-178313-3  
DYNAMIC D3100 HDR V 3P ASSYTE Part #1318127-1  
Header Assembly: Wire-to-Board, 5A,  
gold plated

## Documents

### Product Drawings

[DYNAMIC S/ROW HDR 8P V ASSY](#)

Japanese

### CAD Files

[3D PDF](#)

English

[Customer View Model](#)

[ENG\\_CVM\\_1-178317-3\\_E.2d\\_dxf.zip](#)



English

**Customer View Model**

[ENG\\_CVM\\_1-178317-3\\_E.3d\\_igs.zip](#)

English

**Customer View Model**

[ENG\\_CVM\\_1-178317-3\\_E.3d\\_stp.zip](#)

English

By downloading the CAD file I accept and agree to the [Terms and Conditions](#) of use.

---

**Datasheets & Catalog Pages**

[1-1773732-4\\_DYNAMIC\\_SERIES\\_CATALOG\\_ENGLISH](#)

Japanese

[1-1773732-4\\_DYNAMIC\\_SERIES\\_CATALOG\\_ENGLISH](#)

English

---

**Product Specifications**

[Product Specification](#)

English

---

**Product Environmental Compliance**

[Product Compliance](#)

English

[Product Compliance](#)

English

---

**Agency Approvals**

[TUV Certificate](#)

English