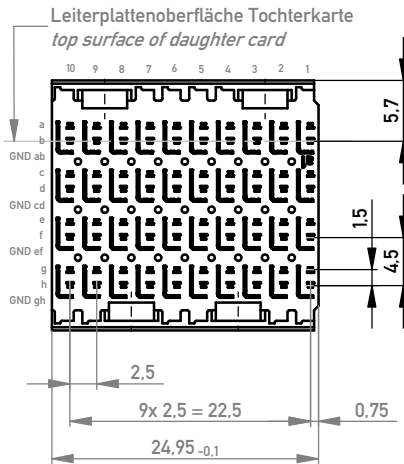
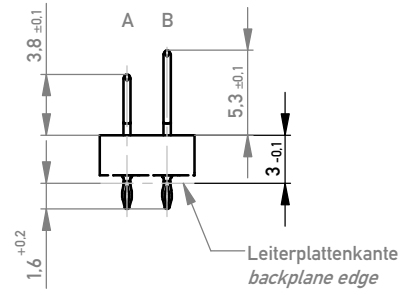


Messerkontakte sind im Paar symmetrisch angeordnet
male contacts within pairs are arranged symmetrically

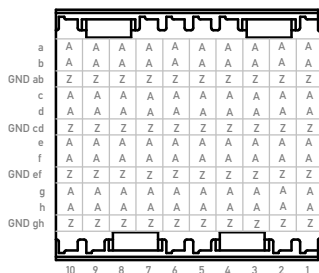


Kontaktversionen, Messerkontakte
contact selection options, male contacts

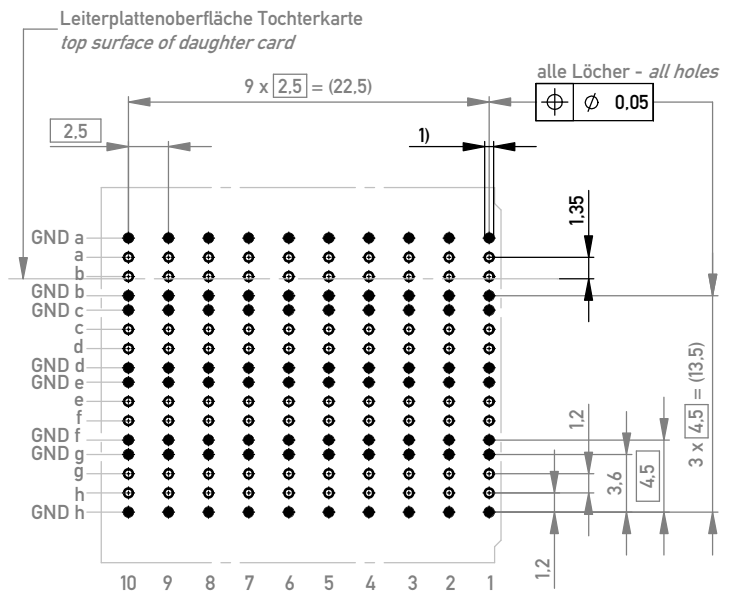


Lochbild für Leiterplatte PCB drill hole pattern
(Sicht auf Bestückungsseite) (component mounting side)

Bestückungsplan - contact layout



Maßstab / scale 3 : 1



1) $\Phi 0.46 \pm 0.05$ Durchmesser des metallisierten Loches
 $\Phi 0.46 \pm 0.05$ Diameter of finished plated-through hole

Schichtaufbau im metallisierten Loch
siehe Zeichnung 164062 Nr.19

Metal plating of plated-through hole
according to 164062 No.19

Copyright by ERNI Production GmbH & Co. KG
Proprietary notice pursuant to ISO 9001 to be observed.

Information: A+Z siehe Bestückungsplan see contact layout Anforderungsstufe 2 / class 2	Tolerances All Dimensions in mm	Scale 2:1
All rights reserved. Only for Information. To ensure that this is the latest version of this drawing, please contact one of the ERNI companies before using.	Subject to modification without prior notice. Drawing will not be updated.	Designation ERmet ZDplus Messerleiste 4-10 ERmet ZDplus Male Con. 4-10
www.ERNI.com	394452	I A3
c Index	10.06.2021 Date	Class ERMZD+