

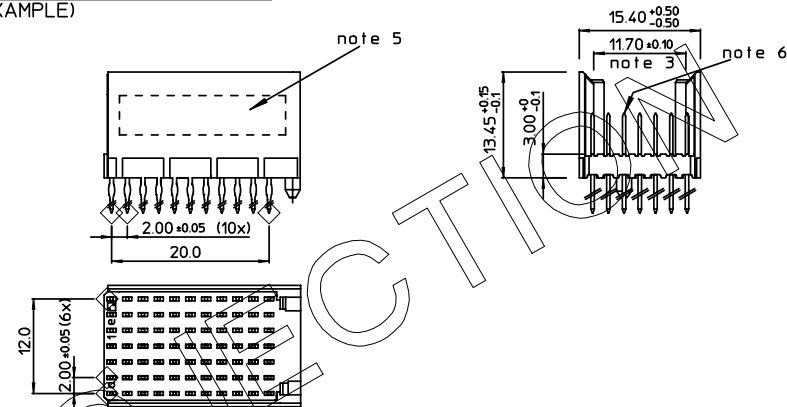
GEN. ST.	01	02	03	04	05	06	07	08	0D	50	60	70	80	90																	
INT. ST.	10	11	12	13	14	18	20	31	32	33	34	38	39	40	42	43	44	45	46	48	56	70	72	73	75	76	81	82	83	84	88

REV.	DATE	DESCRIPTION	BY	C'K'D'
A	2001-09-14	CONVERSION REVISION 01	KN	
B	2002-06-03	EC B20086	BVE	
C	2005-10-21	105-0201	VIVEK	BKP
D	2006-07-10	106-0097	VIVEK	BKP

LOADING PATTERN MATING SIDE

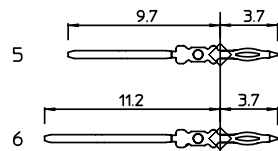
f	6	6	6	6	0	0	0	6	6	6	6
e	5	5	5	5	0	0	0	5	5	5	5
d	5	5	5	5	0	0	0	5	5	5	5
c	5	5	5	5	0	0	0	5	5	5	5
b	5	5	5	5	0	0	0	5	5	5	5
a	5	5	5	5	0	0	0	5	5	5	5
Z	6	6	6	6	0	0	0	6	6	6	6
NO	0	1	0	5	1	0					

LOADED CONNECTOR ASSEMBLY  
(FOR EXAMPLE)



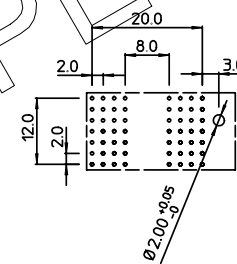
SHEET NR. : 599

CONTACT OVERVIEW



SEATING PLANE FOR CONNECTOR

LAY-OUT P.C.B.-HOLE



LEAD FREE INDICATOR : LF = LEAD FREE  
(DIGIT 15 & 16)

HM2P09PDU1M5

PLATING CODE (DIGIT 13 AND 14)  
(REF DWG No. BS,C ,201844,003)

NOTES:

- THIS PRODUCT IS CSA APPROVED.
- THIS PRODUCT IS UL RECOGNIZED.
- MEASURED AT THE BOTTOM.
- MATERIAL CONTACT: PHOSPHORBRONZE  
HOUSING: CREAM WHITE GLASSFILLED POLYESTER UL-94V0
- CONNECTOR PRINTED WITH P/N AND DATE CODE.
- FOR ACTUAL CONTACT LOADINGS, SEE LOADING PATTERN MATING SIDE.
- SHAPE OF CONNECTOR HOUSING CAN ALTER DEPENDING ON PRODUCTION LOCATION.
- THE PRODUCT (LF) MEETS EUROPEAN UNION DIRECTIVES AND OTHER COUNTRY REGULATIONS AS DESCRIBED IN GS-22-008
- FOR RECOMMENDED PTH DIMENSIONS REFER DRAWING : BS,A ,201572,001

EUROPEAN PROJECT

1DEC ± 0.2 2DEC ± 0.1 ANGLES ± 1°	<b>APPR.</b>	<b>DATE</b>	<b>SIGN.</b>	LOADING PATTERN OVERVIEW <b>CAT. No.</b> HM2P09PDU1M5----
	DRAFT	1998-03-27	M.Fret	
WE RESERVE THE RIGHT TO CHANGE DIMENSIONS OR REQUIREMENTS WITHOUT PRIOR NOTICE.	CHECKED			 <a href="http://www.fciconnect.com">www.fciconnect.com</a>
	PROD. MGR			
	PR. ENG. MGR			
ALL DIMENSIONS IN MM	PR. MGT. MGR			SCALE

REFERENCES	
	

BS,C ,201843,496 D  
DRAWING No. CUSTOMER DRAWING REVISION