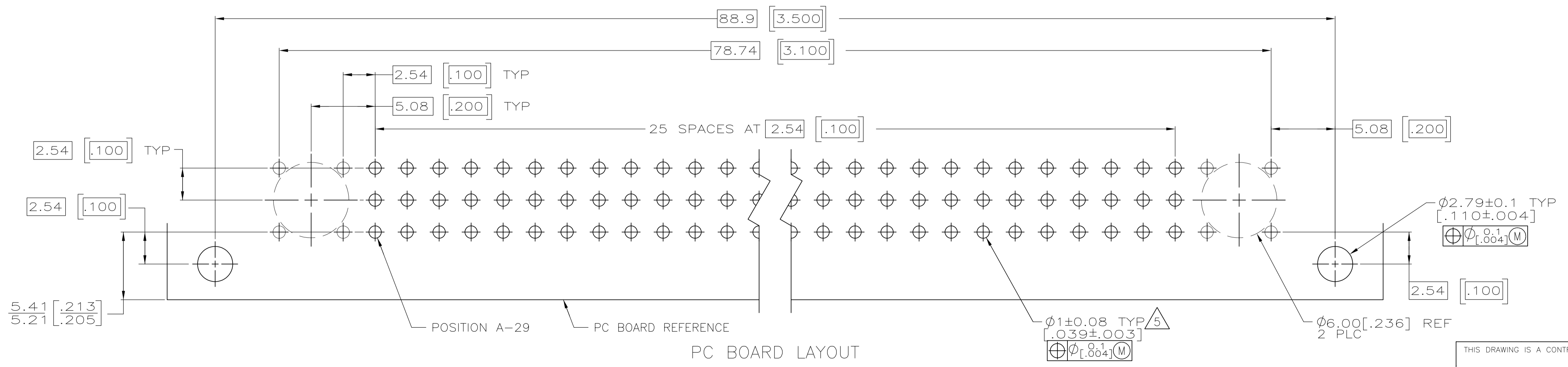
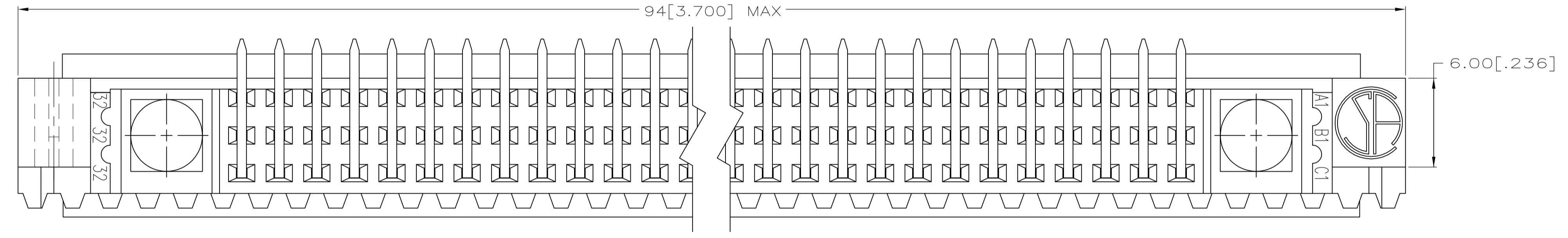
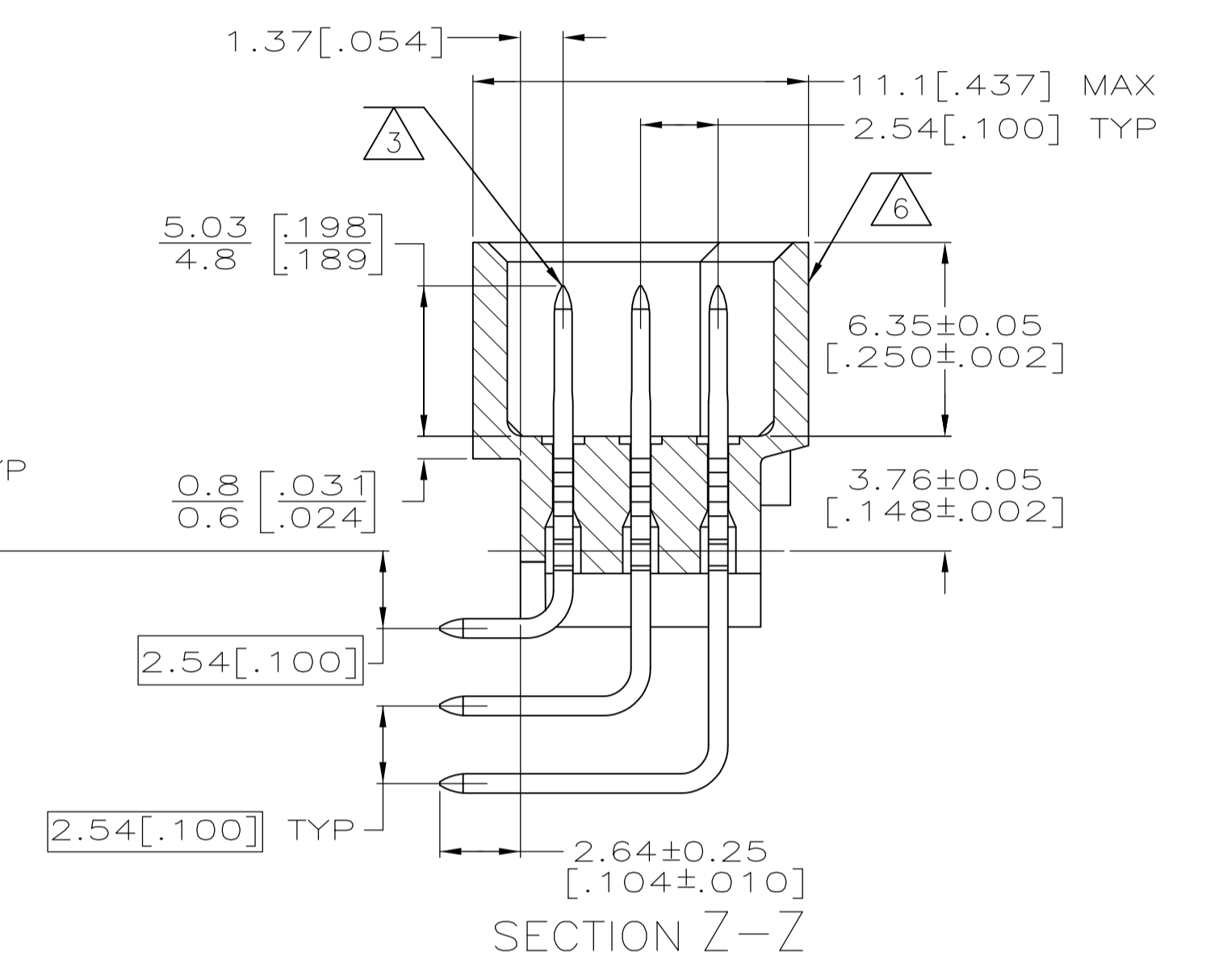
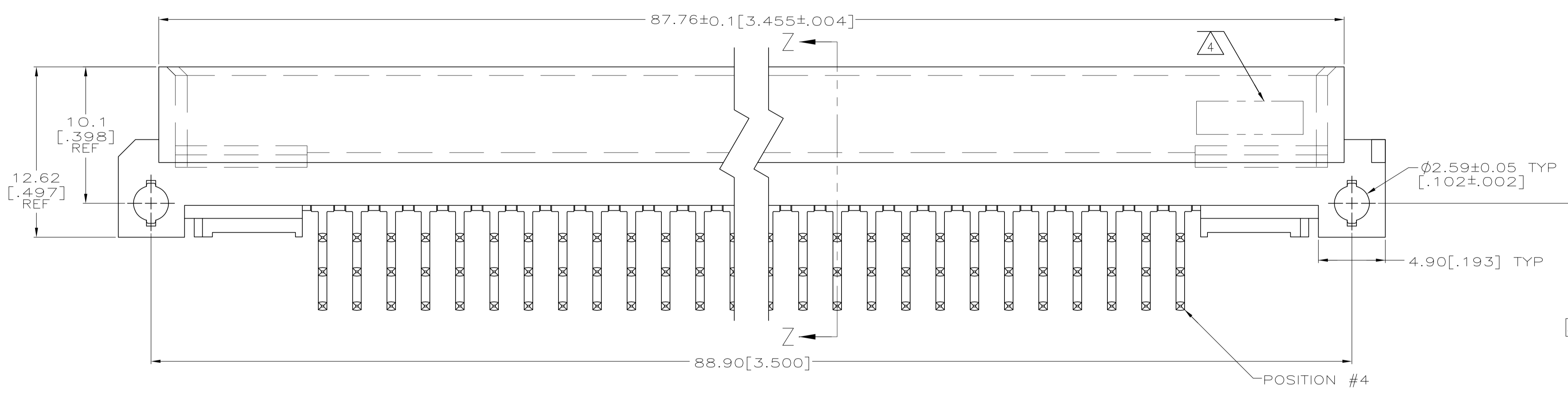


- 1 HOUSING MATERIAL: GLASS-FILLED POLYMER.
- 2 POST MATERIAL: COPPER ALLOY.
- 3 POST FINISH: DIN 41612 CLASS 2 IN CONTACT AREA. TIN PLATE ON POSTS.
- 4 PART NUMBER AND DATE CODE IN THIS APPROXIMATE AREA.
- 5 RECOMMENDED HOLE SIZE FOR MANUAL APPLICATION OF CONNECTOR ONTO PC BOARD.
- 6 MARKING THIS SIDE.



5148411-5  
PART NUMBER

THIS DRAWING IS A CONTROLLED DOCUMENT.		DIN J. POLIGNONE 21APR08	Tyco Electronics Corporation Harrisburg, PA 17105-3608
DIMENSIONS: mm [INCHES]		CHK A. SHARPE 21APR08	
TOLERANCES UNLESS OTHERWISE SPECIFIED:		APVD A. SHARPE 21APR08	NAME ASSEMBLY, PIN, RIGHT ANGLE, TYPE M, EUROCARD, 78+2, SOLDER, 2.64[.104]
0 PLC ± -	1 PLC ± -	PRODUCT SPEC	APPLICATION SPEC
2 PLC ± 0.13[.005]	3 PLC ± -	SIZE A1	CAGE CODE 00779
4 PLC ± -	ANGLES ± -	DRAWING NO. 5148411	RESTRICTED TO
MATERIAL 1 2	FINISH 3	WEIGHT	SCALE 5:1 SHEET 1 OF 1 REV 01
CUSTOMER DRAWING			