

## Single relay - REL-MR-230AC/21-21AU - 2961480

Please be informed that the data shown in this PDF Document is generated from our Online Catalog. Please find the complete data in the user's documentation. Our General Terms of Use for Downloads are valid (<http://phoenixcontact.com/download>)



Plug-in miniature power relay, with multi-layer gold contact, 2 PDTs, input voltage 230 V AC

### Product Features

- RT III wash tight (comparable with IP67)



### Key Commercial Data

Packing unit	1 pc
Minimum order quantity	10 pc
Weight per Piece (excluding packing)	15.02 g
Custom tariff number	85364900
Country of origin	Austria

### Technical data

#### Dimensions

Width	12.7 mm
Height	29 mm
Depth	15.7 mm

#### Ambient conditions

Ambient temperature (operation)	-40 °C ... 85 °C
Ambient temperature (storage/transport)	-40 °C ... 85 °C

#### Coil side

Nominal input voltage $U_N$	230 V AC
Typical input current at $U_N$	3 mA (at 50 Hz)
	2.5 mA (At 60 Hz)
Typical response time	3 ms ... 12 ms (depending on phase relation)

# Single relay - REL-MR-230AC/21-21AU - 2961480

## Technical data

### Coil side

Typical release time range	2 ms ... 9 ms (depending on phase relation)
Coil resistance	32500 $\Omega$ $\pm$ 15 % (at 20 °C)

### Contact side

Contact type	2 PDT
Contact material	AgNi, hard gold-plated
Maximum switching voltage	30 V AC 36 V DC
Minimum switching voltage	100 mV (at 10 mA)
Maximum inrush current	50 mA
Min. switching current	1 mA (at 24 V)
Limiting continuous current	50 mA
Interrupting rating (ohmic load) max.	1.2 W (at 24 V DC)
Note	the following values are applicable if a gold layer is destroyed
Maximum switching voltage	250 V AC/DC
Minimum switching voltage	5 V (at 10 mA)
Limiting continuous current	8 A
Maximum inrush current	15 A (300 ms)
Min. switching current	10 mA (At 5 V)
Interrupting rating (ohmic load) max.	190 W (at 24 V DC) 85 W (at 48 V DC) 60 W (at 60 V DC) 44 W (at 110 V DC) 60 W (at 220 V DC)
Switching capacity in acc. with DIN VDE 0660/IEC 60947	2000 VA (for 250 V AC) 2 A (at 24 V, DC13) 0.2 A (at 110 V, DC13) 0.2 A (at 250 V, DC13) 2 A (at 24 V, AC15) 2 A (at 120 V, AC15) 2 A (at 250 V, AC15)

### General

Test voltage relay winding/relay contact	5 kV AC (50 Hz, 1 min.)
Test voltage relay contact/relay contact	2.5 kV AC (50 Hz, 1 min.)
Operating mode	100% operating factor
Mechanical service life	1 x 10 <sup>7</sup> cycles
Standards/regulations	IEC 60664

# Single relay - REL-MR-230AC/21-21AU - 2961480

## Technical data

### General

	EN 50178
	IEC 62103
Rated surge voltage/insulation	Basic insulation
Pollution degree	3
Overvoltage category	III
Mounting position	any
Assembly instructions	Can be aligned without spacing (> 70 °C ≥ 2.5 mm)

## Classifications

### eCl@ss

eCl@ss 4.0	27371104
eCl@ss 4.1	27371104
eCl@ss 5.0	27371001
eCl@ss 5.1	27371001
eCl@ss 6.0	27371001
eCl@ss 7.0	27371001
eCl@ss 8.0	27371601

### ETIM

ETIM 2.0	EC000196
ETIM 3.0	EC000196
ETIM 4.0	EC000196
ETIM 5.0	EC001437

### UNSPSC

UNSPSC 6.01	30211916
UNSPSC 7.0901	39121515
UNSPSC 11	39121515
UNSPSC 12.01	39121515
UNSPSC 13.2	39121515

## Approvals

### Approvals

---

### Approvals

UL Recognized / VDE Gutachten mit Fertigungsüberwachung / cUL Recognized / EAC / EAC / cULus Recognized

# Single relay - REL-MR-230AC/21-21AU - 2961480

## Approvals

---

Ex Approvals

---

Approvals submitted

---

## Approval details


UL Recognized 

VDE Gutachten mit Fertigungsüberwachung 

cUL Recognized 

EAC

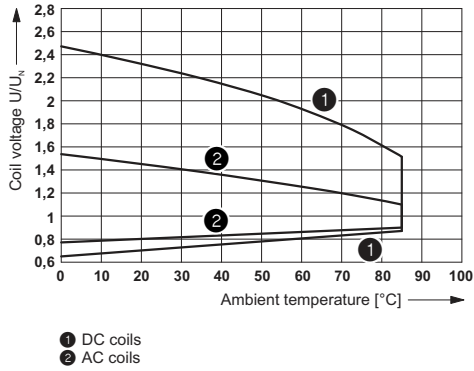
EAC

cULus Recognized 

## Drawings

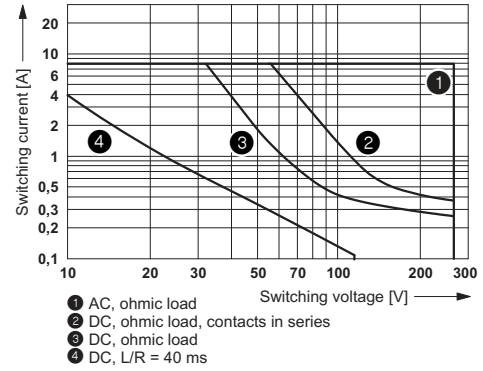
# Single relay - REL-MR-230AC/21-21AU - 2961480

Diagram



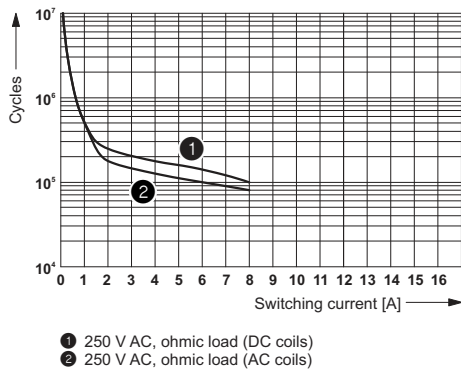
Operating voltage range

Diagram



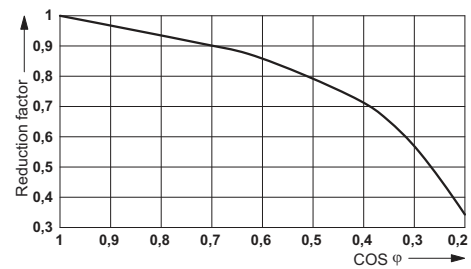
Interrupting rating

Diagram



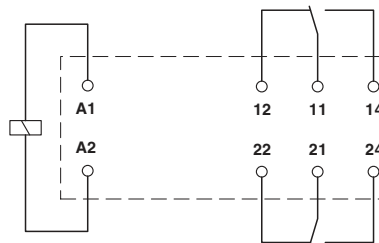
Electrical service life

Diagram



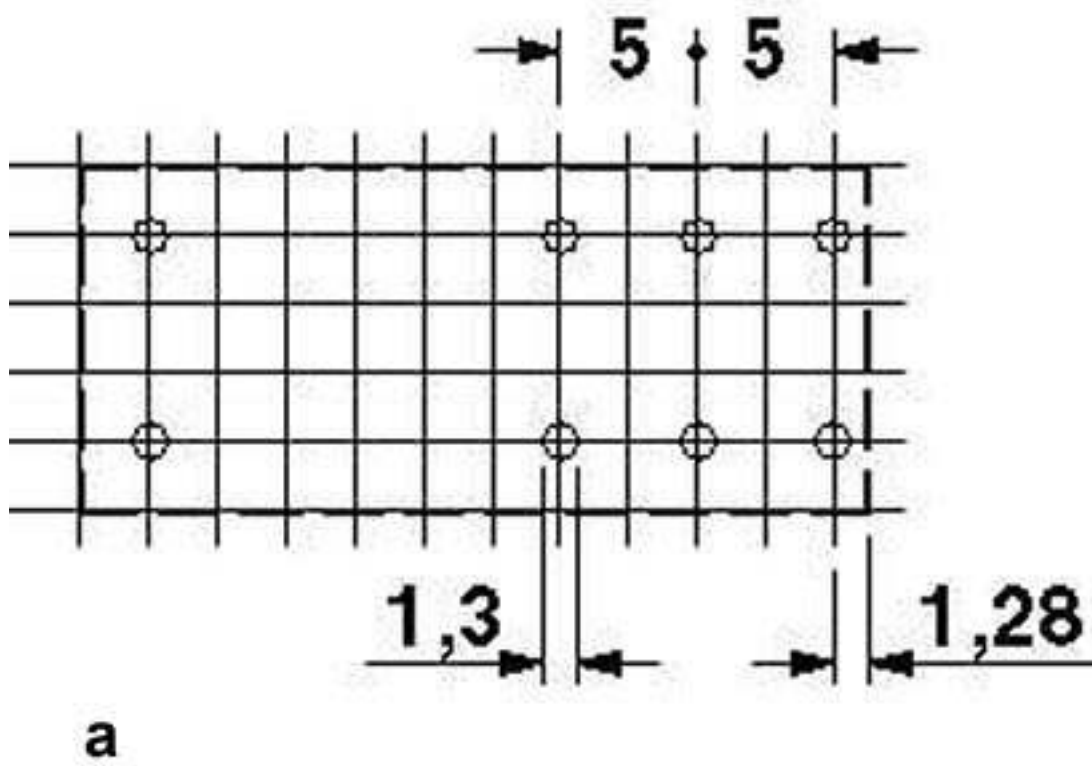
Service life reduction factor with various cos phi

Circuit diagram



# Single relay - REL-MR-230AC/21-21AU - 2961480

Drilling diagram



a = pitch division 2.5 mm

Dimensional drawing

