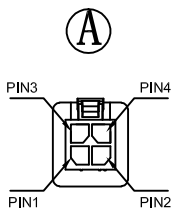
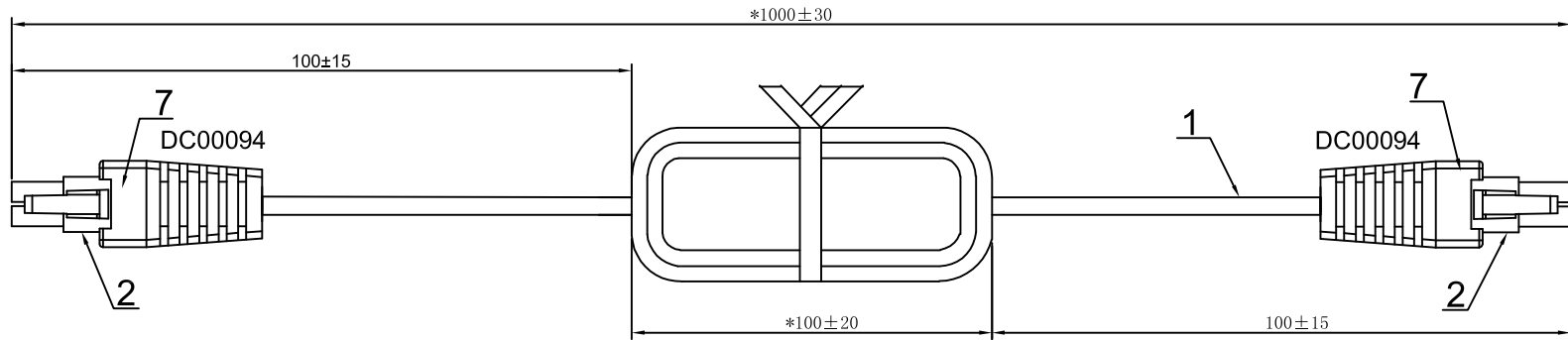


PROPRIETARY INFORMATION:
 PROPRIETARY OF GLOBTEK, INC. ANY REPRODUCTION, DISCLOSURE OR
 USE OF THIS DRAWING, IN WHOLE OR IN PART, IS HEREBY
 PROHIBITED EXCEPT AS SPECIFIED IN WRITING BY GLOBTEK, INC.

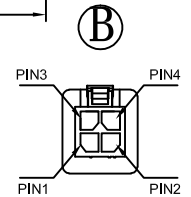
REVISION			
REV	DESCRIPTION	DATE	APPROVED
A	INITIAL RELEASE, RFS. 26847, FC	0/04/17	DR



Front View

(A)	Wire color	(B)
1	Black	1
2	White	2
3	Red	3
4	Green	4

Important dimension "*"



Front View

1	Wire	NOUL2464 26AWG*4C (Black Green White Red) 0D:4.0 Black (No printing)	
2	Connector	Molex 4PIN HOUSING P/N 43025-0400 OR EQUIVALENT with TERMINAL P/N: 43030-0001 OR EQUIVALENT	
3	Ferrite core	/	/
4	Turns of ferrite core	/	/
5	SR Mold	/	/
6	Core Mold	/	/
7	Connector Mold	PVC 60P BLACK	

RELEASED
 By N.Frost at 11:43 am, Aug 04, 2017

DASH NO.	PART NO	REV.	DESCRIPTION	NOTES
TABULATION BLOCK				
		TOLERANCES: DECIMALS ANGULAR .xx +/- 0.1 +/- 1° .xxx +/- .005		GlobTek, Inc. 186 Veterans Dr. Northvale, NJ 07647 www.globtek.com Tel. 201-784-1000 Fax 201.784.0111
		MILLIMETERS ANGULAR .xx +/- 0.3 +/- 1° .xxx +/- .013		
INIT.BY: FC	DATE: 08/04/17	DWG TITLE: CORDSET WITH MOLEX CONNECTOR		
DRAWN: NF	DATE: 08/04/17	FSCN No.: G, CC	SIZE A	REV. A
APRVD: DR	DATE: 08/04/17	SCALE: NONE	PART NO: MF410C1M0MF4	SHEET 1/1



Foot Note:
 Globtek Inc. will not be liable for the safety and performance of these power product if unauthorized access and repair occurs. End user should consult the applicable UL, CSA or EN Standards for proper installation instruction.

Limitation of Use:
 Globtek product are not authorized for use as mission critical components in life support, hazardous environment, nuclear or aircraft applications without prior written approval from the CEO of Globtek Inc.

Contents of this document are subject to change without prior notice