

版数 VER.	年月日 DATE	図番 CN NO.	変更内容 DESCRIPTION	製図 DR.	担当 CHK.	査閲 APPD.	承認 APPD.
2	18/AUG/2016	016319	Changed the boss position		K. MIKAWA	K. KUME	M. SHIMADA
3	11/OCT/2016	018902	CORRECT AN ERROR		K. MIKAWA	K. KUME	M. SHIMADA
4	29/NOV/2016	019520	Added stencil mask thickness		K. MIKAWA	K. KUME	M. SHIMADA
5	07/APR/2017	020994	CORRECT AN ERROR		K. MIKAWA	K. KUME	M. SHIMADA

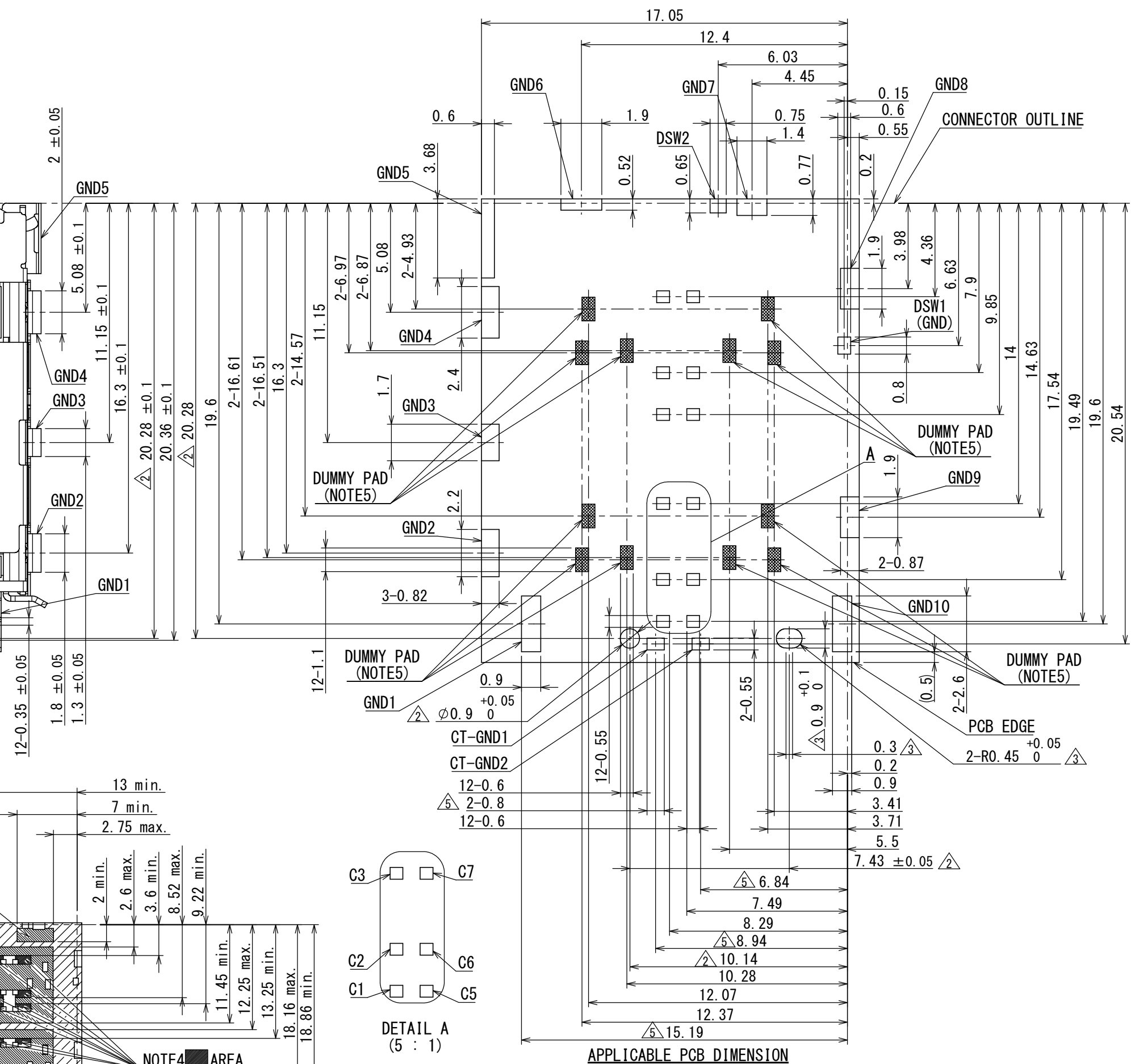
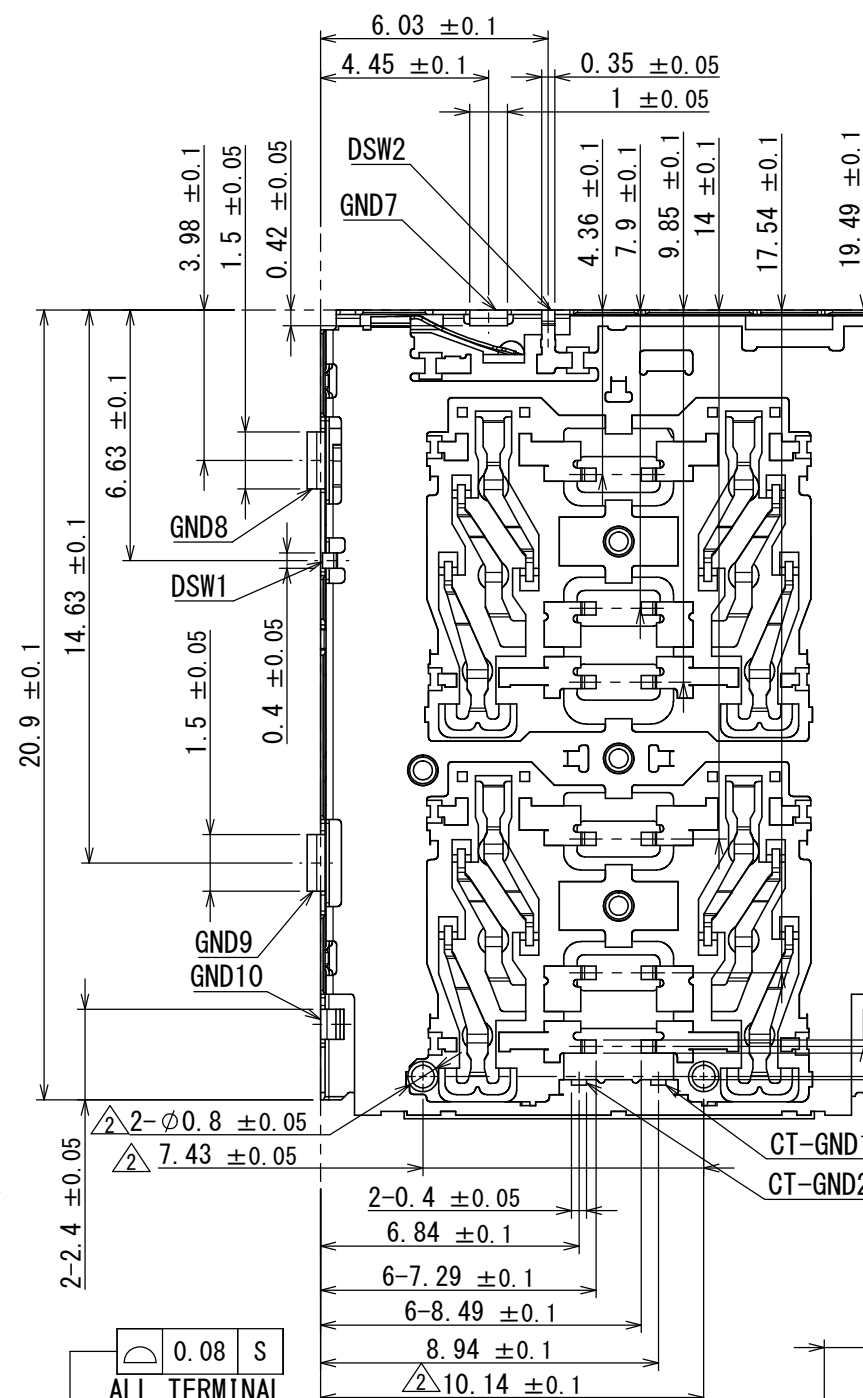
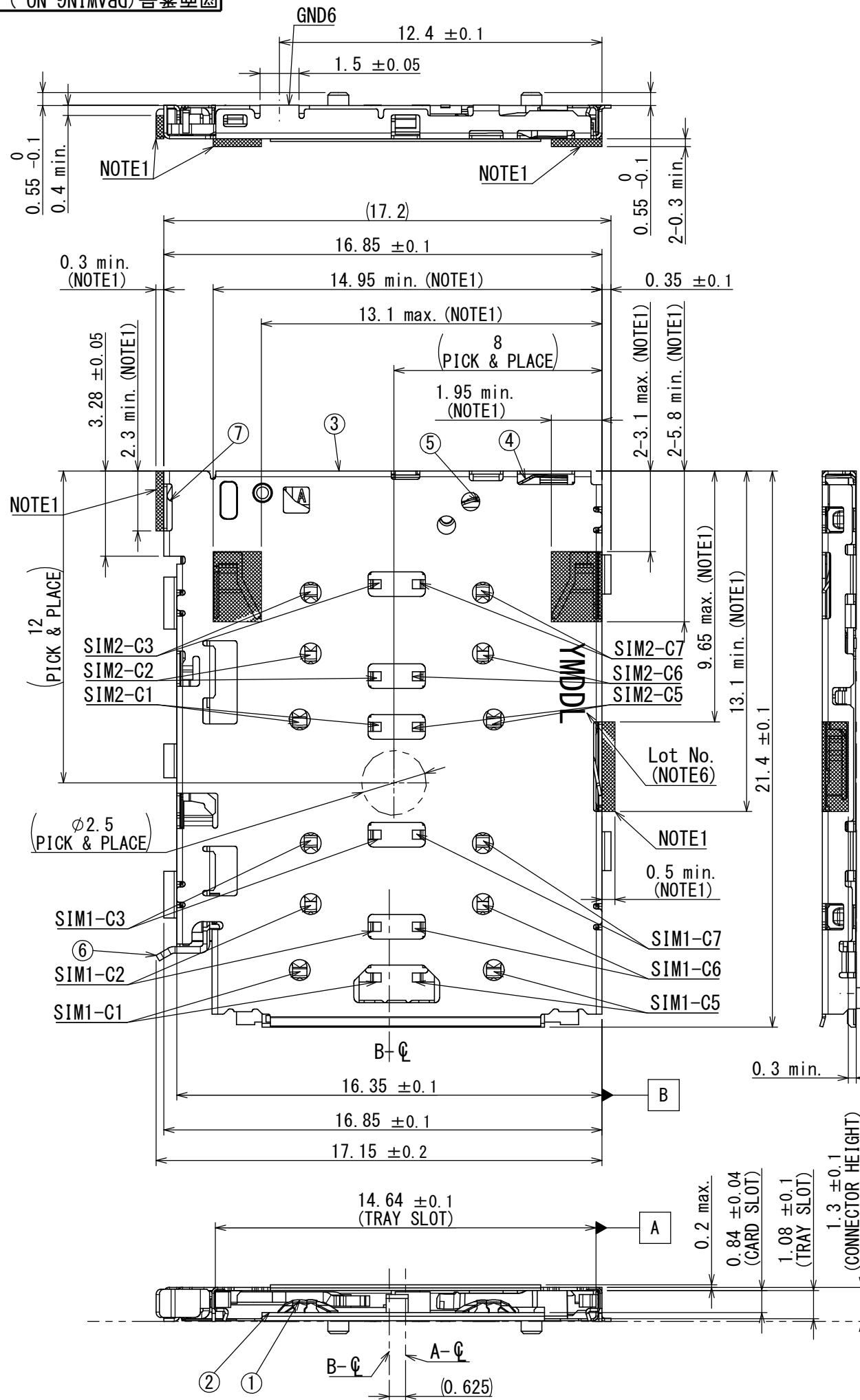


TABLE 1  
SWITCH CIRCUIT

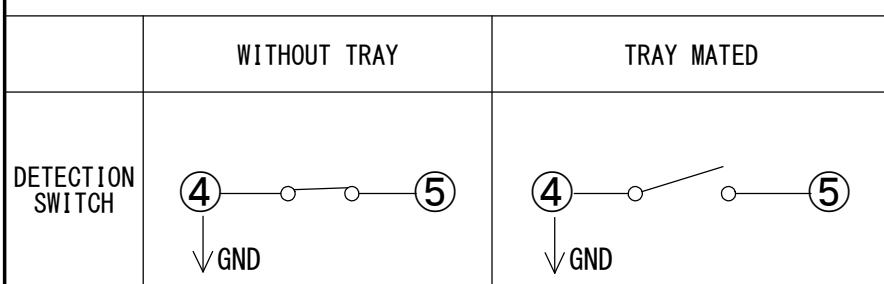


TABLE 2  
PIN ASSIGNMENT

Pin	Assignment
C1	Vcc
C2	RST
C3	CLK
C5	GND
C6	Vpp
C7	I/O

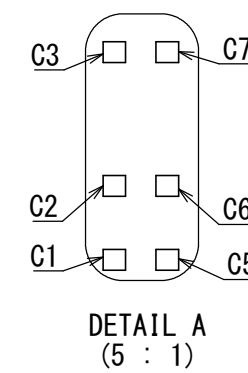
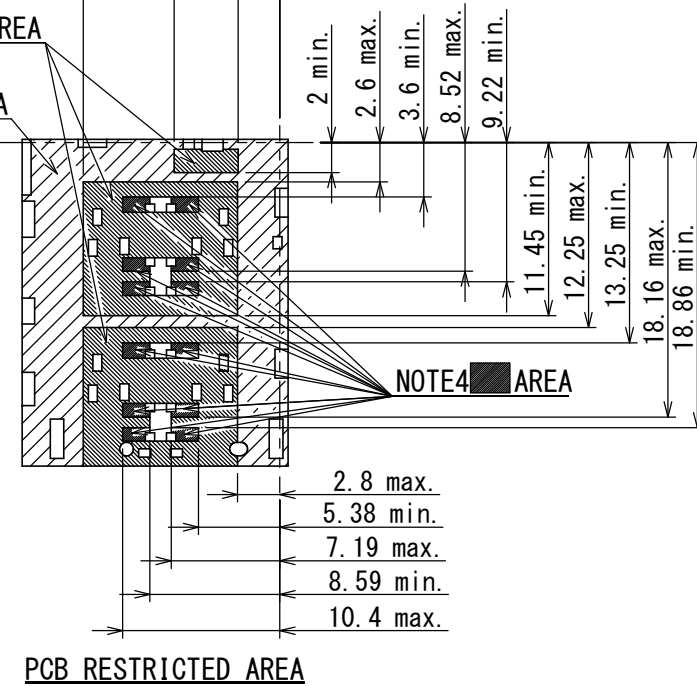
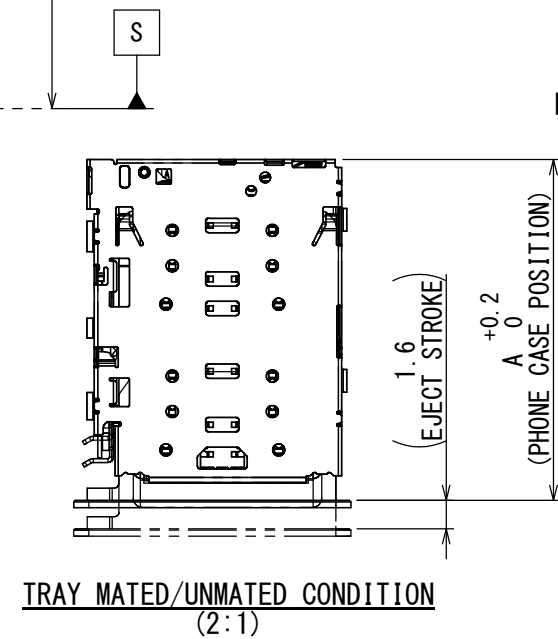


TABLE 3 FINISH

PART No.	PART NAME	BASE PLATING		TOP PLATING	
		CONTACT AREA	TERMINAL AREA	CONTACT AREA	TERMINAL AREA
①	CONTACT	Ni (2~6 μm)	Ni (1~6 μm)	Au (0.3 μm min.)	Au (0.03 μm min.)
③	COVER	-	Ni (0.5~6 μm)	-	
④	DETECTION SWITCH1 (DSW1)	Ni (1~6 μm)		Au (0.1 μm min.)	
⑤	DETECTION SWITCH2 (DSW2)	Ni (1~6 μm)		Au (0.1 μm min.)	

NOTE1. OTHER COMPONENTS CANNOT TOUCH OR REST ON THIS AREA.  
 NOTE2. ONLY GND PATTERN AND GND VIA HOLE ALLOWED IN THIS AREA.  
 NOTE3. NO PATTERN AND VIA HOLE IN THIS AREA.  
 NOTE4. ONLY SAME LINE PATTERN AND VIA HOLE AS INCLUDED PAD ALLOWED IN THIS AREA.  
 NOTE5. DUMMY PAD SHOULD BE ELECTRICALLY ISOLATED.  
 (No connection to GND or signals.)  
 No solder on this pad.  
 NOTE6. RECOMMENDED OPEN APERTURE RATIO OF STENCIL MASK : 100%  
 THICKNESS : 0.1mm  
 NOTE7. LOT INFORMATION IS SHOWN AS BELOW.  
 i.e. 7 4 0 7

PRODUCT LINE No.  
 PRODUCTION DATE (YMMDD)

7 : YEAR (2017)  
 4 : MONTH (1, 2, 3, ..., 9, 0, X, Y)  
 07 : DAY  
 1 : PRODUCT LINE No. (1, 2, 3, ...)

品名 No.	数量 QTY.	材料 MATERIAL	仕上 FINISH	備考 REMARKS
7	EJECT LEVER	1	STAINLESS	-
6	EJECT BAR	1	STAINLESS	-
5	DETECTION SWITCH2 (DSW2)	1	COPPER ALLOY	TABLE 3
4	DETECTION SWITCH1 (DSW1, GND)	1	COPPER ALLOY	TABLE 3
3	COVER FRAME	1	STAINLESS	TABLE 3
2	HOUSING	1	LCP	-
1	CONTACT	12	COPPER ALLOY	TABLE 3

仕様書 (SPECIFICATION)  
 JACS-11140  
 JAHL-11140

第1版 (ORIGINAL DATE)  
 15/JAN/2016

尺度 (SCALE)  
 5:1

シリーズ (SERIES)  
 SF78

名称 (TITLE)  
 SF78S012VBA

製図 DR. 担当 CHK. 査閲 APPD. 承認 APPD.  
 K. MIKAWA  
 M. SHIMADA

図面番号 (DRAWING NO.)  
 SJ117282

版数 (VER.)  
 5

質量 (MASS)

単位 (UNIT) : mm

公差 (DIMENSION):  
 ±0.8  
 × ±0.4  
 ×× ±0.1  
 ××× ±

角度 (ANGLES):  
 ×° ±  
 ××' ±

参考 (REFERENCE)  
 JAE-CONNECTOR.COM  
 JAPAN AVIATION ELECTRONICS INDUSTRY, LTD.