

PRODUCT NUMBER

SEE TABLE

68402-XXX-LF

- LEAD FREE OPTION
- PACKAGING OPTION NOTE 6. OMIT IF NOT REQUIRED
- NO OF POSITIONS PER ROW
- PLATING CODE
- BASE PART NUMBER

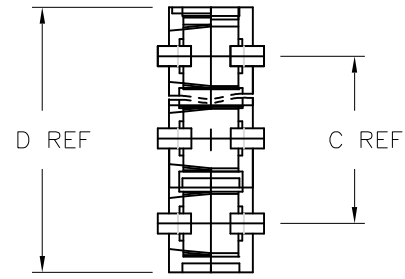
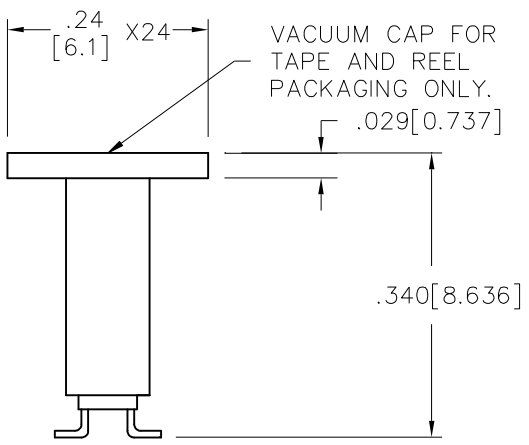
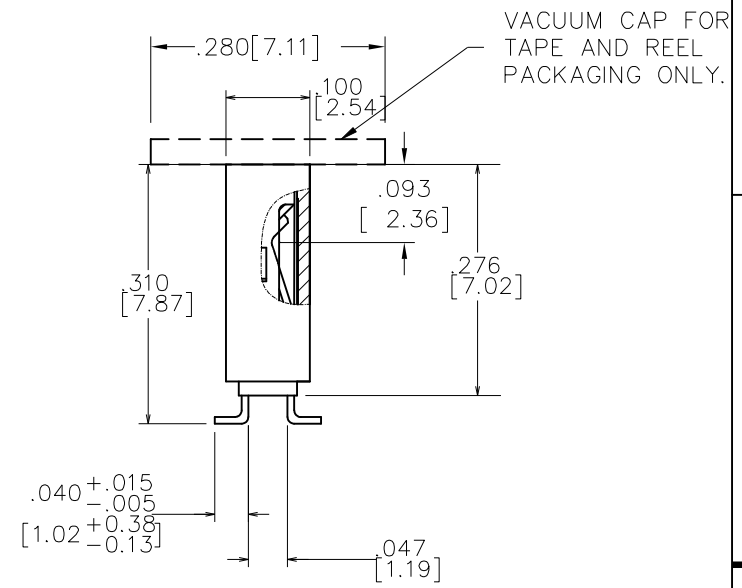
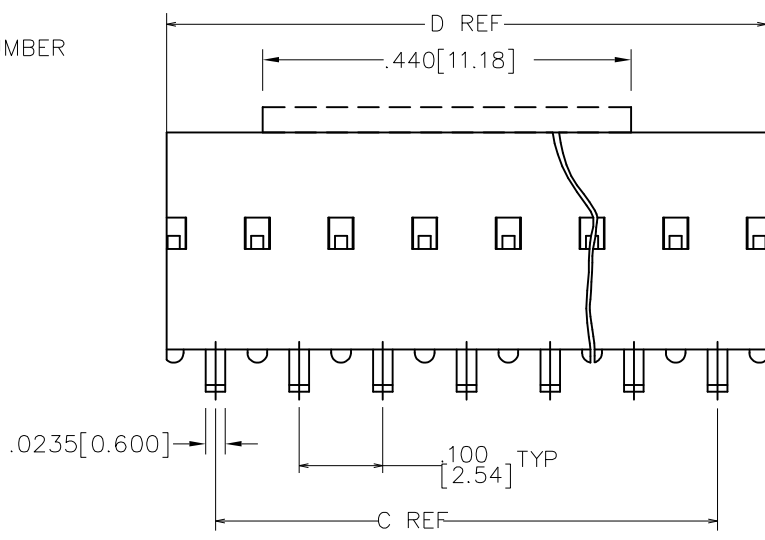


FIGURE 1

SMALL CAP FOR LESS THAN 6 POSITION

mat'l. code		surface ISO 1302 ✓		tolerance ISO 406 ISO 1101		projection INCH/MM		product family DUBOX	
ltr	ecn no	dr	date	tolerances unless otherwise specified				title DUBOX SURFACE MOUNT S/R VERTICAL CARD CONN	
U	M07-0198	MHT	04/24/07	angles	linear	.xx±01/.xx±3		dwg no 68402	
V	ELX-N-17326	ZK	03/27/14			.xxx±0.005/.xxx±.13		sheet 1 of 5	
W	ELX-N-18094	Henry	06/26/14	0°±2°		.xxx±0.002/.xxx±.051		size A3	
X	ELX-N-26042	MZ	02/08/17	dr	J.SHREINER	11/07/90		type Product Customer Drawing	
				enr	M.HAHN	11/07/90			
				chr	M.HAHN	11/07/90			
				appd	M.HAHN	11/07/90			
sheet	revision	X	X	X	X	X			
index	sheet	1	2	3	4	5			

Amphenol FCI

© 2016 AFCI



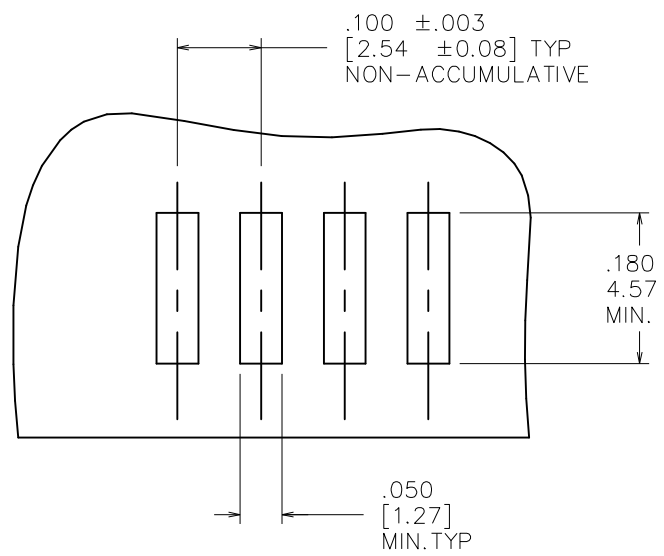


FIGURE A
TOP ENTRY
.025/.64 SQ PIN

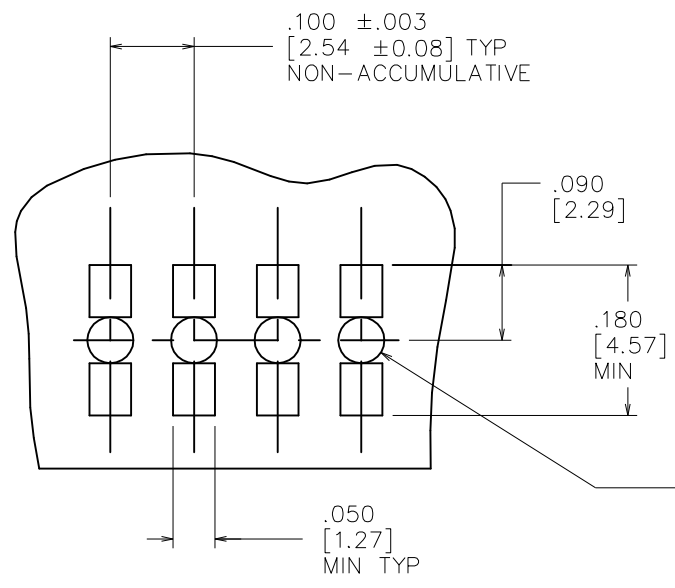


FIGURE B
BOTTOM ENTRY (THROUGH PWB)
.025/.64 SQ PIN

mat'l. code		surface ISO 1302 ✓		tolerance ISO 406 ISO 1101		projection 		product family DUBOX		
ltr	ecn no	dr	date	tolerances unless otherwise specified		title		DUBOX SURFACE MOUNT S/R VERTICAL CARD CONN		
x				angles	linear	INCH/MM		sheet 2 of 5		
				0°±2°		scale 1:1		size A3		
		dr	J.SHREINER	11/07/90	Amphenol FCI		dwg no		68402	
		enr	M.HAHN	11/07/90			type		Product Customer Drawing	
		chr	M.HAHN	11/07/90						
		appd	M.HAHN	11/07/90						
sheet	revision									
index	sheet									

1

2 3

4

5

6

PRODUCT NO NOTE 14	PLATING CONTACT AREA NOTE 16	PLATING SOLDER TAIL	MATERIAL REF.
68402-2XX	15u"/.38u Au OR GXT MIN OVER 50u"/1.27u NI MIN	100μ"/160μ" SN 2.54μ/4.06μ	NOTE 3 & 4
68402-3XX	30u"/.76u Au OR GXT MIN OVER 50u"/1.27u NI MIN	100μ"/160μ" SN 2.54μ/4.06μ	NOTE 3 & 4
68402-4XX	100u"/2.54u Sn MIN OVER 50u"/1.27u NI	100μ"/160μ" SN 2.54μ/4.06μ	NOTE 3 & 4
68402-6XX	30u"/.76u Au OR GXT MIN OVER 50u"/1.27u NI MIN	100μ"/160μ" SN 2.54μ/4.06μ	NOTE 3 & 4
68402-8XX	30u"/.76u Au MIN OVER 50u"/1.27u NI MIN	100μ"/160μ" SN 2.54μ/4.06μ	NOTE 3 & 4 — OBSOLETE



Amphenol
FCI

© 2016 AFCI

A

B

C

D

A

B

C

D

mat'l. code		surface ISO 1302 ✓	tolerance ISO 406 ISO 1101	projection 	product family DUBOX	
ltr	ecn no	dr	date	tolerances unless otherwise specified	title	
X				.xx±01/.x±3	DUBOX SURFACE MOUNT S/R	
				angles linear .xxx±0.005/.xxx±.13	VERTICAL CARD CONN	
				0°±2° .xxx±0.002/.xxx±.051	INCH/MM	
				dr J.SHREINER 11/07/90	scale 1:1	
				enr M.HAHN 11/07/90	Amphenol FCI	
				chr M.HAHN 11/07/90		dwg no 68402 sheet 3 of 5 size A3
				appd M.HAHN 11/07/90		type Product Customer Drawing
sheet index	revision sheet					

1

2

5

6

PRODUCT NUMBER

SEE TABLE

VACUUM PICK-UP CAP
CENTRALLY LOCATED

DUBOX VERTICAL RECEPTACLE
DOUBLE ROW

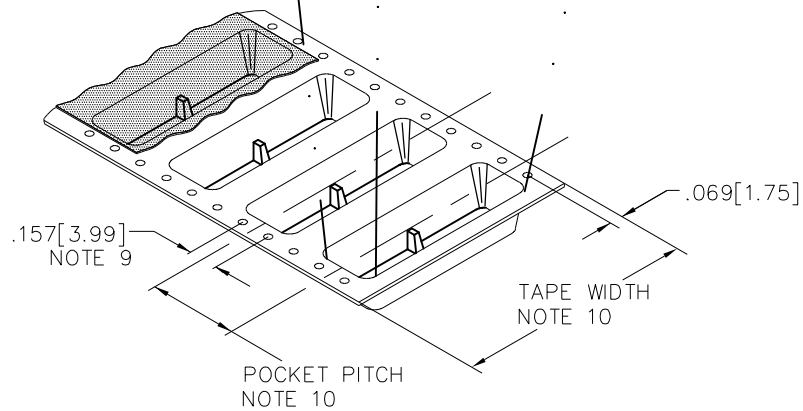
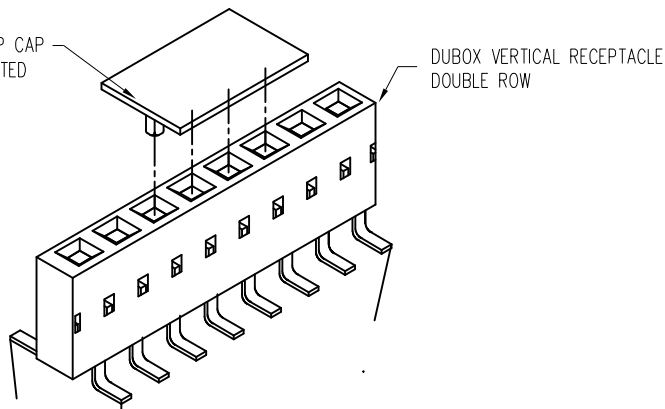


FIGURE 2
TAPE & REEL PACKAGING

NOTES:

- ①. TERMINAL MATERIAL: PHOSPHOR BRONZE. EXTRA HARD
2. RECOMMENDED APPLICATION DATA:
 - A. RECOMMENDED SOLDER PAD PATTERN IS SHOWN IN FIGURE A & B.
 - B. ALL MATING PINS TO BE .025/.64 SQUARE ON TRUE CENTER OF GIVEN TERMINAL SPACING. WITHIN .015/.38 DIA. (THERE IS A SPECIAL MATING PIN IS .016/.40. IT IS ONLY FOR P/N 68402-402WLF).
 - C. SUGGESTED MATING PIN LENGTH .210±.010 [5.33±.51]
- ③. HOUSING MATERIAL: P.P.S., FILLED. FLAME RETARDANT PER UL 94 V-0. THIS PART WILL WITHSTAND EXPOSURES TO 260°C PEAK TEMPERATURE FOR 20 SECONDS IN WAVE SOLDER, INFRA-RED OR VAPOR PHASE SOLDER PROCESS.
- ④. PRESTAMPED POST PLATED TERMINAL.
5. FCI, FCI PART NUMBER AND DATE CODE TO BE MARKED ON TUBE LABEL.
- ⑥. ADD SUFFIX 'P' TO DASH NUMBER AS FOURTH DIGIT FOR TAPE & REEL PACKAGING. ADD SUFFIX 'W' TO DASH NUMBER AS WITHOUT CAP ASSEMBLY FOR TAPE & REEL PACKAGING(IT IS CUSTOMIZED, WHICH HAS SPECIAL MATING PIN 0.016/.40 AND ONLY FOR SPECIAL P/N 68402-402WLF).
7. TAPE AND REEL PACKAGING PER GES-14-334.
- ⑧. VACUUM CAP MATERIAL: L.C.P, FLAME RETARDANT UL 94 V-0. COLOR: BLACK
- ⑨. TAPE AND REEL PACKAGING FOR 24mm WIDE AND BELOW HAVE PILOT HOLES ON ONE SIDE OF TAPE ONLY. SIZES ABOVE 24mm HAVE PILOT HOLES ON BOTH SIDES OF TAPE.
- ⑩. TAPE & REEL PACKAGING 32mm TAPE WIDTH, WITH 12mm POCKET PITCH.
- ⑪. MAXIMUM LENGTH OF CONNECTOR FOR TAPE AND REEL PACKAGING IS 2.50 INCHES LONG /63.5mm
- ⑫. PART NUMBER WITH "U" SUFFIX IS FOR SAWING PURPOSES ONLY.
13. STANDARD TUBE PACKAGE PER BUS-14-097/3.
- ⑭. ADD LF SUFFIX AT THE END OF PART NUMBER FOR LEAD FREE OPTION.
15. THIS PRODUCT MEETS EUROPEAN UNION DIRECTIVES AND OTHER COUNTRY REGULATION AS DESCRIBED IN GS-22-008.
- ⑯. PLATING OPTIONS: MAY BE EITHER GOLD OR GXT PLATED AT MANUFACTURER'S OPTION.

mat'l. code		surface ISO 1302 ✓		tolerance ISO 206 ISO 1101		projection INCH/MM		product family DUBOX	
ltr		ecn no		dr		date		title	
x								DUBOX SURFACE MOUNT S/R VERTICAL CARD CONN	
		tolerances unless otherwise specified		.xx±01/.x±3		linear		scale 1:1	
		angles		.xxx±0.005/.xxx±13		0°±2°		Amphenol FCI	
		dr		J.SHREINER		11/07/90		dwg no	
		enr		M.HAHN		11/07/90		sheet 4 of 5	
		chr		M.HAHN		11/07/90		68402	
		appd		M.HAHN		11/07/90		size A3	
sheet		revision						type Product Customer Drawing	
index		sheet							

PRODUCT NO.	NO. OF POSITIONS	C DIM	D DIM	TAPE & REEL PACKAGING	LF OPTIONS
68402-Y02	1 X 2	.100/2.540	.217/5.511	NO	NOTE 14
-Y03	1 X 3	.200/5.080	.317/8.051	NO	
-Y04	1 X 4	.300/7.620	.417/10.591	NO	
-Y05	1 X 5	.400/10.160	.517/13.131	NO	
-Y06	1 X 6	.500/12.700	.617/15.671	NO	
-Y07	1 X 7	.600/15.240	.717/18.211	NO	
-Y08	1 X 8	.700/17.780	.817/20.751	NO	
-Y09	1 X 9	.800/20.320	.917/23.291	NO	
-Y10	1 X 10	.900/22.860	1.017/25.831	NO	
-Y11	1 X 11	1.000/25.400	1.117/28.371	NO	
-Y12	1 X 12	1.100/27.940	1.217/30.911	NO	
-Y13	1 X 13	1.200/30.480	1.317/33.451	NO	
-Y14	1 X 14	1.300/33.020	1.417/35.991	NO	
-Y15	1 X 15	1.400/35.560	1.517/38.531	NO	
-Y16	1 X 16	1.500/38.100	1.617/41.071	NO	
-Y17	1 X 17	1.600/40.640	1.717/43.611	NO	
-Y18	1 X 18	1.700/43.180	1.817/46.151	NO	
-Y19	1 X 19	1.800/45.720	1.917/48.691	NO	
-Y20	1 X 20	1.900/48.260	2.017/51.231	NO	
-Y21	1 X 21	2.000/50.800	2.117/53.771	NO	
-Y22	1 X 22	2.100/53.340	2.217/56.311	NO	
-Y23	1 X 23	2.200/55.880	2.317/58.851	NO	
-Y24	1 X 24	2.300/58.420	2.417/61.391	NO	
-Y25	1 X 25	2.400/60.960	2.517/63.931	NO	
68402-Y26	1 X 26	2.500/63.50	2.617/66.47	NO	
68402-Y26U	1 X 26	2.500/63.50	2.617/66.47	NO	
68402-Y06P	1 X 6	.500/12.700	.617/15.671	YES	
68402-Y27-Y50	---	---	---	NO	NOT AVAILABLE

NOTE 12
NOTE 6

Amphenol
FCI

© 2016 AFCl

mat'l. code		surface ISO 1302 ✓		tolerance ISO 406 ISO 1101		projection 		product family DUBOX	
ltr		ecn no		dr		date		title	
x								DUBOX SURFACE MOUNT S/R VERTICAL CARD CONN	
		tolerances unless otherwise specified		linear		INCH/MM		sheet 5 of 5	
		.xx±01/.x±3		.xxx±0.005/.xxx±.13		scale 1:1		size A3	
		0°±2°		.xxxx±0.002/.xxx±.051		Amphenol FCI		68402	
		dr		J.SHREINER		11/07/90		type Product Customer Drawing	
		enr		M.HAHN		11/07/90			
		chr		M.HAHN		11/07/90			
		appd		M.HAHN		11/07/90			
sheet		revision							
index		sheet							