


Single Row IDC Header

Series 8284



IDC header/socket for 0.100" (2.54mm) pitch IDC for 0.100" (2.54mm) round conductor flat cable uses similar 8289/8290 contact components recognized under UL & CSA specifications, but housed in a single row insulator format. The header is a 1-piece insulator with right angle, straight solder or press-fit terminations. The socket is a 2-piece insulator design with IDC contacts suitable for termination to 26/28 AWG stranded ribbon cable or dip solder terminations.

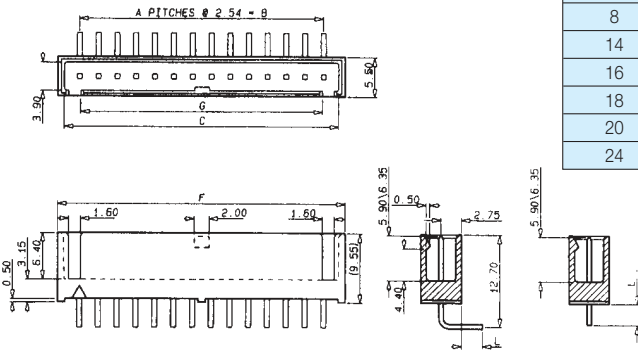


TECHNICAL SPECIFICATION

<p>Material: Molding - UL94VO rated grey polyester Contact - Brass</p> <p>Current Rating: 1.5 Amp maximum at 25°C 1 Amp maximum at 70°C</p> <p>Insulation Resistance: 1000 megohms</p>	<p>Dielectric Withstanding Voltage: 1050V DC or AC peak</p> <p>Voltage Rating: 350V DC or AC peak</p> <p>Contact Resistance: 20 milliohms maximum</p> <p>Operating Temperature: -55°C to +125°C</p>	<p>Mechanical Endurance: Standard tin plating - 10 cycles</p> <p>Insertion/Withdrawal Forces: 2.7N max insertion force per contact 0.2N min withdrawal force per contact</p>
---	---	--

HEADER

DIMENSIONS: millimeters (inches)



No. of Positions	A	B	C	D	E	F	G
8	7	17.78 (0.70)	21.30 (0.84)	18.54 (0.73)	19.30 (0.76)	23.70 (0.93)	17.54 (0.69)
14	13	33.02 (1.30)	36.54 (1.44)	33.78 (1.33)	34.54 (1.36)	38.94 (1.53)	32.78 (1.29)
16	15	38.10 (1.50)	42.22 (1.66)	38.86 (1.53)	39.62 (1.56)	44.02 (1.73)	37.86 (1.49)
18	17	43.18 (1.70)	46.70 (1.84)	43.94 (1.73)	44.70 (1.76)	49.10 (1.93)	42.94 (1.69)
20	19	48.26 (1.90)	52.38 (2.06)	49.02 (1.93)	49.78 (1.96)	54.18 (2.13)	48.02 (1.89)
24	23	58.42 (2.30)	61.94 (2.44)	59.18 (2.33)	59.94 (2.36)	64.34 (2.53)	58.18 (2.29)

ORDERING CODE

<p>10</p> <p>Connector Code Prefix</p> <p>10 = Header Connector</p>	<p>8284</p> <p>Series Number</p>	<p>014</p> <p>Number of Contacts</p> <p>008 = 8 position 014 = 14 position 016 = 16 position 018 = 18 position 020 = 20 position 024 = 24 position</p>	<p>000</p> <p>Contact Variation</p> <p>000 = 0.110" (2.8mm) Straight PC Tail 001 = 0.146" (3.7mm) Straight PC Tail 002 = 0.110" (2.8mm) R.A. PC Tail 003 = 0.146" (3.7mm) R.A. PC Tail 009 = 0.209" (4.5mm) Straight PF Tail</p>	<p>030</p> <p>Plating Variation</p> <p>030 = Tin plating, 10 cycles 040 = Gold plating, 50 cycles</p>
--	---	---	---	--


Not all versions are available, please check with AVX Customer Service for availability.



Single Row IDC Socket

Series 8284

IDC header/socket for 0.100" (2.54mm) pitch IDC for 0.100" (2.54mm) round conductor flat cable uses similar 8289/8290 contact components recognized under UL & CSA specifications, but housed in a single row insulator format. The header is a 1-piece insulator with right angle, straight solder or press-fit terminations. The socket is a 2-piece insulator design with IDC contacts suitable for termination to 26/28 AWG stranded ribbon cable or dip solder terminations.



TECHNICAL SPECIFICATION

Material:

Molding - UL94VO rated grey polyester
Contact - Phosphor bronze

Current Rating:

1.5 Amp maximum at 25°C
1 Amp maximum at 70°C

Insulation Resistance:

1000 megohms

Dielectric Withstanding Voltage:

1050V DC or AC peak

Voltage Rating:

350V DC or AC peak

Contact Resistance:

20 milliohms maximum

Operating Temperature:

-55°C to +125°C

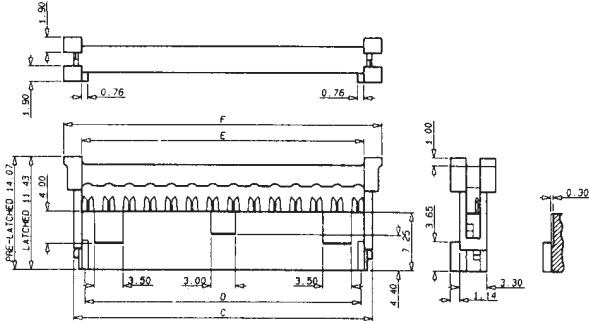
Mechanical Endurance:

Standard tin plating - 10 cycles

Insertion/Withdrawal Forces:

2.7N max insertion force per contact
0.2N min withdrawal force per contact

SOCKET



DIMENSIONS: millimeters (inches)

No. of Positions	A	B	C	D	E	F
8	7	17.78 (0.70)	21.30 (0.84)	18.54 (0.72)	19.30 (0.76)	23.70 (0.93)
14	13	33.02 (1.18)	36.54 (1.45)	33.78 (1.33)	34.54 (1.36)	38.94 (1.53)
16	15	38.10 (1.50)	42.22 (1.66)	38.86 (1.53)	39.62 (1.56)	44.02 (1.73)
18	17	43.18 (1.70)	46.70 (1.84)	43.94 (1.73)	44.70 (1.76)	49.10 (1.93)
20	19	48.26 (1.90)	52.38 (2.06)	49.02 (1.93)	49.78 (1.96)	54.18 (2.13)
24	23	58.42 (2.30)	61.94 (2.44)	59.18 (2.33)	59.94 (2.36)	64.34 (2.53)

ORDERING CODE

20

Connector Code Prefix

20 = Socket Connector

8284

Series Number

014

Number of Contacts

008 = 8 position
014 = 14 position
016 = 16 position
018 = 18 position
020 = 20 position
024 = 24 position

000

Contact Variation

000 = Standard IDC contact 26/28 AWG

030

Plating Variation

030 = Tin plating, 10 cycles
040 = Gold plating, 50 cycles

Not all versions are available, please check with AVX Customer Service for availability.