

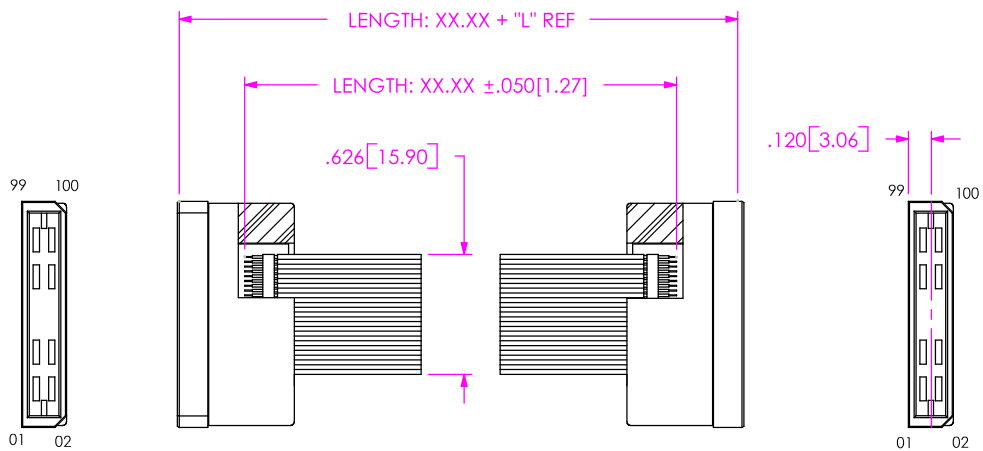
HBCD-050-XX.XX-TEU-TED-X-X

10/16/2006 ECN-65968

DO NOT SCALE FROM THIS PRINT

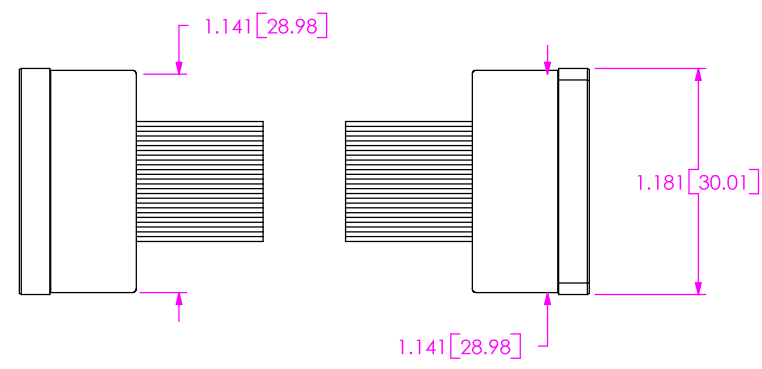
ALL DIMENSIONS REF

DO NOT SCALE FROM THIS PRINT

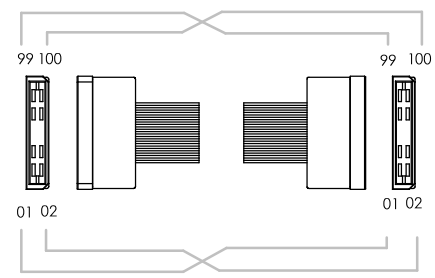


FIRST END

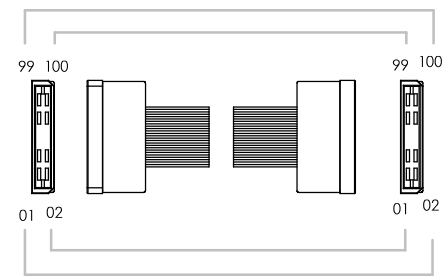
SECOND END



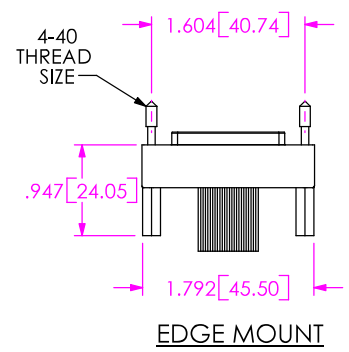
WIRING OPTION 1 POSITION 1 TO POSITION 1



WIRING OPTION 2 POSITION 1 TO POSITION 2



ONLY APPLICABLE FOR SCREW-DOWN END OPTIONS



EDGE MOUNT

PROPRIETARY NOTE
THIS DOCUMENT CONTAINS INFORMATION CONFIDENTIAL AND PROPRIETARY TO SAMTEC, INC. AND SHALL NOT BE REPRODUCED OR TRANSFERRED TO OTHER DOCUMENTS OR DISCLOSED TO OTHERS OR USED FOR ANY PURPOSE OTHER THAN THAT WHICH IT WAS OBTAINED WITHOUT THE EXPRESSED WRITTEN CONSENT OF SAMTEC, INC.

SAMTEC

520 PARK EAST BLVD, NEW ALBANY, IN 47150
 * PHONE: 812.944.6733 * FAX: 812.948.5047
 e-Mail: INFO@SAMTEC.COM CODE: 55322

SHEET SCALE: 1:1



DESCRIPTION:
 BTH / BSH CABLE ASSEMBLY
 DWG. NO.
 HBCD-050-XX.XX-TEU-TED-X-X
 BY: T WHELAN 10/16/06 SHEET 1 OF 1