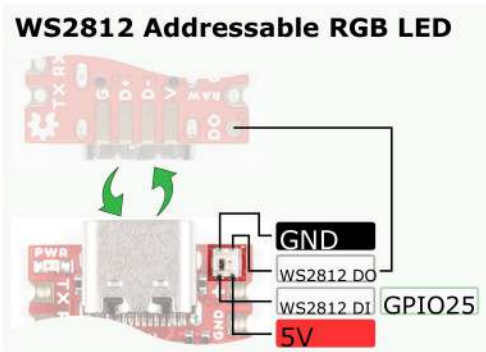
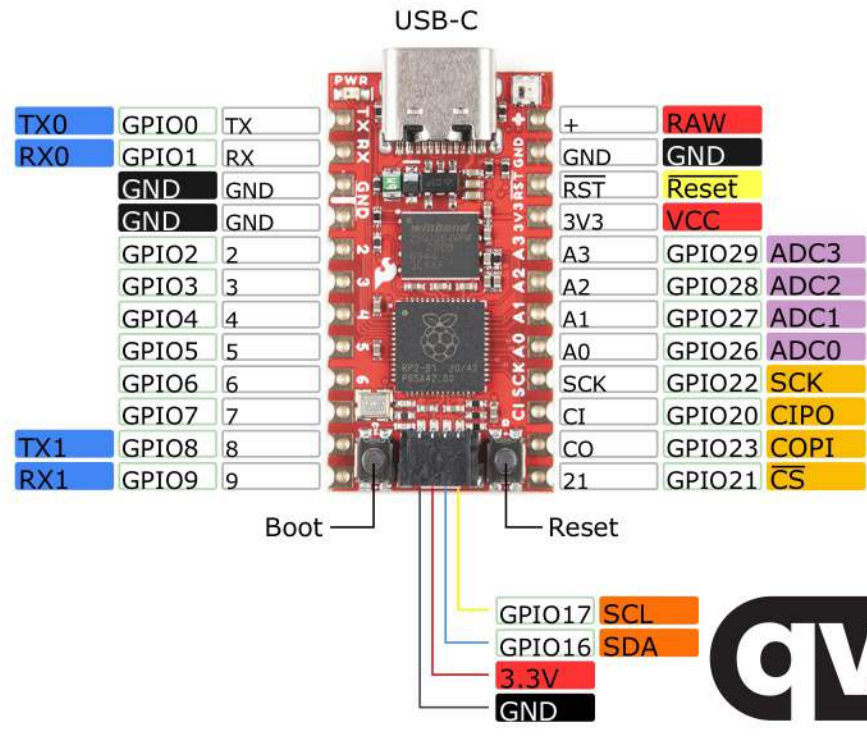
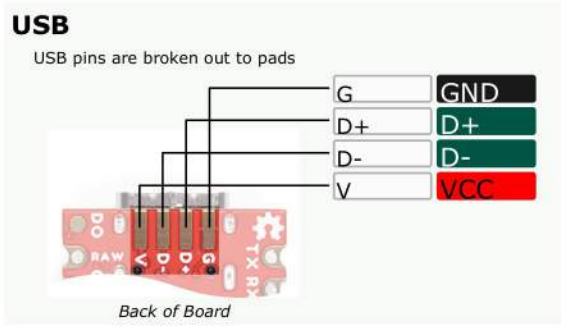
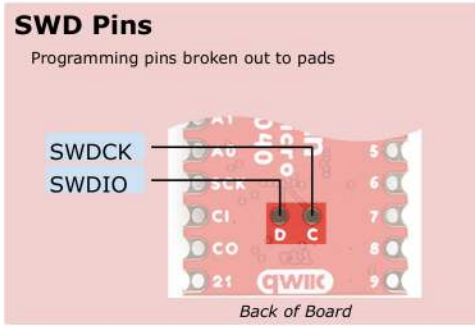


Pro Micro RP2040 DEV-17717

Name	ADC
Power	I ² C
GND	SPI
Control	USB
GPIO	SWD
Serial UART	



Power
 "RAW" Pin: 5V Max at ~600mA
 USB: 5V at ~500mA (default), dependent on USB Port
 "3V3" Pin: Regulated 3.3V
 I/O Logic Levels: 3.3V

USB
 USB 1.1 Device/Host

LEDs
 Power: Red
 WS2812: Addressable RGB [GPIO25]

RP2040
 Absolute maximum VCC: 3.3V
 32-bit Dual ARM Cortex M0+ (up to 133MHz)
 ROM: 16kB (fixed at time of silicon is manufactured)
 Internal SRAM: 264kB
 ADC: 12-bit
 PWM: 16-bit

W25Q128JVPIM
 External Flash Program Memory: 16MB

Notes
 - The pins on the RP2040 can be muxed! For more information on the multiplexed pins, check out "section 1.4.3 GPIO Functions" of the RP2040 datasheet.

